

SP-DNG

DINE Surface Pendant Series
Track Lighting

Job Information		
Project Name		Type
Location		
Quantity		Date
Contact/Phone		
Notes		

Features

Body

Constructed of aluminum which provides superior strength and rigidity, the body features an aesthetically pleasing smooth cylindrical shape with dual finish color.

Lamping

E26 porcelain lamp socket for 120V PAR20 / R20 / PAR16 / A19 lamps, 50W max.

Adjustability

Lamp holder bracket is height adjustable up to 2".

Beam Spread

The height adjustable screw provides for a variable beam spread angle ranging from 20° to 110°.

Dimming

Fixture is dimmable when used with industry standard TRIAC dimming controls and compatible dimmable lamps.

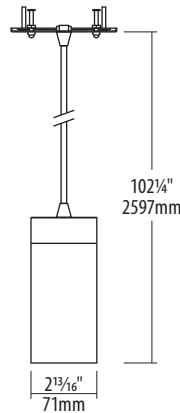
Mounting

Can be attached to an industry standard 4" octagon box.



Description

The DINE surface pendant was specifically designed for restaurants and dining applications, allowing for ideal control of visual comfort. Low-glare lighting and flexibility to make on-site adjustments allows for perfect horizontal & vertical illumination for both on a high or low ceilings.





* Drawing does not include snoot.



Notes: Accessories are sold separately. For additional options please consult your Liteline representative. All trademarks are the property of their respective owners. Due to our continued efforts to improve our products, product specifications are subject to change without notice.

Ordering Guide

SP - DNG	Snoot	Finish
		
	SN1 : 1" Snoot	BK : Black
	SN2 : 2" Snoot	WH : White
	SN4 : 4" Snoot	

Accessories



DNG-SN1

1" Snoot, for use with DINE series fixtures. Available in Black or white, golden interior.



DNG-SN2

2" Snoot, for use with DINE series fixtures. Available in Black or white, golden interior.



DNG-SN4

4" Snoot, for use with DINE series fixtures. Available in Black or white, golden interior.