

SurfaFlex 1 Bendable Aluminum Channel



SurfaFlex 1 is a flexible channel that effortlessly bends to fit curves, making it perfect for any application. Designed to deliver hotspot-free lighting when used with Alloy LED’s popular tape lights, such as PrimaLine 2.5 COB and Radialux 4.2 COB RGB, and ideal for under-cabinet lighting, coves, and soffits, this sleek solution transforms your lighting projects with ease and elegance.

- Enables mounting our LED tape lights on curved surfaces
- Diffuser covers provide smooth light diffusion with no hotspots
- Sold in complete kits (4 ft. and 7 ft.) to create a finished fixture in the field

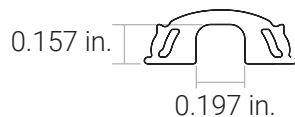
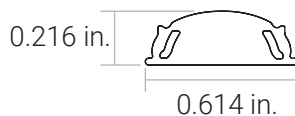
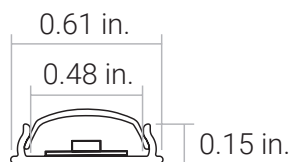


PRODUCT INFORMATION

Item Number	Description
AL-50-33-0111-KIT*	4 ft. kit: includes 1 channel, 1 diffuser cover, 2 pair pack of plastic end caps, 5 metal mounting clips with screws
AL-50-33-0115-KIT*	7 ft. kit: includes 1 channel, 1 diffuser cover, 4 pair pack of plastic end caps, 10 metal mounting clips with screws
AL-50-33-0011-AL-PART	Channel - 4 ft. - aluminum finish
AL-50-33-0015-AL-PART	Channel - 7 ft. - aluminum finish
AL-50-33-9902-FRT	Diffuser cover - 4 ft.
AL-50-33-9905-FRT	Diffuser cover - 7 ft.
AL-50-33-9951-SL	Plastic end caps 2 pair pack: 2 open, 2 closed
AL-50-33-9986-AL	Metal mounting clips with screws - 5-pack

*Add -20 or -40 to the end of the item number for discounted bundles.
This channel is compatible with select tape lights, see page 3 for our channel and tape light compatibility and hotspot guide.

DIMENSIONS



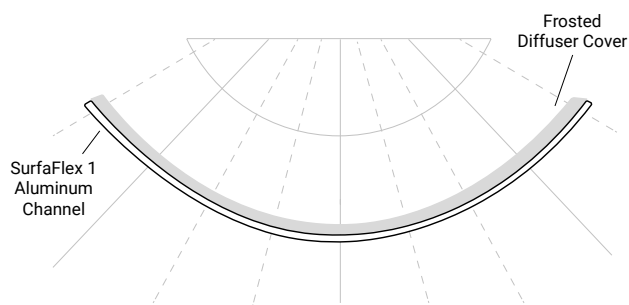
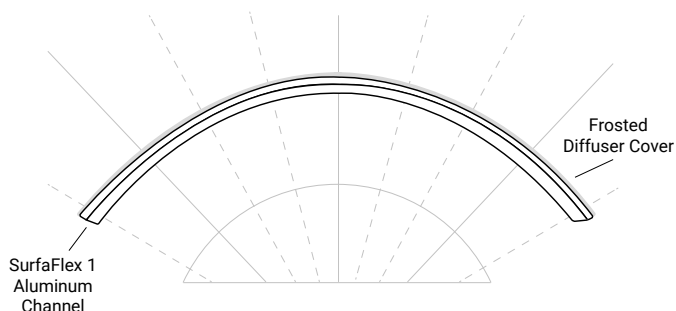
End Caps



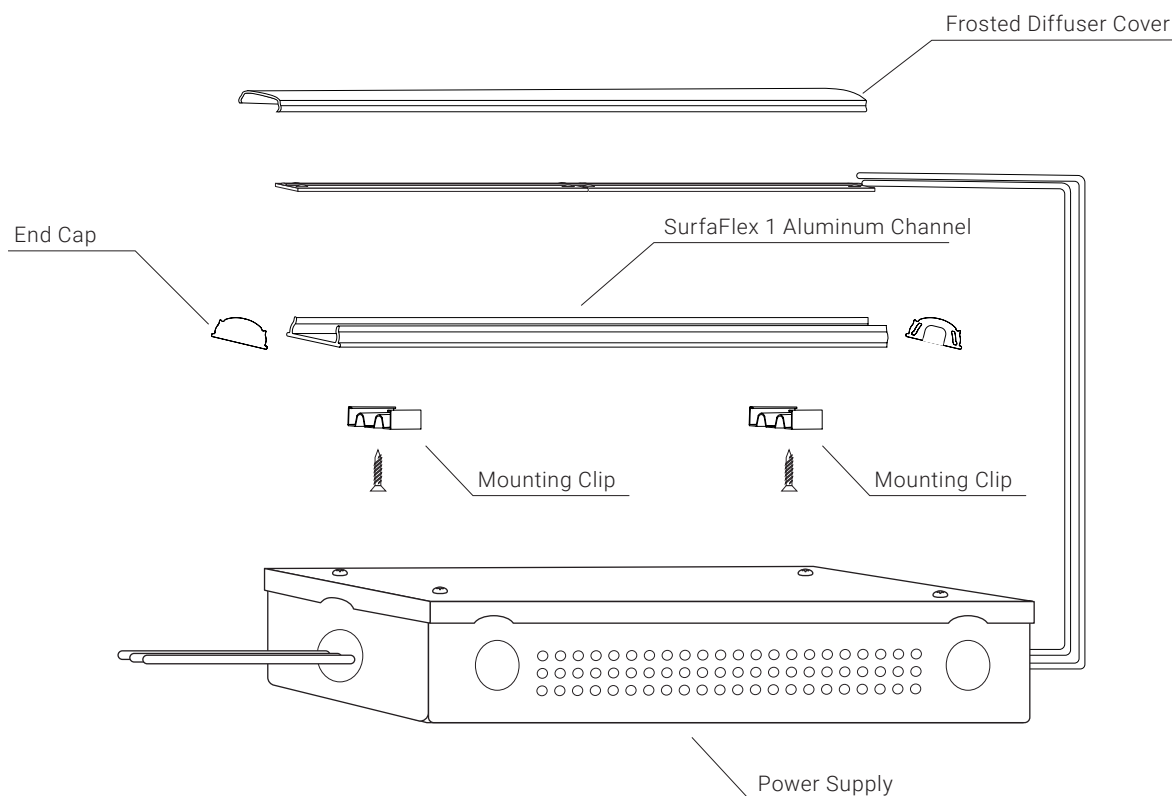
Mounting Clip

BEND RADIUS

Minimum Radius 5.5 in.



COMPLETE SOLUTION



SURFALFLEX 1 AND TAPE LIGHT HOTSPOT AND COMPATIBILITY GUIDE

Tape Light	Wire Connector	AmpChomp	Hotspot
PrimaLine [®] 1.5	S		4
PrimaLine 1.5 XT			N/A
PrimaLine 2.5 COB	S		0
PrimaLine 2.7 LP	S		2
PrimaLine 3	S		3
PrimaLine 3 XT			N/A
PrimaLine 4.4 Gen 2	S		3
PrimaLine 4.4 XT Gen 2	S		3
PrimaLine 5.5 LP	S		2
PrimaLine 6.6 Gen 2			N/A
PrimaLine 7	S		3
PrimaLine 8 Gen 2			N/A
Varien™ 5.5 Dim-to-Warm			N/A
Radialux [®] 2.2 RGB	S		5
Radialux 4.2 COB RGB	S		0
Radialux 4.4 RGB	S		4
Radialux 4.4 RGBW			N/A
Radialux 4.7 LP RGBW	S		3-5
Radialux 5.9 RGBW			N/A
Radialux 8.8 RGB			N/A
RazorLine 3.7	S		0.5-1
RazorLine Neon 300	S		0
PrimaLine 1.5 Wet			N/A
PrimaLine 1.5 XT Wet			N/A
PrimaLine 3 Wet			N/A
PrimaLine 3 XT Wet			N/A
PrimaLine 4.4 XT Gen 2 Wet			N/A
Radialux 2.2 RGB Wet			N/A
Radialux 4.4 RGB Wet			N/A
Radialux 4.4 RGBW Wet			N/A
Radialux 5.9 RGBW Wet			N/A

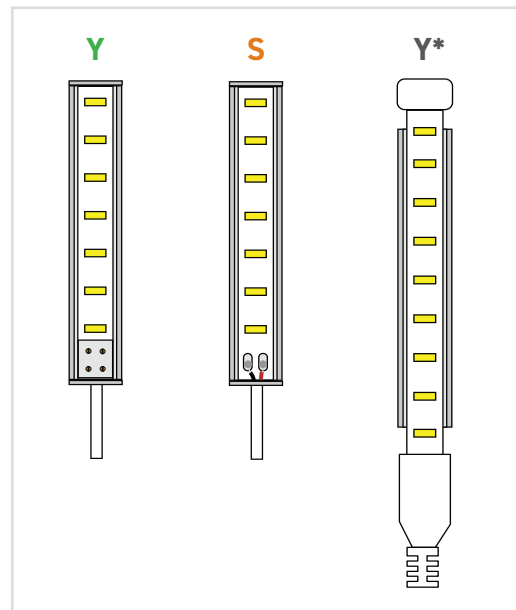
Chart Key

- Y** Tape, channel, and connector fit
- Y*** (Wet Tape Only) Tape light end caps do not fit
- S** (Dry Tape Only) Connector does not fit in channel / leads should be soldered
- Does not fit width and /or height

Hotspot Values



Compatibility Visual Key




ALLOY LED[®] Specifications

RECOMMENDED TAPE LIGHT (SOLD SEPARATELY)

Medium Output

Radialux 4.2 COB RGB LED Tape Light



24V DC / Maximum Run = 16.4 ft.		
16.4 ft. Spool	100 ft. Spool	Lumens per Foot
AL-02-60-2401	AL-02-60-2441	211

High Output

PrimaLine 2.5 COB LED Tape Light



24V DC / Maximum Run = 27 ft.				
27 ft. Spool	100 ft. Spool	Color Temperature	Lumens per Foot	CRI
AL-01-60-2401	AL-01-60-2441	2700K	286	92
AL-01-60-2402	AL-01-60-2442	3000K	291	93
AL-01-60-2408	AL-01-60-2448	3500K	304	93
AL-01-60-2403	AL-01-60-2443	4200K	333	93
AL-01-60-2404	AL-01-60-2444	5000K	355	93

High Output

RazorLine Neon 300 LED Tape Light



24V DC / Maximum Run = 10 ft.			
10 ft. Spool	Color Temperature	Lumens per Foot	CRI
AL-01-40-2401	2700K	291	95.7
AL-01-40-2402	3000K	328	96.6
AL-01-40-2408	3500K	309	96.5
AL-01-40-2403	4200K	319	98.2
AL-01-40-2404	5000K	316	97.8

High Output

RazorLine 3.7 LED Tape Light



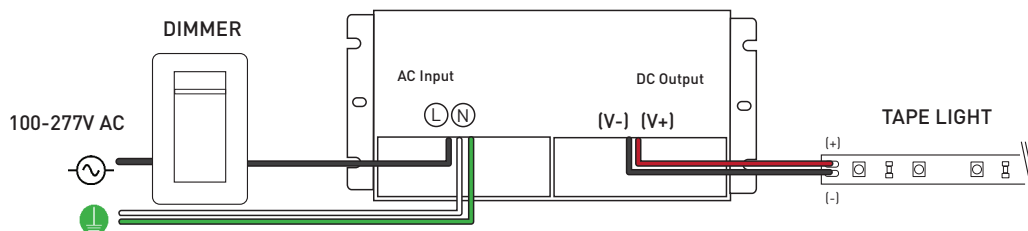
24V DC / Maximum Run = 16.4 ft.				
7 ft. Spool	16.4 ft. Spool	Color Temperature	Lumens per Foot	CRI
AL-01-33-2401	AL-01-33-2441	2700K	271	96.1
AL-01-33-2402	AL-01-33-2442	3000K	300	96.7
AL-01-33-2408	AL-01-33-2448	3500K	307	96.9
AL-01-33-2403	AL-01-33-2443	4200K	316	97.4
AL-01-33-2404	AL-01-33-2444	5000K	350	94.9

ALLOY LED® Specifications


RECOMMENDED POWER SUPPLIES (SOLD SEPARATELY)



Alloy LED PowerFactor™ Dimmable Power Supplies with Integrated UL Listed Junction Box
Compact, highly efficient, and code-compliant power supply with versatile and smooth dimming capabilities.



Wiring diagram is for reference only. Please refer to dimmer wiring specifications sheet for accurate directions.



Single Tap Models

Item Number	Output Voltage	Wattage	Wet Location	Minimum Load	Dimensions (L x W x H)	Class 2
AL-98-10-12030	12V DC	30W	Yes (NEMA 4X)	10%	6.50 x 3.72 x 1.02 in.	Yes
AL-98-10-12060	12V DC	60W	Yes (NEMA 4X)	10%	7.40 x 3.72 x 1.02 in.	Yes
AL-98-10-12120	12V DC	120W	Yes (NEMA 4X)	10%	8.66 x 3.72 x 1.57 in.	No
AL-98-10-24030	24V DC	30W	Yes (NEMA 4X)	10%	6.50 x 3.72 x 1.02 in.	Yes
AL-98-10-24060	24V DC	60W	Yes (NEMA 4X)	10%	7.40 x 3.72 x 1.02 in.	Yes
AL-98-10-24096	24V DC	96W	Yes (NEMA 4X)	10%	8.66 x 3.72 x 1.57 in.	Yes
AL-98-10-24150	24V DC	150W	Yes (NEMA 4X)	10%	10.24 x 4.13 x 1.77 in.	No
AL-98-10-24200	24V DC	200W	Yes (NEMA 4X)	10%	10.24 x 4.13 x 1.77 in.	No
AL-98-10-24300	24V DC	300W	Yes (NEMA 4X)	10%	10.94 x 4.33 x 1.77 in.	No

Class 2 Compliant Multi-Tap Models

Item Number	Output Voltage	Wattage	Wet Location	Minimum Load	Dimensions (L x W x H)	Class 2
AL-98-10-12300-MT	12V DC	300W	Yes (NEMA 4X)	10%	11.85 x 4.33 x 1.77 in.	Yes
AL-98-10-24192-MT	24V DC	192W	Yes (NEMA 4X)	10%	10.94 x 4.33 x 1.77 in.	Yes
AL-98-10-24288-MT	24V DC	288W	Yes (NEMA 4X)	10%	11.85 x 4.33 x 1.77 in.	Yes

Note: PowerFactor assumes 80% load.
Inspectors prefer power supply to be used with junction box.
For dimmer compatibility, refer to drivers specification sheet.

ALLOY LED® Specifications

RECOMMENDED POWER SUPPLIES (SOLD SEPARATELY)

Alloy LED Primavolt® No Minimum Load Dimmable Power Supplies with ETL Listed Junction Box

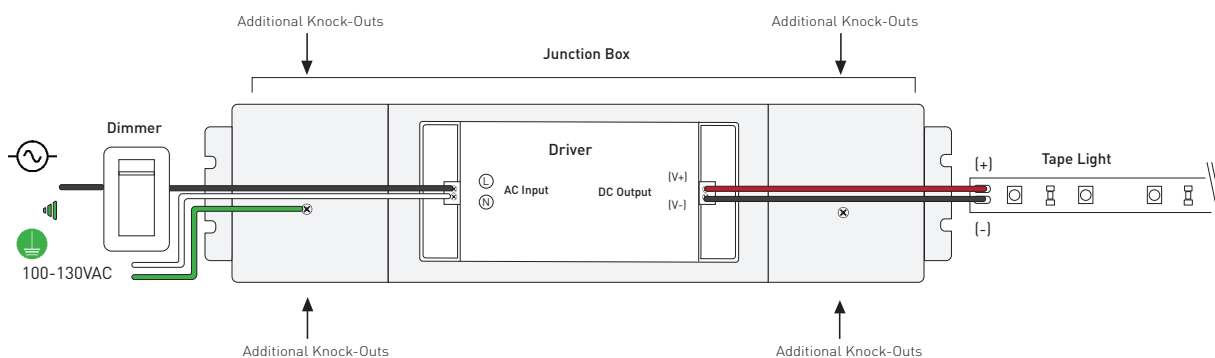
Code-compliant power supply with versatile and smooth dimming capabilities. Compatible with Incandescent, On/Off, ELV and MLV dimmers.




Dry Location Model
White model for 60W and lower



Wet Location Model
Black model for 80W and higher



Wiring diagram is for reference only. Please refer to dimmer wiring specifications sheet for accurate directions.




Item Number	Output Voltage	Wattage	Minimum Load	Dimensions (Junction Box) (L x W x H)	Class 2
AL-98-03-12024-NM	12V DC	24W	0%	13.78 x 3.03 x 1.46 in.	Yes
AL-98-03-12048-NM	12V DC	48W	0%	13.78 x 3.03 x 1.46 in.	Yes
AL-98-03-12060-NM	12V DC	60W	0%	13.78 x 3.03 x 1.46 in.	Yes
AL-98-03-12080-NM	12V DC	80W	0%	14.96 x 3.03 x 2.24 in.	No
AL-98-03-12120-NM	12V DC	120W	0%	14.96 x 3.03 x 2.24 in.	No
AL-98-03-24024-NM	24V DC	24W	0%	13.78 x 3.03 x 1.46 in.	Yes
AL-98-03-24048-NM	24V DC	48W	0%	13.78 x 3.03 x 1.46 in.	Yes
AL-98-03-24060-NM	24V DC	60W	0%	13.78 x 3.03 x 1.46 in.	Yes
AL-98-03-24080-NM	24V DC	80W	0%	14.96 x 3.03 x 2.24 in.	Yes
AL-98-03-24096-NM	24V DC	96W	0%	14.96 x 3.03 x 2.24 in.	Yes
AL-98-03-24150-NM	24V DC	150W	0%	15.98 x 3.43 x 2.36 in.	No
AL-98-03-24200-NM	24V DC	200W	0%	15.98 x 3.43 x 2.36 in.	No

Note: Alloy LED strongly recommends using Listed Class 2 power supplies for all installations. Always install in accordance with local and national electrical code regulations. Inspectors prefer power supply to be used with junction box. For dimmer compatibility, refer to drivers specification sheet.

RECOMMENDED POWER SUPPLIES (SOLD SEPARATELY)

ELV Dimmable Power Supplies for Remote Enclosures

The drivers are derated, but when installed in a small enclosure with no heatsink or air circulation, we recommend a maximum load of 40W.



Wiring diagram is for reference only. Please refer to dimmer wiring specifications sheet for accurate directions.

120V

98%
POWER
FACTOR

WARRANTY
5
YEARS

0%
Min. Load

us

Item Number	Output	Wattage	Dimensions (L x W x H)	Class 2
AL-98-08-12060	12V DC	60W	2.66 x 1.30 x 0.83 in.	Yes
AL-98-08-24060	24V DC	60W	2.66 x 1.30 x 0.83 in.	Yes

Note: Inspectors prefer power supply to be used with junction box.
For dimmer compatibility, refer to drivers specification sheet.

ALLOY LED[®] Specifications

DIMMING ACCESSORIES (SOLD SEPARATELY)

Lutron[®] Dimming Accessories

By participating in Lutron's OEM Advantage program, Alloy LED is able to offer a range of the highest quality low voltage power supplies and selected controls on the market.



Hi-lume Premier
0.1% EcoSystem /
3-wire LED Driver
(96W 24VDC)



Hi-lume 1% LED Driver 40W
- EcoSystem / 3-wire control
- 2-wire 120V forward
phase control



Lutron Vive PowPak RF Module
- RF module for EcoSystem LED
driver control
- Use with the Lutron EcoSystem
drivers shown to "Vive-enable"
Alloy LED products

Lutron[®] Hi-lume LED Drivers

Item Number	Output	Wattage	Minimum Load	Class 2
AL-98-07-12040	12V DC	40W	N/A	Yes
AL-98-07-12040-3WIRE	12V DC	40W	N/A	Yes
AL-98-07-24040	24V DC	40W	N/A	Yes
AL-98-07-24040-3WIRE	24V DC	40W	N/A	Yes
AL-98-07-24096-3WIRE	24V DC	96W	N/A	Yes

Lutron[®] Controls

Item Number	Description	Voltage
AL-98-07-9901	EcoSystem Control Module	N/A
AL-98-07-9901-8	EcoSystem Control Module - 8 pack	N/A
AL-98-07-9950	CL Dimmer	120V AC
AL-98-07-9950-FPLATE	CL Dimmer faceplate	N/A

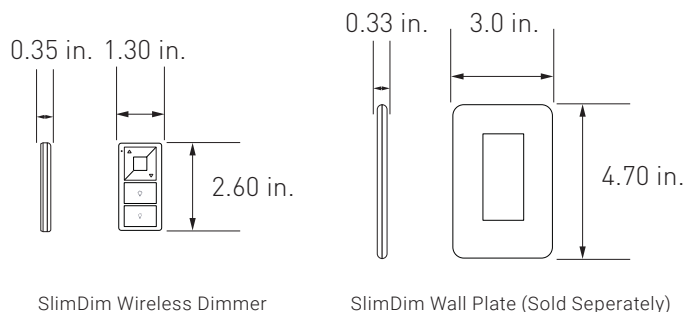
DIMMING ACCESSORIES (SOLD SEPARATELY)

Dimmers and Switches

SlimDim Wireless Dimmer Switch



Using long-range RF technology, these LED dimmers connect wirelessly to a receiver, offering freedom to mount anywhere. Can also be used as a fob for mobile, hand-held control.

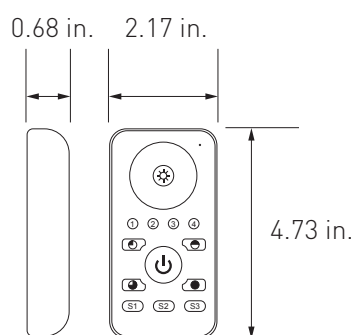
AL-70-01-0001	SlimDim Wireless Dimmer
AL-70-01-0002	Single Color Receiver (96W max.) (sold separately) 
AL-98-07-9950 -FPLATE	SlimDim Wall Plate (sold separately)



Remote Control Dimmer Switch

Provides full dimming and on/off control, and includes a touch wheel that allows for direct visual selection of brightness. It can also operate up to four independent zones.

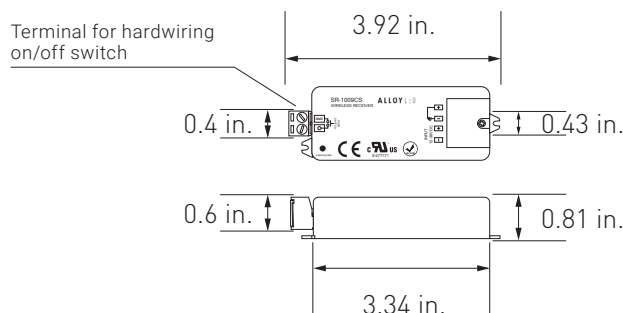
AL-60-03-0001	Remote Control Dimmer Switch
AL-70-01-0002	Single Channel Receiver (sold separately) 
AL-60-03-0004-V2	Wireless Receiver (RGB & RGBW) (sold separately) 



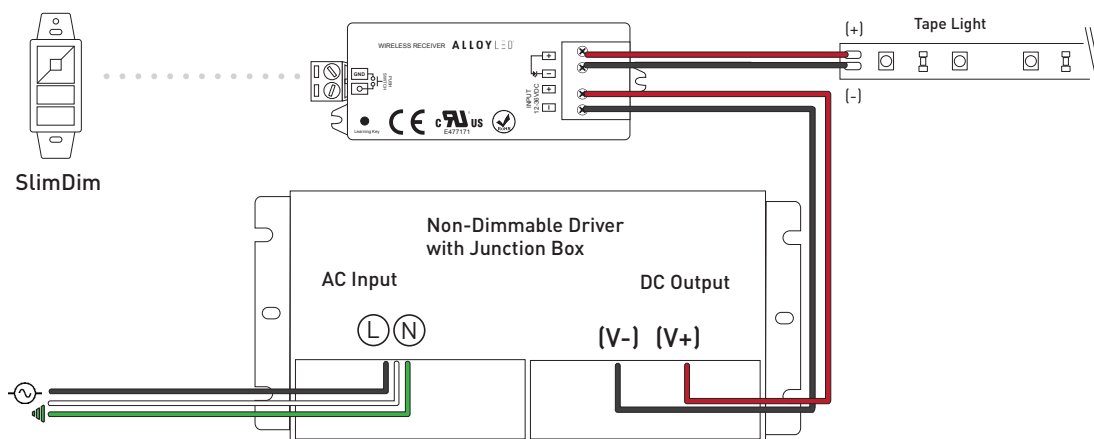
Single Channel Wireless Receiver

Pair with the Remote Control Dimmer Switch or the SlimDim Wireless Dimmer to dim PrimaLine tape lights. Use one remote to make independent lighting zones with multiple receivers with certain controllers.

AL-70-01-0002	Single Channel Wireless Receiver
---------------	----------------------------------



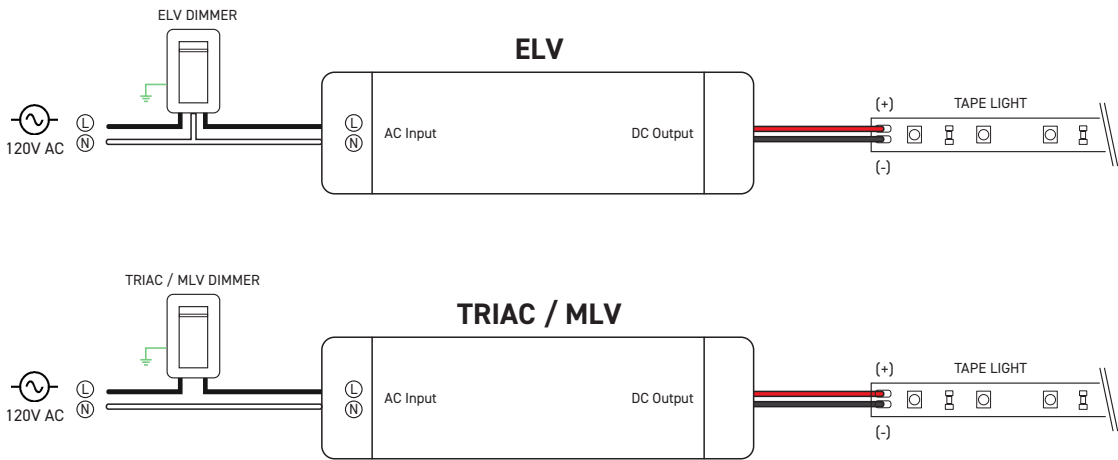

WIRING DIAGRAM



RECOMMENDED POWER SUPPLIES (SOLD SEPARATELY)

Alloy LED TRIAC/MLV/ELV Dimmable Drivers for Remote Locations

Offers stable power in even in the most remote settings. Compatibility with TRIAC, ELV, or MLV dimmers.



Wiring diagram is for reference only. Please refer to dimmer wiring specifications sheet for accurate directions.

120V

100%
Maximum Load

20%
Min. Load

DRY LOCATION

UL[®] US
LISTED

CLASS 2

CLASS P

TYPE HL

SELV

WARRANTY 5 YEARS

Item Number	Output Voltage	Wattage	Dimensions (L x W x H)	Class 2
AL-98-09-12060	12V DC	60W	3.31 x 1.57 x 0.98	Yes
AL-98-09-24096	24V DC	96W	3.31 x 1.57 x 0.98	Yes

Note: Alloy LED strongly recommends using Listed Class 2 power supplies for all installations. Always install in accordance with local and national electrical code regulations. Inspectors prefer power supply to be used with junction box. For dimmer compatibility, refer to drivers specification sheet.