

# INTERVAL TIMER SWITCH

LOW VOLTAGE



**SENSORWORX®**

## OVERVIEW

The **SENSORWORX** interval timer switch provides an automatic lighting control solution that is intuitive to operate. Designed with contractors in mind, the unit is significantly shallower than typical timers, resulting in less crowded wall boxes. For interval adjustment, raise and lower buttons are present in addition to the on/off button. Five vertically stacked LEDs are provided to indicate the timer setting / time remaining. Configurable parameters include Maximum Time Setting, Blink Timeout Warning, Turn on Timer Levels, and LED Indication. This stylish unit also matches the **SENSORWORX** family of wall switch occupancy sensors and 0-10V dimming wall switch sensors.

## FEATURES

### OPERATIONAL FEATURES

- 5 LED Time Level Indicators
- Configurable Parameters including Maximum Time, Turn on Timer Setting, & Blink Warnings
- Blue Locator LED when Lights are Off

### PHYSICAL FEATURES

- Enclosure is 25-40% Shallower than Other Timers (< 1" Depth into Wallbox)
- Modern Look and Intuitive Easy-Tap Buttons for On/Off, Increase Time, & Decrease Time
- Settings are Adjustable Without Removing Cover Plate

## SPECIFICATIONS

### ELECTRICAL

#### OPERATING VOLTAGE

5-24 VDC

#### CURRENT DRAW

9 mA

#### MAINTAINED SIGNAL

Used with SWX-900, SWX-900-AX or SWX-950-AX

### ENVIRONMENTAL

#### OPERATING TEMP

32°F to 122°F (0°C to 50°C)

#### RELATIVE HUMIDITY

0-95% Non-Condensing, Indoor Use Only

### PHYSICAL

#### SIZE

2.74"H x 1.68"W x 1.39"D  
(6.96 x 4.27 x 3.53 cm)  
Not Including Mounting Strap  
< 1" J-Box Mounting Depth

#### WEIGHT

2.5 oz

#### MOUNTING

Single Gang Switch Box



## ORDERING INFO

SAMPLE MODEL # SWX-843-1-60M-WH

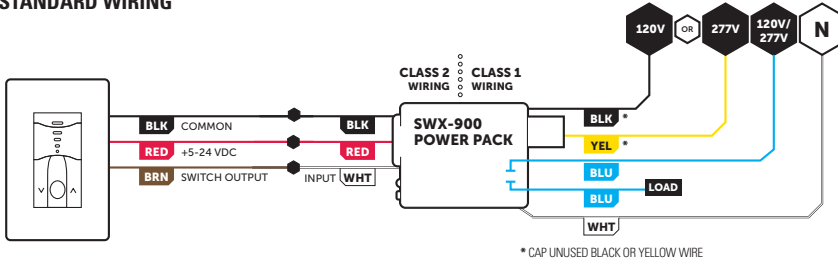
PRODUCT DESCRIPTION		TIMER SCALES		COLOR <sup>1</sup>			PACKAGE COUNT	
<b>SWX-843-1</b>	Low Voltage Interval Timer Switch	60, 45, 30, 15, 5 MINUTES	- 60M	White	- WH	Gray	- GY	Single Pack
		12, 8, 4, 2, 1 HOURS	- 12H	Ivory	- IV	Black	- BK	10 Pack <sup>2</sup>
				Light Almond	- LA	Red	- RD	Blank
								- J10
ACCESSORY		COLOR				PACKAGE COUNT		
<b>SWX-199</b>	Single Gang Wall Plate	White	- WH	Light Almond	- LA	10 Pack	- J10	
		Ivory	- IV	Gray	- GY			
		Black	- BK	Red	- RD			

NOTE 1: WALLPLATE NOT INCLUDED  
NOTE 2: THE CONTRACTOR PACK OPTION (-J10) REDUCES JOB SITE WASTE AND INVENTORY TIME

# WIRING

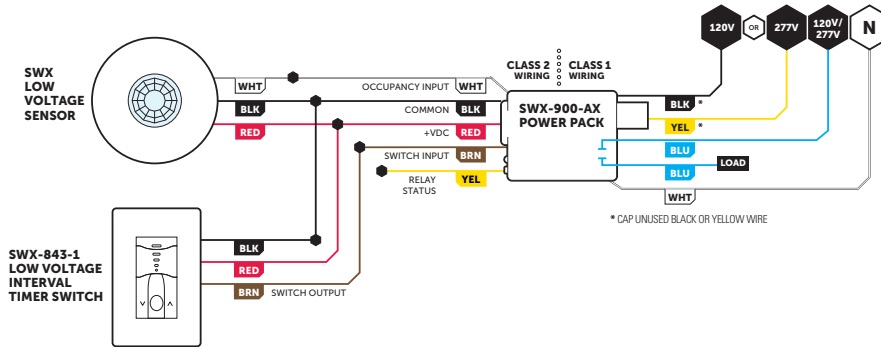
- Usage with 3rd party power packs, panels, or load controllers may result in limited or altered functionality.
- The LED on the switch functions as a locator.

## STANDARD WIRING



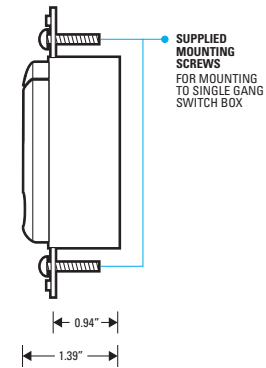
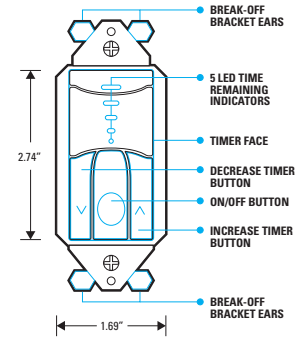
## WIRING WITH OCCUPANCY SENSOR

- If using the SWX-843-1 switch with a sensor, the **SENSORWORX** model **SWX-900-AX** or **SWX-950-AX** series power packs are recommended. The power pack should be set to "Override On / Logic High". See **SWX-900-AX** or **SWX-950-AX** instruction sheets for programming information.
  - **SWX-900-AX**: Function 2, Setting 5
  - **SWX-950-AX**: Advanced Function 6, Setting 2



# INSTALLATION

- Designed to mount in standard 1-gang wall box.
- Units also can share multiple gang wall boxes with other devices.



\*\* TIMER FACE IS FIELD REMOVABLE IN ORDER TO CHANGE COLORS. CONTACT FACTORY FOR ADDITIONAL FACES

# OPERATION DETAILS

## TURN ON TIMER SETTING

- If the lights are off and the CENTER (on/off) button is pressed, by default the timer will return to the last user selected time.
- The timer can also be programmed to always come on to any of the preset settings.
- If lights are off and the RIGHT (increase timer) button is pressed, the lights will turn on and the timer will be set to the maximum time.
- If lights are off and the LEFT (decrease timer) button is pressed, the lights will turn on and the timer will be set to the minimum time.

## MAX TIME SETTING

- The maximum timer duration that can be selected by a user is configurable to any of the time settings.
- The default maximum setting is 60 minutes for model # SWX-843-1-60M-xx.
- The default maximum setting is 12 hours for model # SWX-843-1-12H-xx.

## BLINK WARNING

- By default the lights will switch off and immediately back on when the time remaining is 1 minute.
- Alternatively, the unit can be configured to provide a blink warning(s) at the following times: @ 1 min, @ 2 min, @ 5 min, @ 1 min & @ 2 min, @ 1 min & @ 5 min remaining.

## LED FUNCTIONALITY

- The top white LED flashes during the last 5 seconds before the LED time indication is decremented.
- White LEDs that show current time remaining are on all the time by default (option to disable or only stay on for 5 seconds after any button is pressed).
- As a location aide when the lights are off, the top LED will be blue (option to disable).

