



Emergency LED Driver
 10 Watts Output Power
 Listed for Factory or Field Installation
 Class 2 Output

Project: _____
 Location: _____
 Cat.No: _____
 Type: _____
 Qty: _____
 Notes: _____

Product order number:
 BSL310C2WM
 BSL310CDFM
 BSL310CDFT1M
 BSL310C90

12NC number:
 913702457101
 913702457401
 913702457201
 913702456801

Specifications

Regulatory Certifications

UL Listed to UL 924 and tested to CSA 22.2, No. 141
 Factory or Field Installation (Indoor and Damp)
 Output Class 2 Compliant
 Input Title 20 CEC Compliant

Illumination Time

90 Minutes

Full Warranty

5 Years (NOT pro-rata)

Universal Input Voltage

120-277 VAC, 50/60 Hz

AC Input Power Rating

4.0 W (Maximum)

Output Voltage

15-50 VDC

Output Power

10.4 W (Maximum)

Test Switch/Charging Indicator Light

Two-Wire Illuminated Test Switch
 (2W-ITS is a Class 2 device)

Battery

High-Temperature, Maintenance-Free
 Nickel-Cadmium Battery
 7 to 10-Year Life Expectancy

Recharge Time

24 Hours

Temperature Rating (Ambient)

0-55°C (32-131°F)

Dimensions

15.34" x 2.25" x 1.16" (369 mm x 58 mm x 30 mm)
 Mounting Center 15" (356 mm)
 2' (610 mm) Flexible Conduit

Maximum Weight

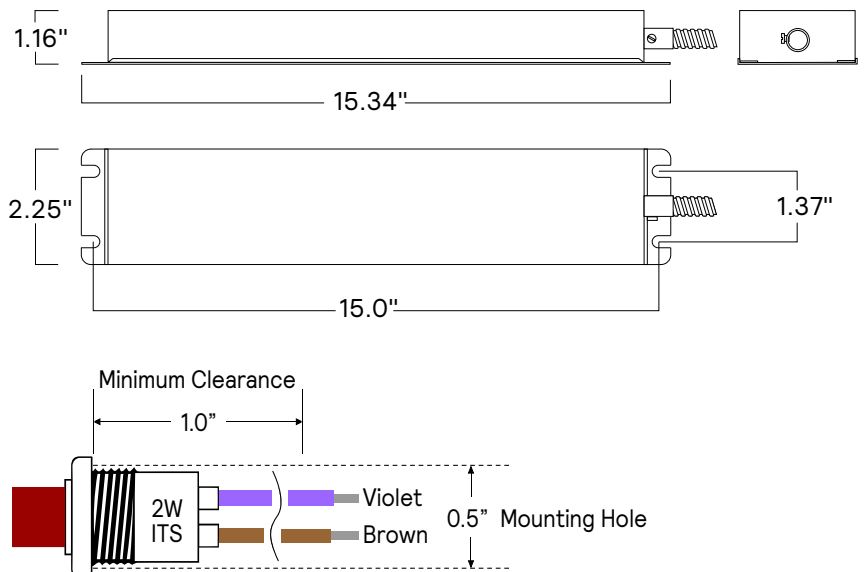
3.45 lbs (1.56 kg)
 (Weight based on specific model, refer to following pages for more information)

Benefits

- Listed for factory or field installation - UL 924 and CSA C22.2 No. 141
- Emergency Lighting Compliant
- Smart Charger Technology for low energy consumption
- Meets Title 20 CEC (California Energy Commission) efficiency standards
- Class 2 Output - UL 1310 Certified, CSA 22.2 No. 223-M91 compliant
- Emergency mode lumen output of up to 1300 lumens
- Compatible with AC drivers and LED loads rated for Class 2
- RoHS Compliant

Dimensions

15.34" x 2.25" x 1.16" (mounting center - 15.0")



An illuminated test switch/charging indicator light is provided.



BSL310C

Emergency LED Driver, Class 2 Output

Application

The BSL310C / C-DF is UL Listed for factory or field installation and allows the same LED luminaire to be used for normal and emergency operation. The BSL310C universal input (120-277V) emergency LED driver works in conjunction with an AC LED driver that has an output current not to exceed 3.0 A. The emergency driver consists of a high-temperature nickel-cadmium battery, charger and electronic circuitry in one case. The BSL310C can deliver up to 10.4 watts to an LED load (measured at nominal battery voltage) for 90 minutes. If used in an emergency-only fixture, no AC driver is necessary. The BSL310C is suitable for indoor and damp locations. For more information about specific LED and AC driver compatibility, please call the factory.

Operation

When AC power fails, the BSL310C immediately switches to the emergency mode, operating the LEDs at a reduced lumen output for a minimum of 90 minutes. When AC power is restored, the emergency driver automatically returns to the charging mode.

Installation

The BSL310C does not affect normal fixture operation and may be used with either a switched or unswitched fixture. If a switched fixture is used, an unswitched hot lead must be connected to the emergency driver. The emergency driver must be fed from the same branch circuit as the AC driver. Installation is not recommended with fixtures where the ambient temperature may fall below 0°C. The product is suitable for installation in sealed and gasketed fixtures. The BSL310C is in a metal case with a separate 2W-ITS switch kit. The optional BSL310CDF with dual flex conduit on one end is available in two different configurations as shown below.

Emergency Illumination

The BSL310C operates an LED load of up to 10.4W at nominal battery voltage for a minimum of 90 minutes.

Specification

Emergency lighting shall be provided by using an LED fixture equipped with a Bodine BSL310C universal input (120-277 V) emergency driver. This emergency driver shall consist of a high-temperature, maintenance free nickel-cadmium battery, charger and electronic circuitry contained in one galvanized steel case. An illuminated test switch (ITS) to monitor charger and battery and installation hardware shall be provided. The emergency driver shall be capable of delivering up to 10.4 watts to an LED load (15-50 VDC) for a minimum of 90 minutes. The BSL310C is suitable for indoor and damp locations. The BSL310C shall have a maximum of 4.0 watts of input power and shall comply with emergency standards set forth by the current NEC. This device complies with Part 15 of the FCC Rules and meets Title 20 CEC (California Energy Commission) efficiency standards. The emergency driver shall be UL Listed for field or factory installation.

Warranty

The BSL310C is warranted for five (5) full years from date of manufacture (NOT pro-rata). Please see detailed warranty information on our website.

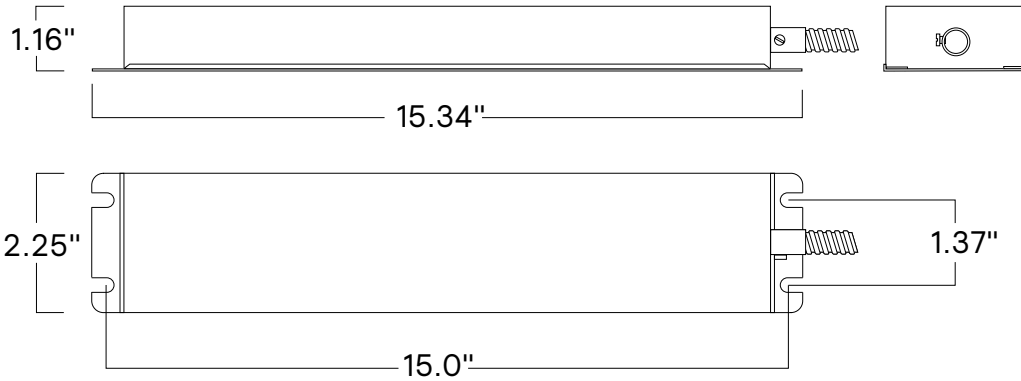
Bodine Product Storage Guidance

1. All batteries require periodic charging and discharging cycles. In general, here are the relevant battery chemistry industry standard guidelines to maintain optimal battery capacity for each battery type used by Bodine:
 - a. Nickel-based battery chemistries (Ni-Cd/Ni-MH) should be charged and discharged within 6 months. At a minimum, the battery should be recharged within this time.
 - b. Lead-Acid battery chemistries, such as the Sealed Lead-Acid (SLA) batteries used in some Bodine products, should be fully recharged every 8 months.
 - c. Lithium chemistries should be fully recharged every 6 months. Though they can be stored for longer periods and still maintain their full effectiveness, they will not be able to provide the product with emergency power until they are recharged.
 2. Any battery stored for the time period mentioned above requires a full charge or for the product to be energized for its rated charge time in order to meet the full rated emergency run-time.
 3. Batteries must be stored at temperatures between 0-40°C. However, optimal storage is 0-25°C. Storage at extreme temperatures will reduce the storage time possible and may permanently damage the battery.
- Never store the product with the inverter connector (sometimes also called the "converter" or "unit enable" connector) closed. This enables the output and the control circuitry and will drain the battery in storage at a faster rate.

BSL310C

Emergency LED Driver, Class 2 Output

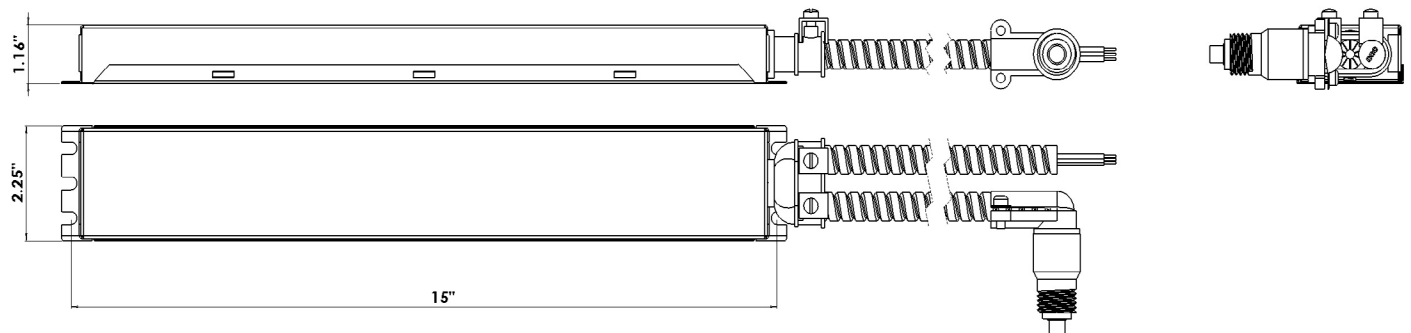
BSL310C model with single conduit



BSL310C
Metal case, single conduit on one end of case and 2-wire ITS kit

Weight: 3.08 lbs (1.40 kg)
Order no. BSL310C2WM
12NC: 913702457101

Optional BSL310C-DF model with dual conduit



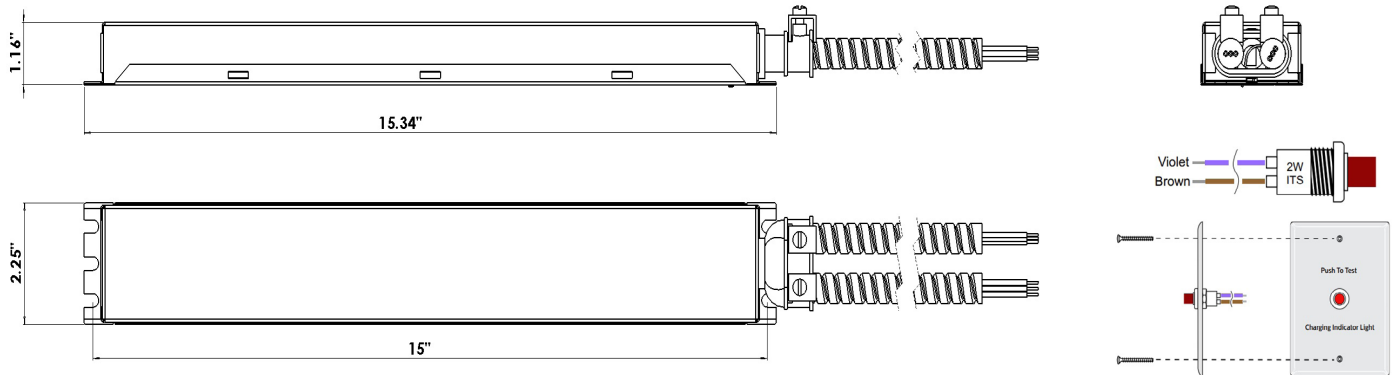
BSL310C-DF-M:
Metal case, dual conduit on one end of case with 90° adapter and 2-wire ITS attached to one conduit, and lead wires in the other.

Weight: 3.45 lbs (1.56 kg)
Order no. BSL310CDFM
12NC: 913702457401

BSL310C

Emergency LED Driver, Class 2 Output

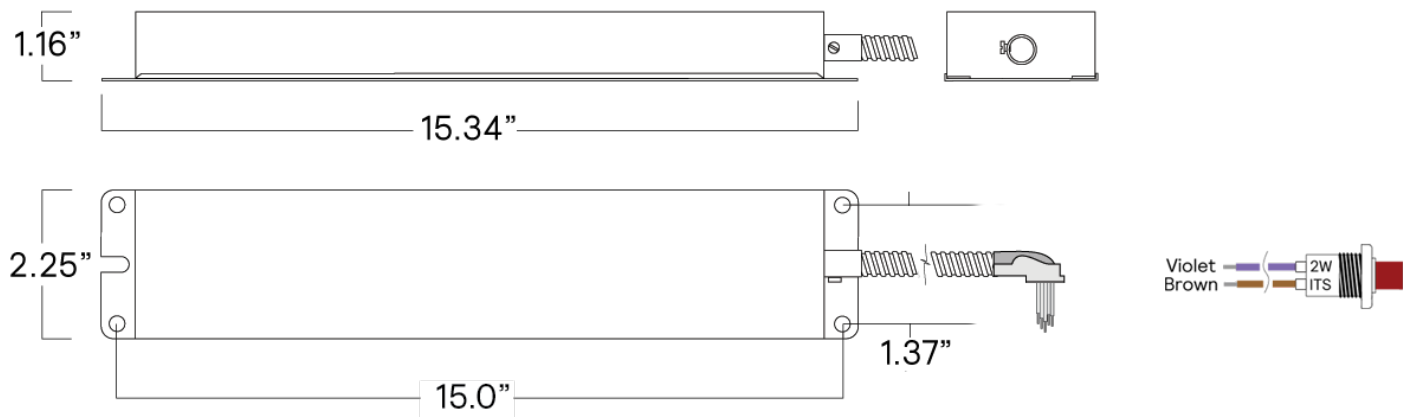
Optional BSL310C-DF model with dual conduit



BSL310C-DF-T1-M:
Metal case, dual conduit one end with lead wires in each conduit and a separate 2W-ITS kit with wall plate

Weight: 3.45 lbs (1.56 kg)
Order no. BSL310CDFT1M
12NC: 913702457201

Optional BSL310C with 90° conduit connector



BSL310C90:
Metal case, single conduit on one end of case with 90 degree connector and 2W-ITS

Weight: 3.08 lbs (1.40 kg)
Order no. BSL310C90
12NC: 913702456801

