

## LED Luminaires

### Low Profile Glass LED Wall Packs

- Advanced Optical Design
- Field Adjustable CCT and Lumen Output
- Integrated Photocell
- Hinged Door Frame and Captive Screws



### Specifications

#### Description

Halco's Low Profile Glass Wall Pack Series is a modern take on the traditional wall pack. Available in three sizes to easily replace all HID wall packs, the new slim profile creates a less obtrusive appearance on buildings and covers unsightly stains left behind from older fixtures. Designed with a prismatic, heat-resistant borosilicate glass to minimize glare, provide directional forward throw and a wide distribution for targeted, even lighting, Halco's Low Profile Wall Packs are an excellent choice for replacement or new construction applications. Featuring a flush integrated photocell with enable or disable function, field selectable light output, and selectable CCT, Halco's Lo Profile Wall Packs maximize flexibility.

#### Performance

- Selectable color temperatures  
3000K, 4000K, 5000K
- 135 - 138 Lumens per Watt
- >90 CRI
- L70 Lumen maintenance > 50,000 hours
- 0-10V Dimming
- 120-277VAC

#### Construction

- Die-cast aluminum housing
- Shatter resistant borosilicate glass prismatic lens
- Integrated photoelectric cell
- Hinged door frame and captive screws
- Textured architectural bronze powder-coat finish
- Silicone gasketing
- 1/2" Knock outs on top, sides and bottom

#### Applications

- Office parks
- Commercial buildings
- Commercial maintenance facilities
- Self storage
- K-8 schools, colleges and universities
- Cargo bays and loading docks
- Architectural building entrances
- Alleys and between building walkways
- Big box stores
- Retailers

#### Certifications

- DLC 5.1 Premium
- cULus
- RoHS compliant
- IP65
- Wet location

## Low Profile Glass LED Wall Packs

### Ordering Logic:

Series	Lumen Selectable	CCT	Voltage*	Finish	Options*
LPWP = Low Profile Wall Pack	1 = 1,950-3,300 2 = 3,900-8,800 2-H = 9,000-13,000 3 = 13,000-19,000	CS = Color Selectable 3000K-4000K-5000K	U = 120-277VAC	BZ = Bronze	EM = Battery Backup* MS = Microwave Sensor PIR=PIR Occupancy Sensor

\*Available for size 3 lumen package.

## Ordering Information

Product SKU	Product Code	Product Description	Replaces	DLC Product ID
39860	LPWP-1-LS-CS-U-BZ	Low Profile LED Wall Pack, Lumen Selectable (1,950-3,300 lumens, 15W-20W-25W), Color Selectable 3000K-4000K-5000K, Photocell-Enable/Disable, 120-277VAC, Bronze	CFL-100W HID	S-G2MCVG
39861	LPWP-2-LS-CS-U-BZ	Low Profile LED Wall Pack, Lumen Selectable (3,900-8,800 lumens, 30W-40W-50W-60W), Color Selectable 3000K-4000K-5000K, Photocell-Enable/Disable, 120-277VAC, Bronze	70W-250W HID	S-0D5KTL
39862	LPWP-2-HLS-CS-U-BZ	Low Profile LED Wall Pack, High Lumens Selectable (9,000-13,000 lumens 70W-80W-90W-100W), Color Selectable 3000K-4000K-5000K, Photocell-Enable/Disable, 120-277VAC, Bronze	100W-400W HID	S-SYCR81
39863	LPWP-3-LS-CS-U-BZ	Low Profile LED Wall Pack, Lumen Selectable (13,000-19,000 lumens, 100W-120W-140W), Color Selectable 3000K-4000K-5000K, Photocell-Enable/Disable, 120-277VAC, Bronze	400W HID	S-BCTPFM
<b>Accessories</b>				
24876	DCMS-REM	DC Bi-Level Motion Sensor Remote for DCMS and DCPIR sensors		
39884	LPWP-1-SHLD-BZ	Low Profile Wall Pack Shield for LPWP-1, Bronze		
39885	LPWP-2-SHLD-BZ	Low Profile Wall Pack Shield for LPWP-2 and LPWP-2-HLS, Bronze		
39886	LPWP-3-SHLD-BZ	Low Profile Wall Pack Shield for LPWP-3, Bronze		
39887	LPWP-1-WG-BZ	Low Profile Wall Pack Wire Guard for LPWP-1, LPWP-2-HLS, Bronze		
39888	LPWP-2-WG-BZ	Low Profile Wall Pack Wire Guard for LPWP-2 and LPWP-2-HLS, Bronze		
39889	LPWP-3-WG-BZ	Low Profile Wall Pack Wire Guard for LPWP-3, Bronze		

Non-Stocking SKUs on next page.

## Low Profile Glass LED Wall Packs

### Ordering Information

#### Non-Stocking SKUs

Product SKU	Product Code	Product Description
107337	LPWP-1-LS-CS-U-BZ-MS	Low Profile Wall Pack 1, Lumen Selectable (1,950- 3,300 lumens, 15W-20W-25W), Color Selectable 3000K-4000K-5000K, Photocell-Enable/Disable, 120-277VAC, Bronze With Microwave Motion Sensor (Requires Remote 24876 to Program)
107338	LPWP-1-LS-CS-U-BZ-PIR	Low Profile Wall Pack 1, Lumen Selectable (1,950- 3,300 lumens, 15W-20W-25W), Color Selectable 3000K-4000K-5000K, Photocell-Enable/Disable, 120-277VAC, Bronze With PIR Motion Sensor (Requires Remote 24876 to Program)
107316	LPWP-2-LS-CS-U-BZ-MS	Low Profile Wall Pack 2, Lumen Selectable (3,900-8,800 Lumens, 30W-40W-50W-60W), Color Selectable 3000K-4000K-5000K, Photocell-Enable/Disable, 120-277VAC, Bronze With Microwave Motion Sensor (Requires Remote 24876 to Program)
107325	LPWP-2-LS-CS-U-BZ-PIR	Low Profile Wall Pack 2, Lumen Selectable (3,900-8,800 Lumens, 30W-40W-50W-60W), Color Selectable 3000K-4000K-5000K, Photocell-Enable/Disable, 120-277Vac, Bronze With PIR Motion Sensor (Requires Remote 24876 to Program)
107319	LPWP-2-HLS-CS-U-BZ-MS	Low Profile Wall Pack 2-H, High Lumens Selectable (9,000-13,000 Lumens 70W-80W-90W-100W), Color Selectable 3000K-4000K-5000K, Photocell-Enable/Disable, 120-277VAC, Bronze With Microwave Motion Sensor (Requires Remote 24876 to Program)
107327	LPWP-2-HLS-CS-U-BZ-PIR	Low Profile Wall Pack 2-H, High Lumens Selectable (9,000-13,000 Lumens 70W-80W-90W-100W), Color Selectable 3000K-4000K-5000K, Photocell-Enable/Disable, 120-277VAC, Bronze With PIR Motion Sensor (Requires Remote 24876 to Program)
107329	LPWP-3-LS-CS-U-BZ-EM	Low Profile Wall Pack 3, Lumen Selectable (13,000-19,000 Lumens, 100W-120W-140W), Color Selectable 3000K-4000K-5000K, Photocell-Enable/Disable, 120-277Vac, Bronze with Emergency Pack
107322	LPWP-3-LS-CS-U-BZ-MS	Low Profile Wall Pack 3, Lumen Selectable (13,000-19,000 Lumens, 100W-120W-140W), Color Selectable 3000K-4000K-5000K, Photocell-Enable/Disable, 120-277VAC, Bronze With Microwave Motion Sensor (Requires Remote 24876 to Program)
107330	LPWP-3-LS-CS-U-BZ-EM-MS	Low Profile Wall Pack 3, Lumen Selectable (13,000-19,000 Lumens, 100W-120W-140W), Color Selectable 3000K-4000K-5000K, Photocell-Enable/Disable, 120-277Vac, Bronze with Emergency Pack and Microwave Motion Sensor (Requires Remote 24876 to Program)
107331	LPWP-3-LS-CS-U-BZ-EM-PIR	Low Profile Wall Pack 3, Lumen Selectable (13,000-19,000 Lumens, 100W-120W-140W), Color Selectable 3000K-4000K-5000K, Photocell-Enable/Diable, 120-277Vac , Bronze with Emergency Pack and PIR Motion Sensor (Requires Remote 24876 to Program)
107332	LPWP-3-LS-CS-U-BZ-PIR	Low Profile Wall Pack 3, Lumen Selectable (13,000-19,000 Lumens, 100W-120W-140W), Color Selectable 3000K-4000K-5000K, Photocell-Enable/Disable, 120-277VAC, Bronze with PIR Motion Sensor (Requires Remote 24876 to Program)

## Low Profile Glass LED Wall Packs

### Performance Table

Product Code	Selectable Wattage	3000K	4000K	5000K
		Lumen Output (lm)	Lumen Output (lm)	Lumen Output (lm)
LPWP-1-LS-CS-U-BZ	15W	1950	2025	2025
	20W	2600	2700	2700
	25W	3250	3375	3375
LPWP-2-LS-CS-U-BZ	30W	3900	4050	4050
	40W	5200	5400	5400
	50W	6500	6750	6750
LPWP-2-HLS-CS-U-BZ	60W	7800	8100	8100
	70W	9100	9800	9450
	80W	10400	11200	10800
LPWP-2-LS-CS-U-BZ	90W	11700	12600	12150
	100W	13000	14000	13500
	100W	13000	14000	13800
LPWP-3-LS-CS-U-BZ	120W	15600	16800	16560
	140W	18200	19600	19320

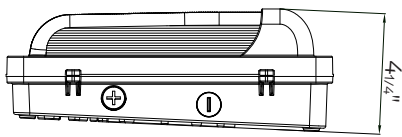
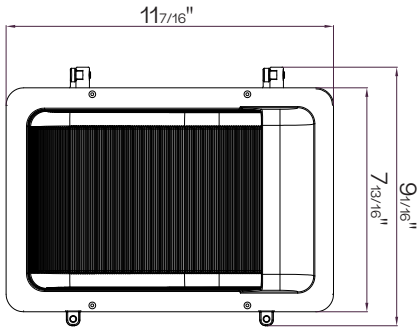
### Specifications Table

	LPWP-1-LS-CS-U-BZ	LPWP-2-LS-CS-U-BZ	LPWP-2-HLS-CS-U-BZ	LPWP-3-LS-CS-U-BZ
<b>Nominal Wattage</b>	15W-20W-25W Selectable	30W-40W-50W-60W Selectable	70W-80W-90W-100W Selectable	100W-120W-140W Selectable
<b>Delivered Lumens</b>	1,950-3,300 lumens	3,900-8,800 lumens	9,000-13,000 lumens	13,000-19,000 lumens
<b>Efficacy (lm/W)</b>	135 LPW	135 LPW	135 LPW	138LPW
<b>CCT</b>	3000K, 4000K, 5000K Selectable			
<b>CRI</b>	>90			
<b>L70 Lifetime (hrs)</b>	>50,000			
<b>Voltage</b>	Universal 120-277VAC			
<b>Power Factor</b>	>0.9			
<b>Dimming</b>	0-10V			
<b>Housing Material</b>	Die-Cast Aluminum			
<b>Lens</b>	Shatter Resistant Borosilicate Glass With Primsatic Lens			
<b>Operating Temperature</b>	-13°F - 113°F (-25° - 45°C)			
<b>Listings</b>	UL, cUL, IP65, DLC 5.1 Premium			
<b>Environment</b>	Outdoor Rated, Wet Locations			
<b>Warranty</b>	5 Years			

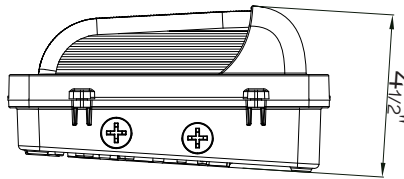
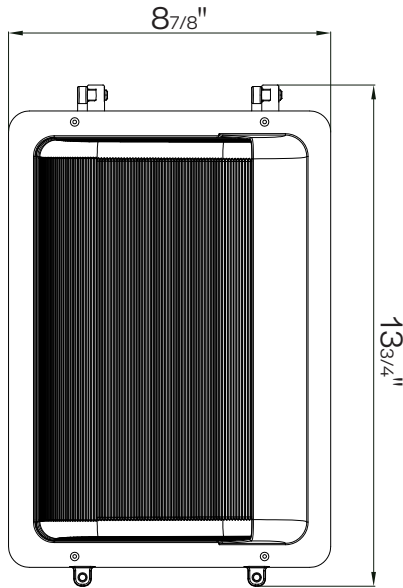
## Low Profile Glass LED Wall Packs

### Dimensions

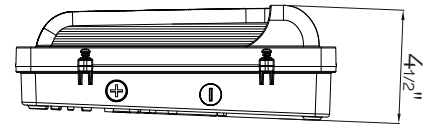
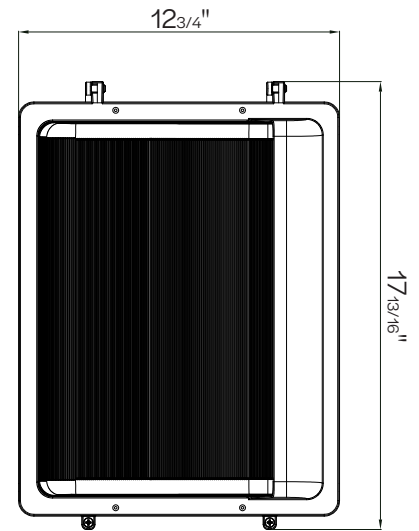
LPWP-1-LS-CS-U-BZ



LPWP-2-LS-CS-U-BZ  
LPWP-2-HLS-CS-U-BZ



LPWP-3-LS-CS-U-BZ

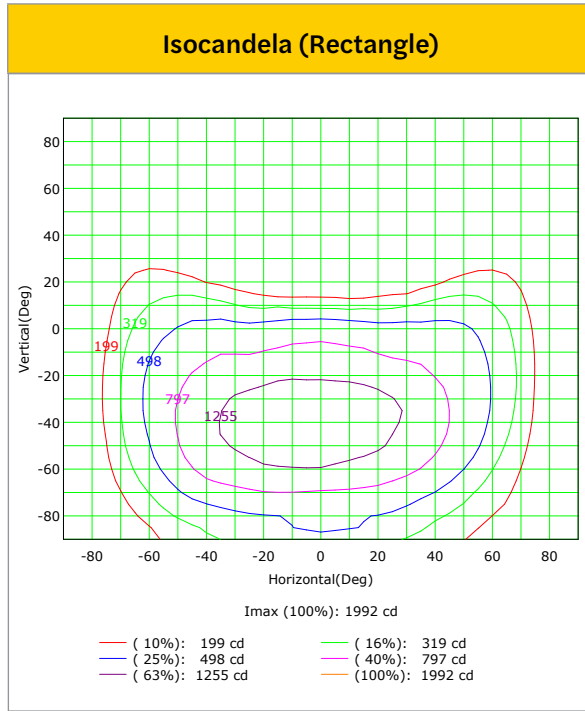
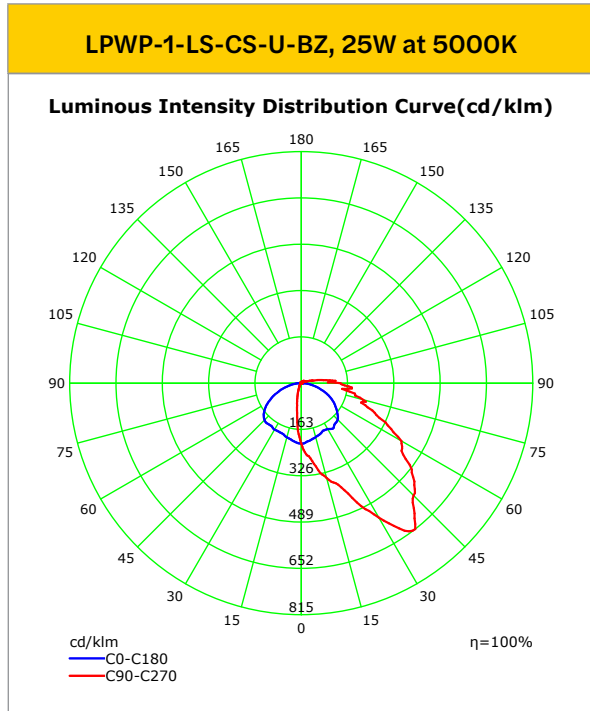


LED Luminaires

## Low Profile Glass LED Wall Packs

### Photometrics\*

\*The below diagrams and zonal lumen summaries represent each fixture at highest wattage selection and at 5000K.  
 For complete photometry/IES files, please visit our website.



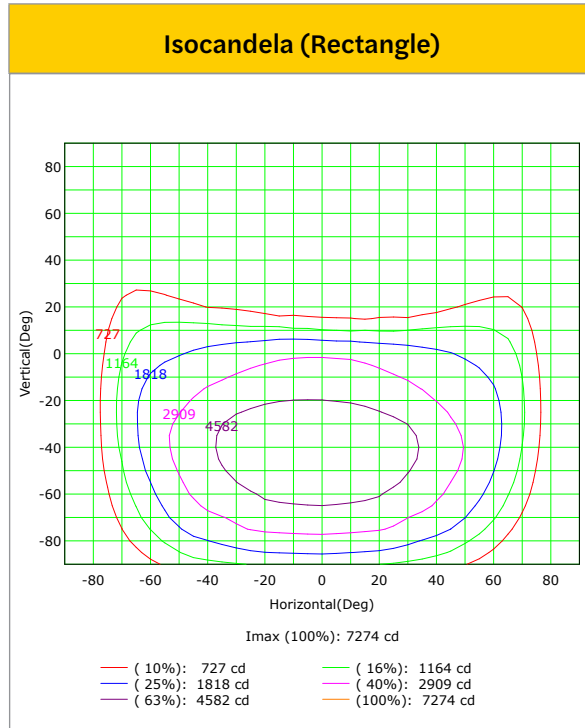
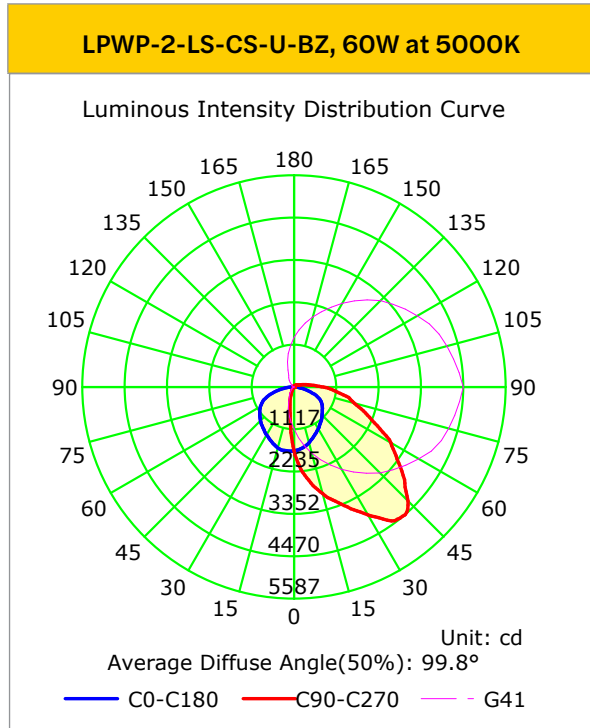
**Zonal Lumen Summary**

LCS Zone	Lumens	%Lamp	%Luminaire
FL (0-30)	401.3	13.1	13.1
FM (30-60)	1334.7	43.7	43.7
FH (60-80)	641.4	21.	21
FVH (80-90)	162.7	5.3	5.3
BL (0-30)	110.8	3.6	3.6
BM (30-60)	138.7	4.5	4.5
BH (60-80)	54.7	1.8	1.8
BVH(80-90)	10.9	0.4	0.4
UL (90-100)	96.6	3.2	3.2
UH (100-180)	100.8	3.3	3.3
<b>Total</b>	<b>3052.6</b>	<b>99.9</b>	<b>100</b>

## Low Profile Glass LED Wall Packs

### Photometrics\*

\*The below diagrams and zonal lumen summaries represent each fixture at highest wattage selection and at 5000K.  
 For complete photometry/IES files, please visit our website.



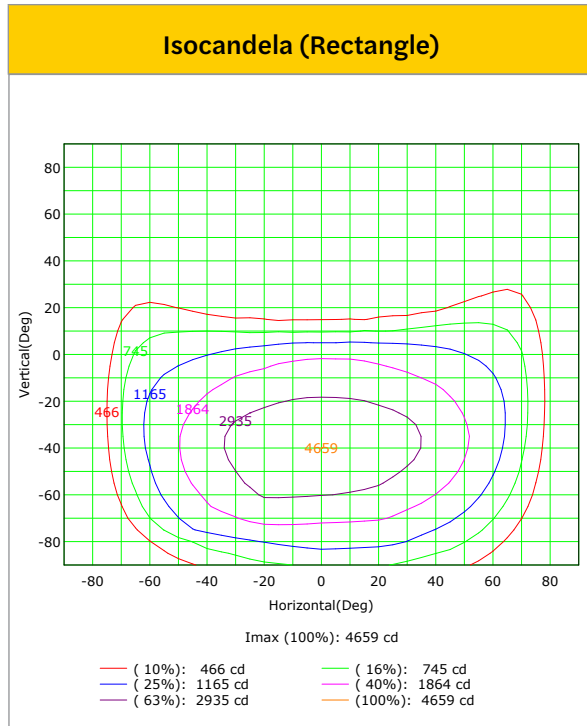
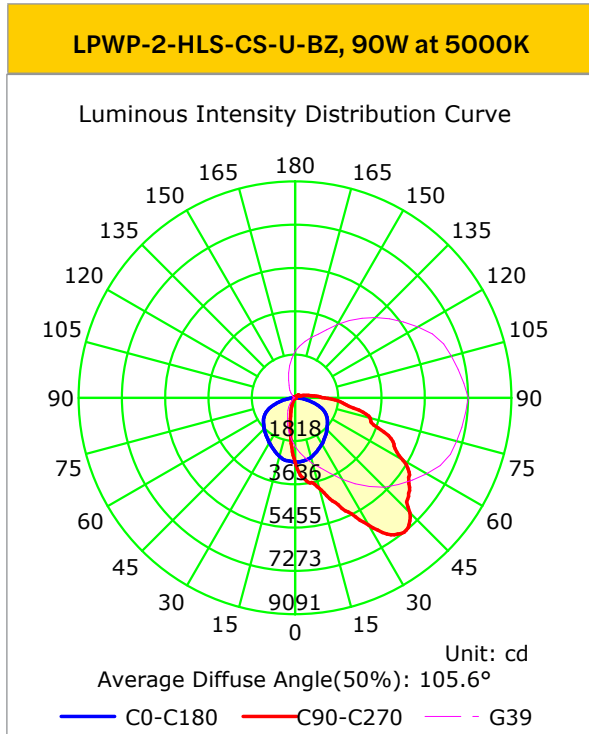
**Zonal Lumen Summary**

LCS Zone	%Lamp	%Lum	Luminaire
FL (0-30)	1043.9	14.0.	14.0
FM (30-60)	3235.4	43.3	43.3
FH (60-80)	1631	21.8	21.8
FVH (80-90)	370.6	5.0	5.0
BL (0-30)	291.5	3.9	3.9
BM (30-60)	298.5	4.0	4.0
BH (60-80)	122.1	1.6	1.6
BVH(80-90)	21.3	0.3	0.3
UL (90-100)	187.6	2.5.	2.5
UH (100-180)	263.3	3.5	3.5
Total	7465.2	99.9	100

## Low Profile Glass LED Wall Packs

### Photometrics\*

\*The below diagrams and zonal lumen summaries represent each fixture at highest wattage selection and at 5000K.  
 For complete photometry/IES files, please visit our website.



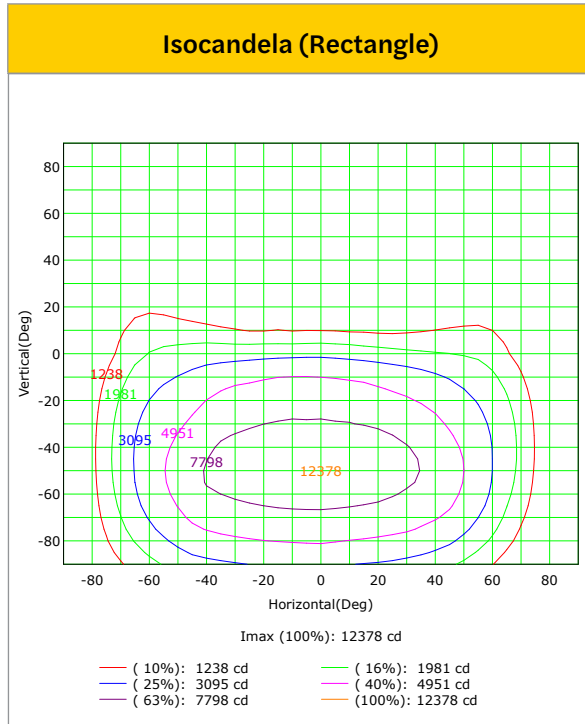
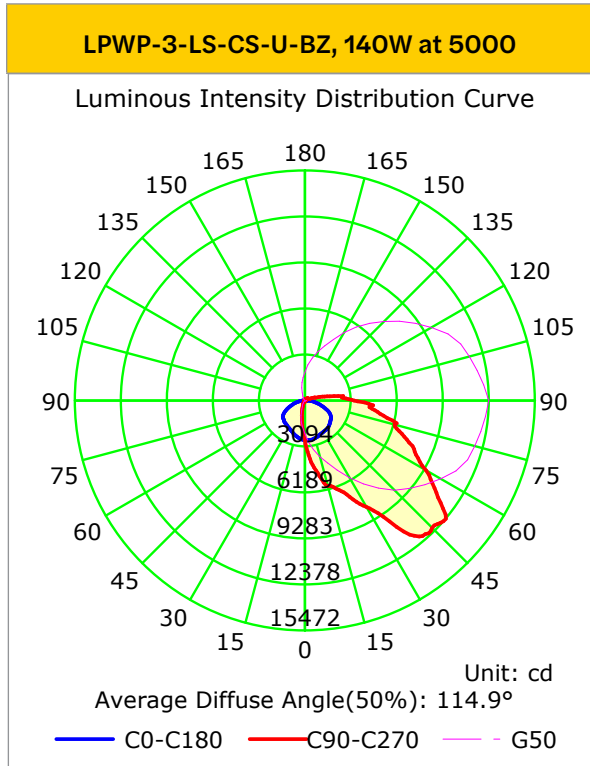
**Zonal Lumen Summary**

LCS Zone	Lumens	%Lamp	%Luminaire
FL (0-30)	1749.5	13.0	13
FM (30-60)	5722.1	42.4	42.4
FH (60-80)	3110.4	23.1	23.1
FVH (80-90)	743.3	5.5	5.5
BL (0-30)	524.9	3.9	3.9
BM (30-60)	534.9	4.0	4
BH (60-80)	221.0	1.6	1.6
BVH(80-90)	39.6	0.3	0.3
UL (90-100)	353.8	2.6	2.6
UH (100-180)	488.1	3.6	3.6
Total	13487.6	100.0	100

## Low Profile Glass LED Wall Packs

### Photometrics\*

\*The below diagrams and zonal lumen summaries represent each fixture at highest wattage selection and at 5000K.  
 For complete photometry/IES files, please visit our website.



**Zonal Lumen Summary**

LCS Zone	Lumens	%Lamp	%Lum
FL (0-30)	2130.7	10.6	10.6
FM (30-60)	8316.1	41.5	41.5
FH (60-80)	5322.0	26.5	26.5
FVH (80-90)	1542.7	7.7	7.7
BL (0-30)	468.4	2.3	2.3
BM (30-60)	507.3	2.5	2.5
BH (60-80)	216.6	1.1	1.1
BVH(80-90)	48.5	0.2	0.2
UL (90-100)	820.5	4.1	4.1
UH (100-180)	674.1	3.4	3.4
<b>Total</b>	<b>20046.9</b>	<b>99.9</b>	<b>100.0</b>

## Low Profile Glass LED Wall Packs

### Options & Accessories



Compatible with LPW-1, LPW-2, LPWP-2-HLS, LPW-3  
 Wall pack with DC motion sensor







Compatible with LPW-1, LPW-2, LPWP-2-HLS, LPW-3  
 Wall pack with PIR Sensor


#### Controls

120-277V Photocell: The integrated photocell is designed to control lighting in accordance with ambient light level. It is equipped with quick-response time delay of approximately 3 seconds. The 120-277V operation suits most customer use applications. The product is UL773A listed, as well as CE and RoHS certified.

#### Day Light Harvesting & Occupancy Sensors

	Description
	DC Bi-Level Motion Sensor Outdoor Rated (for LPW-1) with Adjustable Arm, Bronze Bracket (Requires Remote 24876 to Program)
	DC Bi-Level Microwave Motion Sensor Outdoor Rated (for LPWP-2 and LPWP-3), with Adjustable Arm, Bronze Bracket (Requires Remote 24876 to Program)
	DC Bi-Level PIR Motion Sensor Outdoor Rated (for LPWP-1), with Adjustable Arm, Bronze Bracket (Requires Remote 24876 to Program)
	DC Bi-Level PIR Motion Sensor Outdoor Rated (for LPWP-2 and LPWP-3), with Adjustable Arm, Bronze Bracket (Requires Remote 24876 to Program)

#### Bi-Level Motion Sensor Remote

	Description
	DC Motion Bi-Level Motion Sensor Remote

#### Wall Pack Shield

Product SKU	Product Code	Description
39884	LPWP-1-SHLD-BZ	Low Profile Wall Pack Shield for LPWP-1, Bronze
39885	LPWP-2-SHLD-BZ	Low Profile Wall Pack Shield for LPWP-2 and LPWP-2HLS, Bronze
39886	LPWP-3-SHLD-BZ	Low Profile Wall Pack Shield for LPWP-3, Bronze



#### Wall Pack Wireguard

Product SKU	Product Code	Description
39887	LPWP-1-WG-BZ	Low Profile Wall Pack Wire Guard for LPWP-1, Bronze
39888	LPWP-2-WG-BZ	Low Profile Wall Pack Wire Guard for LPWP-2 and LPWP-2HLS, Bronze
39889	LPWP-3-WG-BZ	Low Profile Wall Pack Wire Guard for LPWP-3, Bronze

