

LED SURFACE MOUNT DOUBLE RING - BLACK 10", 12", 14", 16", 18"



**CRI
80**

COLOR SELECTABLE

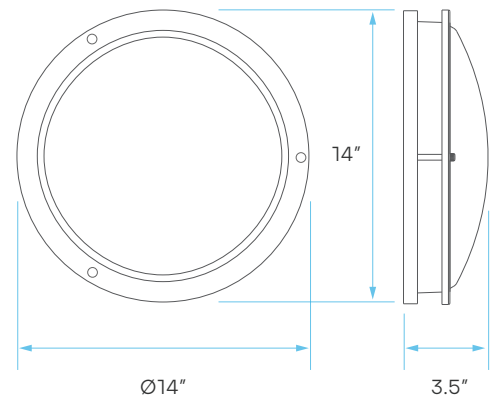
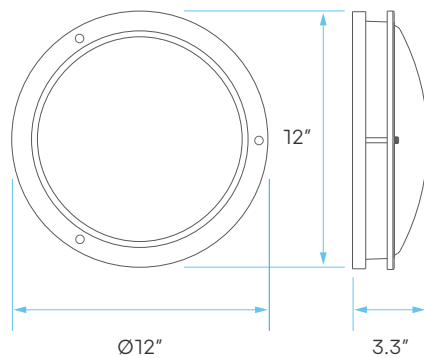
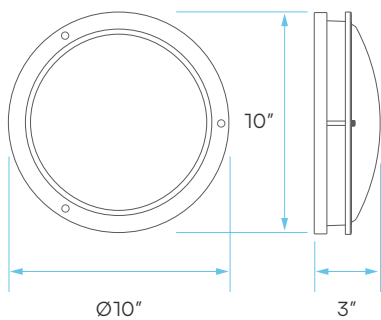
2700K 3000K 3500K 4000K 5000K

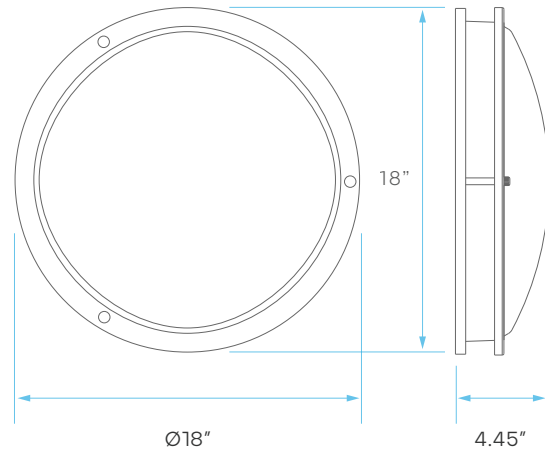
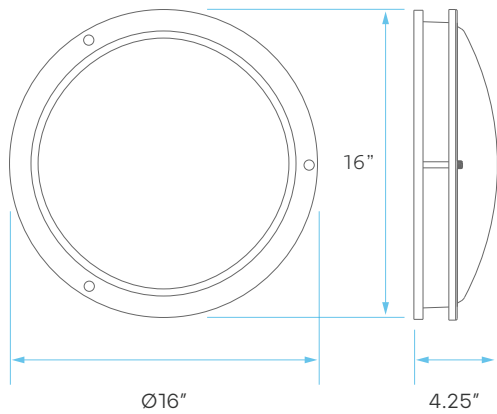
DIMMABLE

TRIAC

**DAMP
LOCATION
RATED**

**5
YEAR
WARRANTY**





ELECTRICAL

	MODEL	DESCRIPTION	POWER	INPUT VOLTS	EFFICACY	LIFETIME	COST/YR
10"	LR23295	LED10"FLUSH/DR/BRS/5CCT/D	14	120V	75	50,000	\$ 1.69
12"	LR23296	LED12"FLUSH/DR/BRS/5CCT/D	14	120V	80	50,000	\$ 1.69
14"	LR23297	LED14"FLUSH/DR/BRS/5CCT/D	18	120V	80	50,000	\$ 2.16
16"	LR23298	LED16"FLUSH/DR/BRS/5CCT/D	24	120V	80	50,000	\$ 2.89
18"	LR23299	LED18"FLUSH/DR/BRS/5CCT/D	24	120V	90	50,000	\$ 2.89

PHOTOMETRIC

MODEL	DESCRIPTION	COLOR (CCT)	TEMP	LUMEN	FLOOD	CRI	ETL
LR23295	LED10"FLUSH/DR/BRS/5CCT/D	2700K/3000K/3500K/4000K/5000K	CCT SELECT	1050	120°	80	YES
LR23296	LED12"FLUSH/DR/BRS/5CCT/D	2700K/3000K/3500K/4000K/5000K	CCT SELECT	1120	120°	80	YES
LR23297	LED14"FLUSH/DR/BRS/5CCT/D	2700K/3000K/3500K/4000K/5000K	CCT SELECT	1400	120°	80	YES
LR23298	LED16"FLUSH/DR/BRS/5CCT/D	2700K/3000K/3500K/4000K/5000K	CCT SELECT	1920	120°	80	YES
LR23299	LED18"FLUSH/DR/BRS/5CCT/D	2700K/3000K/3500K/4000K/5000K	CCT SELECT	2160	120°	80	YES