

# PowerFactor™ Non-Dimmable Driver with UL Listed Junction Box










AL-98-12-24096



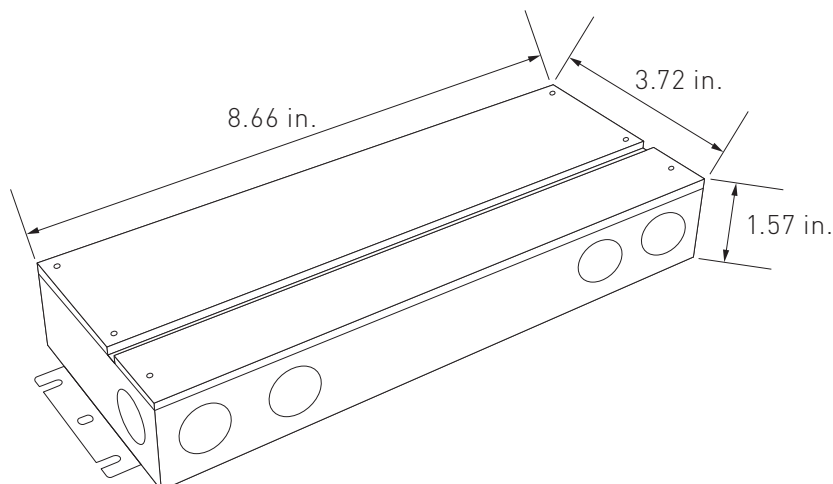
PowerFactor™ Non-Dimmable Drivers with integrated UL Listed junction box supply reliable, efficient low voltage power to white tape light on an on/off switch, or RGB and RGB-W color controllers (which have on-board dimming functionality). Although non-dimmable drivers are compatible with AC on/off switches, they are not dimmable with AC dimmer switches.

- High power factor for high efficiency
- Flat and compact housing is easy to conceal
- >90% power factor
- Dry or wet environment
- 6 year warranty

## QUICK SPECIFICATIONS

Input		120~277V AC
Features	 	>90% Power Factor Class 2
Environment	 	Dry/wet environment Dust tight and protected against high seas and jets of water
Certifications	  	UL Listed RoHS NEMA 4X
Warranty		6 year limited

## DIMENSIONS



## TECHNICAL INFORMATION

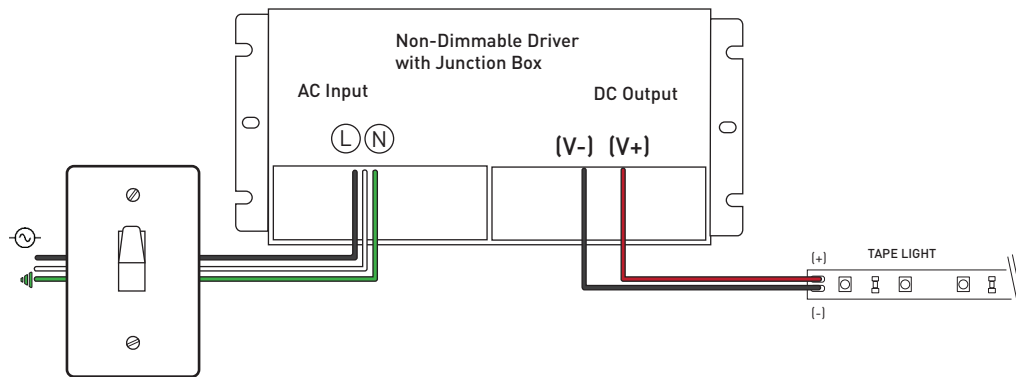
Item Number		AL-98-12-24096
Output	DC Voltage <sup>1</sup>	24V DC
	Rated Current	4A
	Rated Power	96W
	Voltage Tolerance	±0.5V
	Voltage Regulation	±0.5%
	Load Regulation	±1%
Input	Voltage Range <sup>2</sup>	100 - 277V AC
	Frequency Range	47~63HZ
	PowerFactor @ Full Load	0.99 @ 120V ; 0.97 @ 230V ; 0.97 @ 277V
	THD (Typ.) @ Full Load	<15% @ 120V ; <20% @ 230V ; <20% @ 277V
	Efficiency (Avg.)	83% @ 120V ; 88% @ 230V ; 87% @ 277V
	AC Current (Maximum)	1.3A (100VAC)
	Inrush Current (Typ.)	20A,50% ,1.6ms @ 120V ; 30A,50% 200us @ 230V ; 25A,50% 1.2ms @ 277V
	Leakage Current	<0.50mA
Protection	Short Circuit	Shut down o/p voltage, re-power on to recover after fault condition removed
	Overload	≤120% shut down o/p voltage, re-power on to recover
	Over Temperature	100°C±10°C (212°±50°F) shut down o/p voltage, automatically recover after cooling
Environment	Working Temperature	-40°C~+60°C (-40°F~+140°F)
	Working Humidity	20~90% RH, non-condensing
	Storage Temperature , Humidity	-40°C~+80°C, -40°F~176°F / 10~95%RH
	Temperature Coefficient	±0.03%/°C (0~50°C, 32~122°F)
	Vibration	10~500Hz, 5G 10min./1 cycle, period for 60min. each along X, Y, Z axes
Safety and EMC	Safety Standards	UL8750+UL1310
	Withstand Voltage	I/P-O/P: 1.88KV AC
	Isolation Resistance	I/P-O/P:>100MQ/500V DC/25°C, 77°F/70% RH
	EMC Emission	Compliance to FCC Part 15 B
Other	Warranty	6 year limited
	Dimensions (L x W x H)	8.66 x 3.72 x 1.57 inches

1. All parameters NOT specially mentioned are measured at 120V AC input, rated load and 25°C, 77°F of ambient temperature

2. Derating may be needed under low input voltage. Please check the static characteristics for more details

3. The unit might not be suitable for lighting applications in EU countries. Avoid immersion in water over 30 minutes

## WIRING DIAGRAMS



## TROUBLESHOOTING

Q: Why are the lights connected to the driver blinking roughly once a second?

A: The driver may be overloaded. Check to make sure the maximum wattage is not being exceeded. There could also be a possibility of incompatible voltage. Confirm that the driver and tape light voltage match.

Q: How do I determine the compatibility?

A: Check the voltage, wattage, load capacity of both the tape light and driver.

Q: Is it possible to have multiple runs of tape light that are daisy-chained together connect to a driver with 1 lead wire?

A: Yes, but only if the total length of consecutive runs do not exceed the tape light's maximum run and also does not exceed the driver's maximum wattage.