



Advance CertaDrive indoor LED drivers are designed to meet basic lighting needs. These drivers are offered with specific voltage-current settings and are, thus, optimized with specifications that are appropriately suited for the application, making LED conversion affordable.

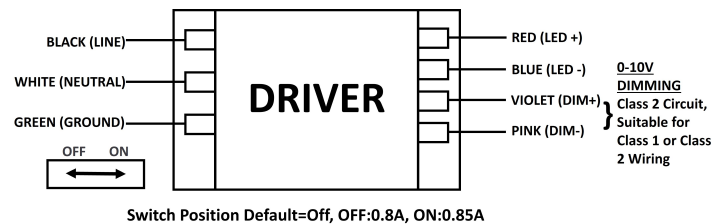
### Specifications

Input Voltage (Vac)	Output Power (W)	Output Voltage (V)	Output Current (A)	Efficiency @ Max Load	Max Case Temp. (°C) Life/UL	Input Current (A)	Input Power (W)	THD @ Max Load (%)	Power Factor @ Max Load	Surge Protect (Combi Wave, KV)	Dimming	Dimming Range (%)	Min Dimming Current (mA)	Drive Type
120	36	24-42	0.8-0.85	87.0	75 / 90	0.35	42	<20	>0.9	2.5	0-10V	1-100	8.5	CC
277				0.15		42	<20	>0.9						

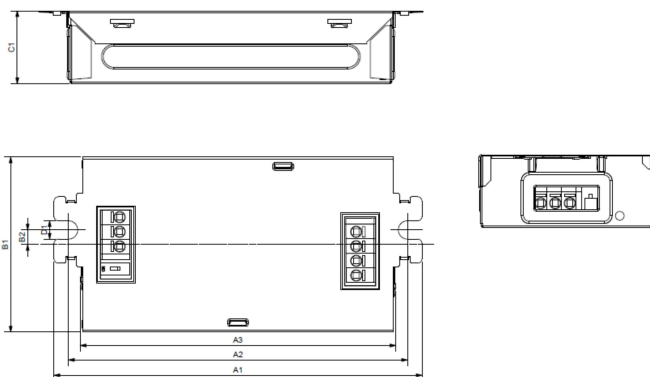
### Enclosure

Item	In(mm)	Tolerance (mm)
Overall length (A1)	4.98(126.6)	+/-1
Mounting Length (A2)	4.59(116.6)	+/-0.5
Case Length (A3)	4.28(108.6)	+/-0.5
Case Width (B1)	2.37(60.1)	+/-0.5
Mounting Width (B2)	0.2(5)	+/-0.5
Case Height (C1)	0.98(24.9)	+/-1
Mounting Hole Diameter (D1)	0.25(6.3)	+/-0.3

### Wiring Diagram



### Mechanical Diagram



- Install in accordance with national and local electrical codes.
- The field-wiring leads or push-in terminals shall be fully enclosed.
- Use 18 AWG Solid Copper Wire Rated  $\geq 90$  °C.
- Strip Wire 3/8".
- For Class 2 Wiring, Use 20 AWG-16 AWG.
- Driver case must be grounded.

# CI036C085V042CDD1

## Features

- 50,000+ hour lifetime
- Excellent thermal performance
- High power factor & low THD
- Compatible with Philips Fortimo downlight modules

## Benefits

- Enables long life luminaire designs
- Allows operability in indoor (low-bay) ambient conditions
- Suitable for commercial indoor applications

## Application

- Indoor downlight applications
- Office areas
- Retail centers
- Wall sconces & ceiling surface luminaires

## Logistical data

Specification item	Value
Product name	CI036C085V042CDD1
EOC	CI036C085V042CDD1
Logistic code 12NC	9290 027 67213
Product code	CI036C085V042CDD1M
Pieces per box	16
Weight	197 gram

All the specifications are typical and at  $T_{\text{ambient}} = 25^{\circ}\text{C}$  unless specified otherwise

## Electrical input data

Specification item	Value	Value	Unit	Condition
Rated input voltage range	108...305		$V_{\text{ac}}$	Performance range
Rated input voltage	120	277	$V_{\text{ac}}$	
Rated input frequency	50...60	50...60	Hz	Performance range
Rated input current	0.35	0.15	A	@ rated output power @ rated input voltage
Rated input power	42.0	42.0	W	@ rated output power @ rated input voltage
Efficiency	87.0	88.0	%	@ rated output power @ rated input voltage

## Electrical output data

Specification item	Value	Unit	Condition
Output voltage	24...42	$V_{\text{dc}}$	Class 2 Output
Output voltage max.	60	V	Open Circuit Voltage
Output current	800...850	mA	
Min output current	8.5	mA	
Output current tolerance $\pm$	8	%	within performance window
Output current ripple LF	$\leq 30$	%	Ripple = peak / average, < 3kHz
Output power	0.2...36.0	W	

# CI036C085V042CDD1

## Control interfaces

Specification item	Value	Unit	Condition
Control method	0-10V		
Dimming range	1...100	%	Default range
Dimming Source Current	0.25	mA	Max source current with $1 < V_{dim} < 8V$
Maximum Dimming Voltage	12	V	
Dimming Leakage Current	0.01	mA	Max number of driver in parallel, refer to Design-in Guide

## Isolation

U=Max. input voltage

Isolation per UL-8750	Input	Output	0-10V	Enclosure
Input	-	2U + 1kVac	2U + 1kVac	2U + 1kVac
Output	2U + 1kVac	-	2U + 1kVac	500Vac
0-10V	2U + 1kVac	2U + 1kVac	-	2U + 1kVac
Enclosure	2U + 1kVac	500Vac	2U + 1kVac	-

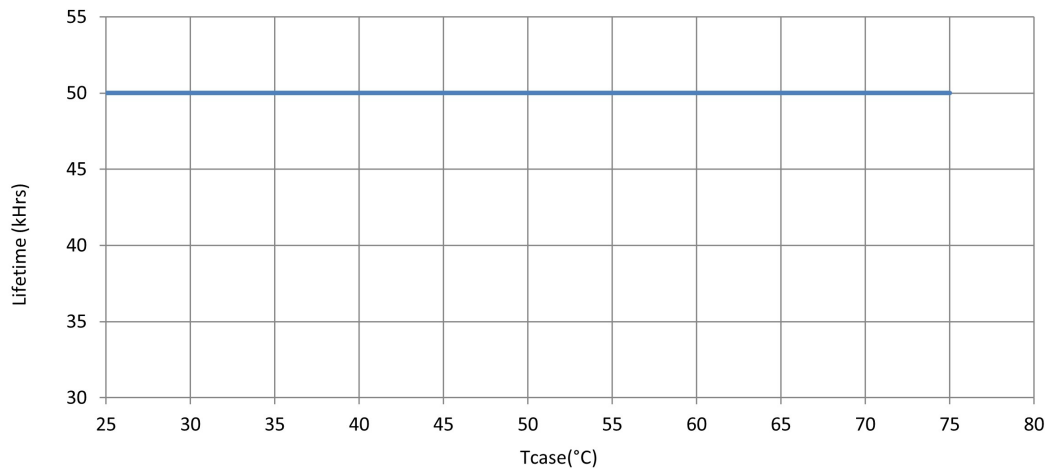
## Operational temperatures and humidity

Specification item	Value	Unit	Condition
Ambient temperature	-20...+40	°C	Higher ambient temperature allowed as long as $T_{case-max}$ is not exceeded
$T_{case-UL}$	90	°C	Max. temperature measured at $T_{case}$ -point
$T_{case-life}$	75	°C	$C10 = 50000$ hours measured at $T_c$ -point

## Lifetime

Specification item	Value	Unit	Condition
Driver lifetime	50,000	hours	Measured temperature at $T_{case}$ is $T_{case-life}$

# CI036C085V042CDD1



Maximum failures = 10%

## Programmable features

Specification item	Available	Default setting	Condition
Set Adjustable Output Current (AOC)	DipSwitch	800 mA	
0-10V	Yes		

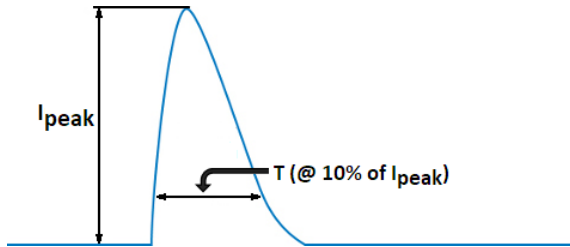
## Non-programmable features

Specification item	Value	Condition
Open load protection	Yes	Automatic recovering
Short circuit protection	Yes	Automatic recovering

# CI036C085V042CDD1

## Inrush current

Specification item	Value	Unit	Condition
Inrush current	6.28	A	Input voltage 120V
Inrush current	14.9	A	Input voltage 277V
Inrush peak width	10.5	$\mu$ s	Input voltage 120V, measured at 10% height
Inrush peak width	12.6	$\mu$ s	Input voltage 277V, measured at 10% height



## Surge immunity

Specification item	Value	Unit	Condition
Mains surge immunity (diff. mode)	2.5	kV	ANSI Surge Type 100kHz Ring Wave (w/t 30 ohm)
Mains surge immunity (comm. mode)	2.5	kV	ANSI Surge Type 100kHz Ring Wave (w/t 30 ohm)

## Approbation

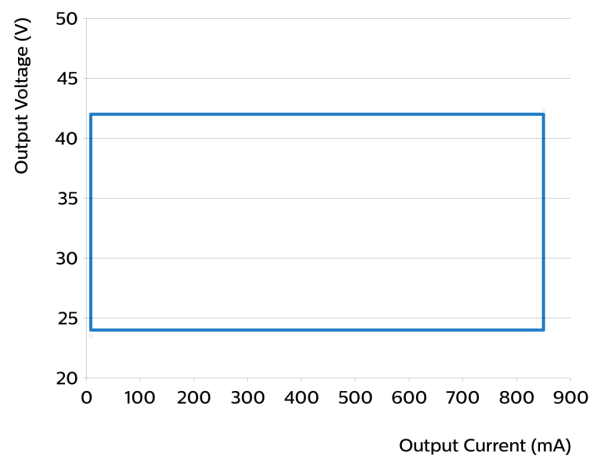
Specification item	Value
Approval Marks / Agency Approbations	NOM / RoHS / UL Class P / UL Listed US & Can
EMI standards	FCC Title 47 Part 15; Class A
Environmental protection rating	UL damp & dry
Audible Noise	<24dB Class A

# CI036C085V042CDD1

## Graphs

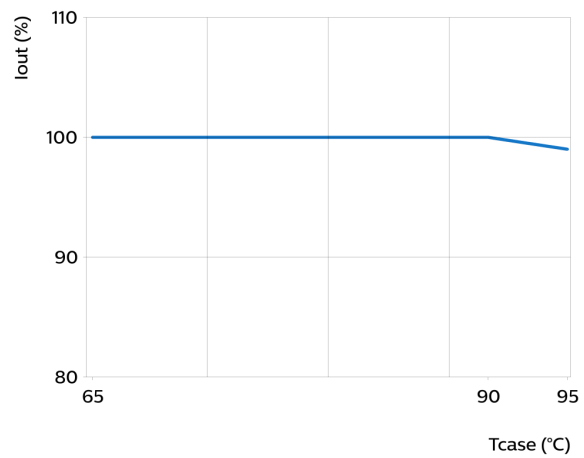
### Operating window

---

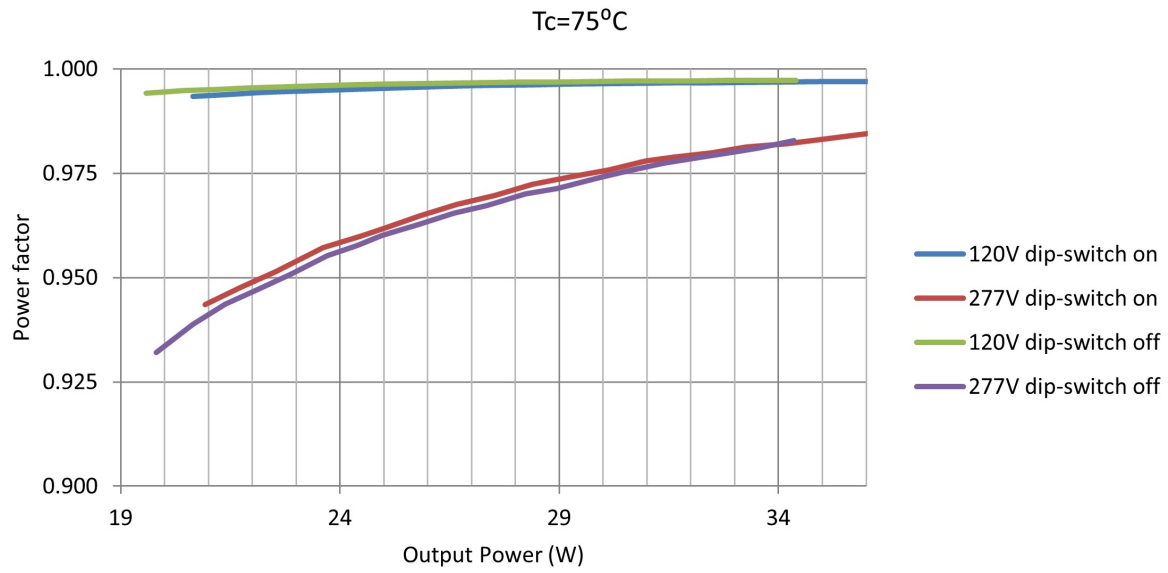


### Over Temperature Protection

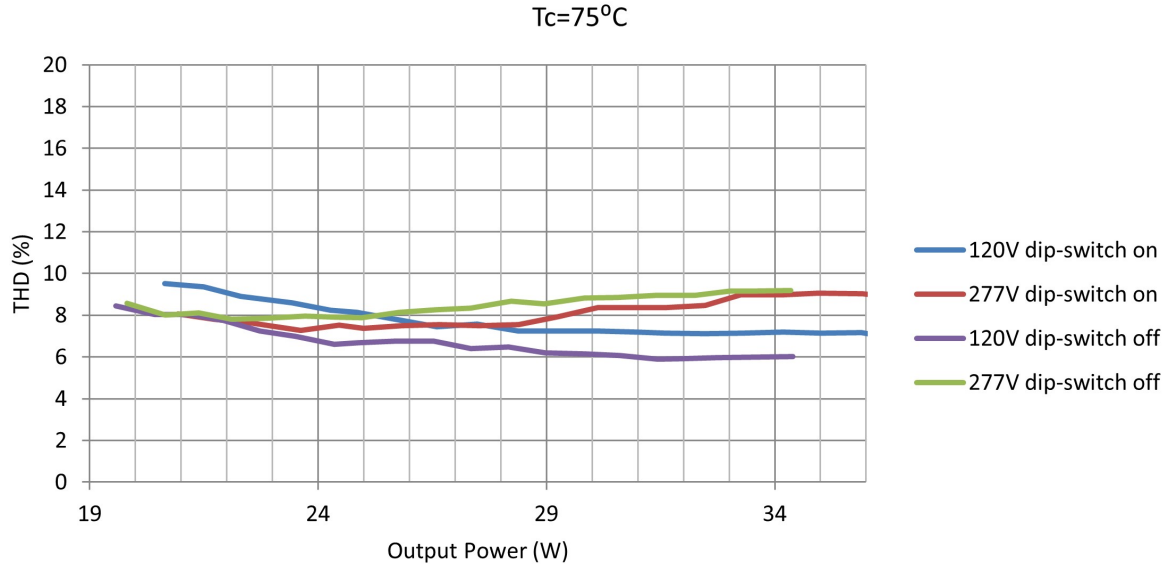
---



## Power factor versus output power

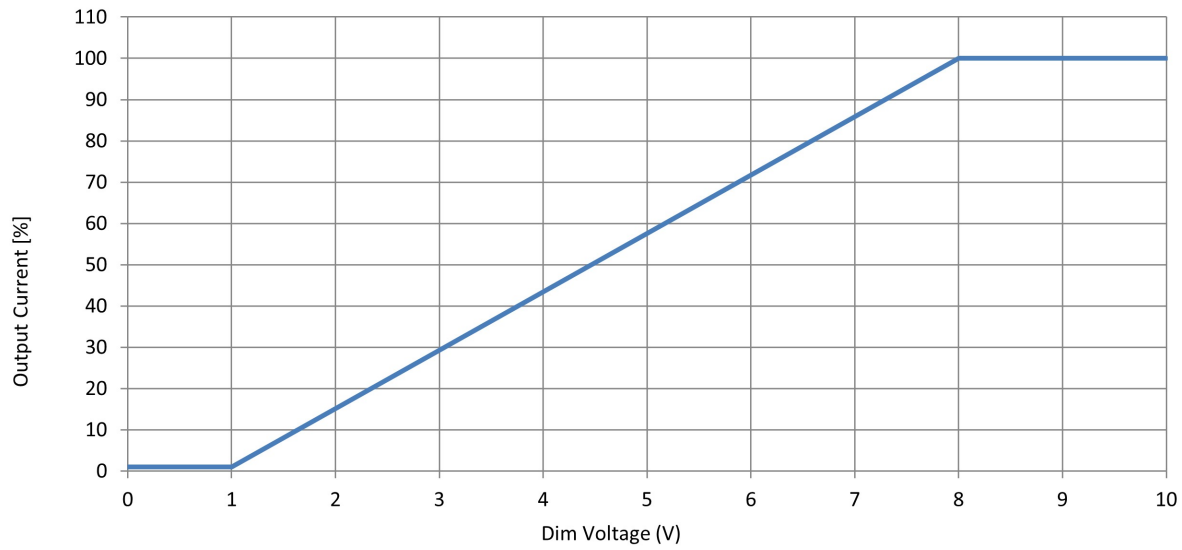


## THD versus output power

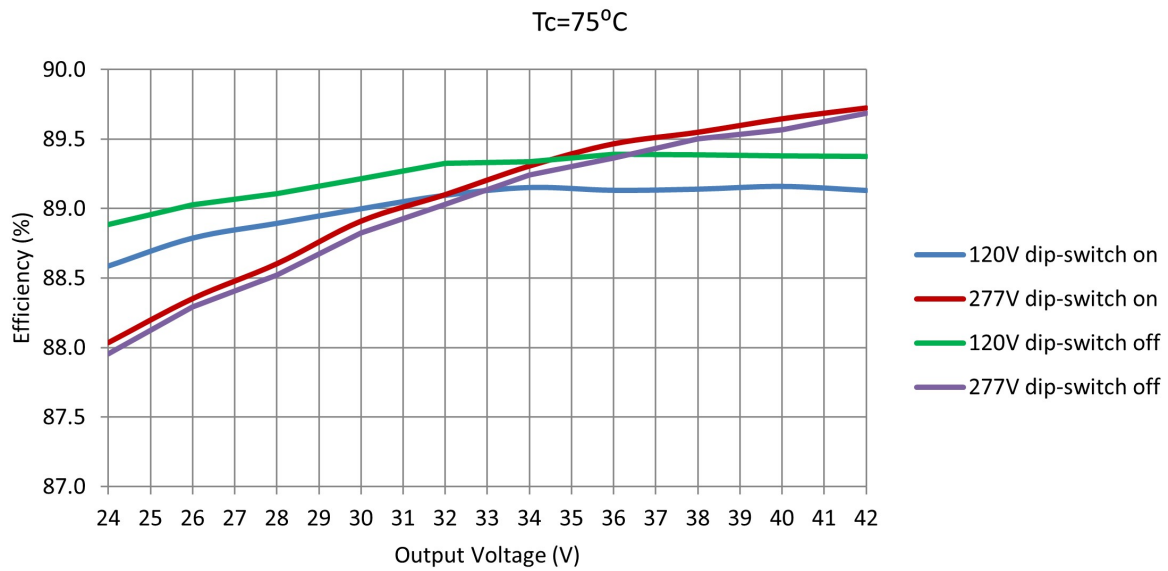


# CI036C085V042CDD1

## I<sub>out</sub> as function of 0-10V interface



## Efficiency as function of V<sub>out</sub>



## Appendix

### Approved Dimmer List

Manufacturer	Manufacturer Part Number
Lutron	Visit <a href="http://www.lutron.com/">www.lutron.com/</a>
Leviton	IllumaTech IP7 series
Philips	Sunrise - SR1200ZTUNV

