



# PYCC-2U1UNV060S-30C

## Selectable Constant Current LED Driver, 0-10V & Phase@120V Dimming

- Input Voltage: 120V - 277V, 50/60Hz
- Dimming Types: 0-10V & Phase@120V
- Dimming Range: 100% - 10%
- Class 2 LED Driver
- cULus Listed, Class P
- Isolated 0-10V from Input and Output
- Selectable Output Current: 450 / 500 / 550 / 600mA
- Output Voltage: 30-42VDC

### General Specifications

Input Voltage / Frequency	120V - 277VAC 50/60Hz
Input Current	0.25A Max.
Input Power	31W Max.
Input Power Factor	>0.9
THD	<20%
Driver Type	Current Selectable
Output Voltage Range	30VDC - 42VDC---
Selectable Output Current	450mA, 500mA, 550mA, 600mA (±7%) remark:600±7%means at least 90% load , others(no specified range), the tolerance of lout is ±10%
Output Power	25.2W Max.
Efficiency@Full load	>84%@120VAC; >84%@277VAC
Output Type	Constant Current
Inrush Current	30A @277VAC
Max. Leakage Current	0.75mA
Total Over All Ripple	<30%
Flicker Percentage	<30%
Dimming Type	0-10V & Phase@120V (see dimmer list)
Dimming Range	100% - 10%
Dimming isolation	Yes
Storage Temperature Range	-40°F ~ 131°F (-40°C ~ 55°C)
Operating Ambient Temperature Range	-22°F ~ 122°F (-30°C ~ 50°C)
Max. Driver Case Temperature	194°F (90°C)
Start Up Time	0.7s @ Full load
Number of Output Channels	1
Overall Size	3.4"x 1.9"x 1.12" (86.4mm x 47.6"mm x 28.5mm)
Weight	0.35lbs (160g)
Wire Type / Length	Input: Black/White 18AWG 160mm/6.3" Output: Red/Blue 20AWG 150mm/ 5.9"; Dimming: Purple/Pink 22AWG 300mm/ 11.8"
Safety / Compliance	cULus Listed, Class P; LED Class 2 CAN/CSA-C22.2 No. 250.13 FCC Title 47 Part 15A
IP Rating	Dry and Damp locations, IP20
Operating Humidity	10-90% RH Non-condensing
Input Surge Protection	C62.41 RingWave 2.5kV
Protections	Over-Voltage Protection Short-Circuit Protection
Sound Rating	A
Service Life	50,000Hrs @Max Load, 75°C Tc
Warranty	5 years @ Tc 75°C from the date of manufacture

### General Wiring Diagram



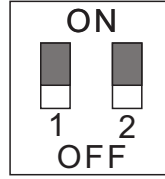
Note: 0-10V and Phase dimming should not use together.



# PYCC-2U1UNV060S-30C

Output Current Adjustable

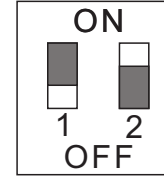
Switch 1	Switch 2	I <sub>out</sub>
OFF	OFF	600mA
ON	OFF	550mA
OFF	ON	500mA
ON	ON	450mA



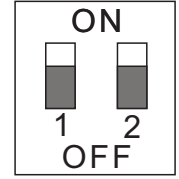
600mA



550mA



500mA



450mA

## Typical Characteristics Curve

Figure 1

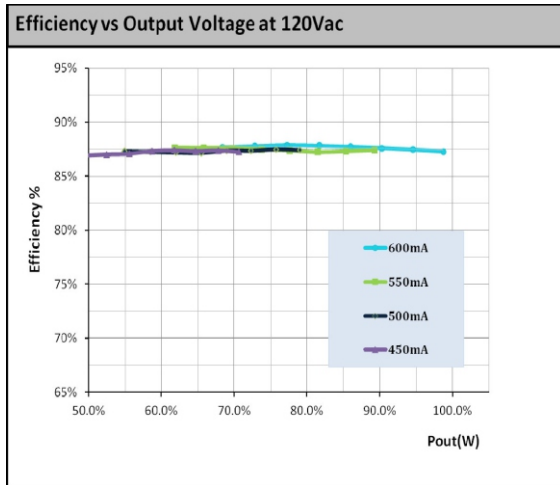


Figure 2

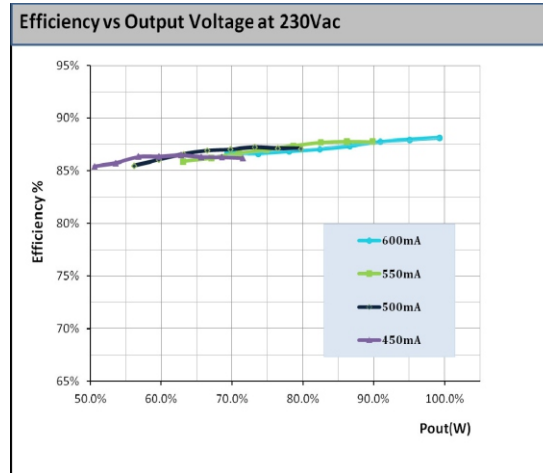


Figure 3

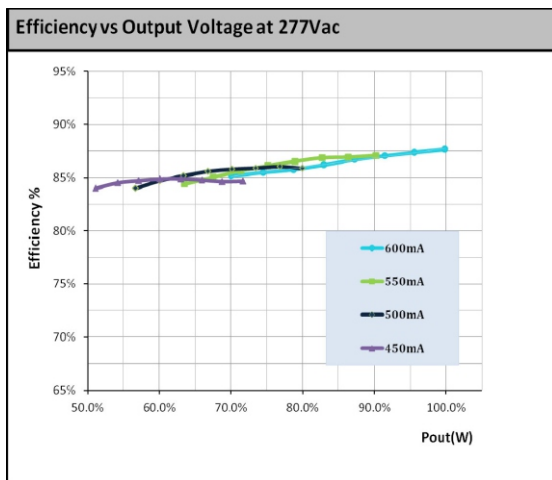
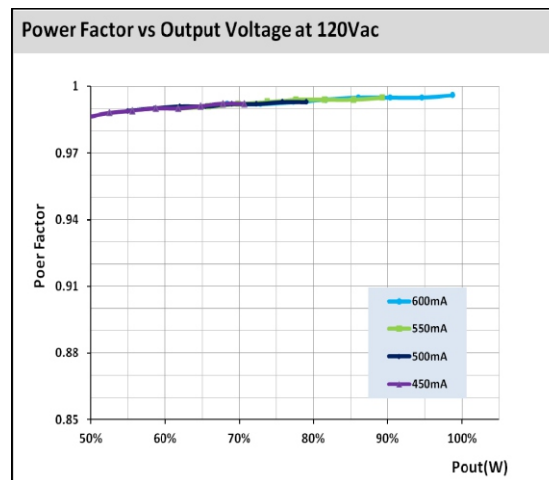


Figure 4





# PYCC-2U1UNV060S-30C

## Typical Characteristics Curve

Figure 5

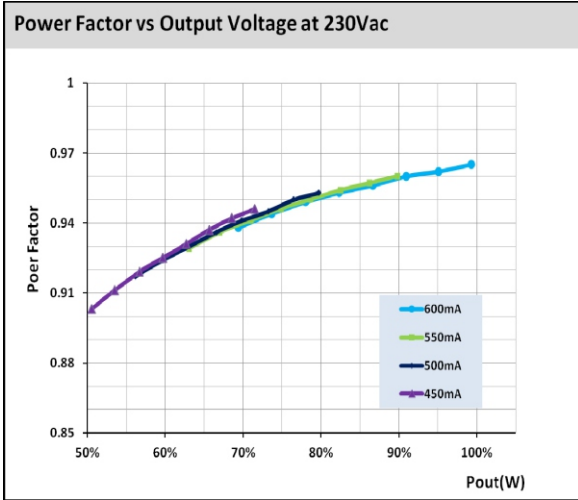


Figure 6

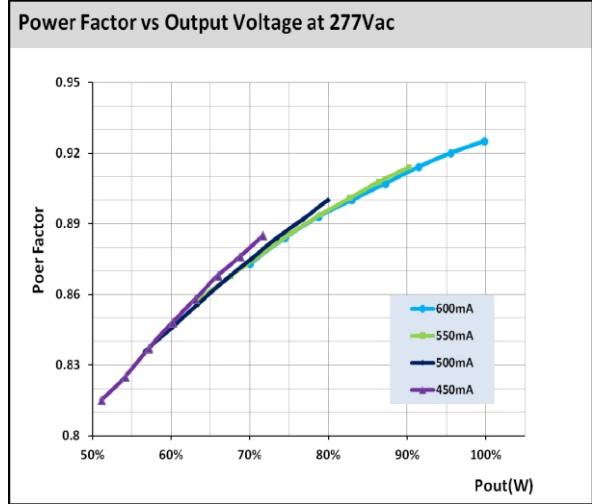


Figure 7

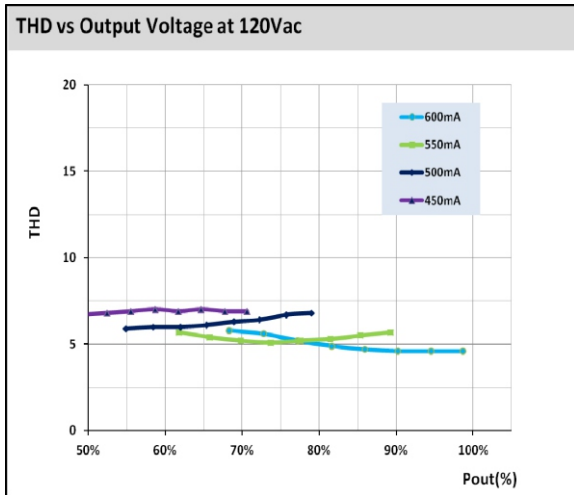


Figure 8

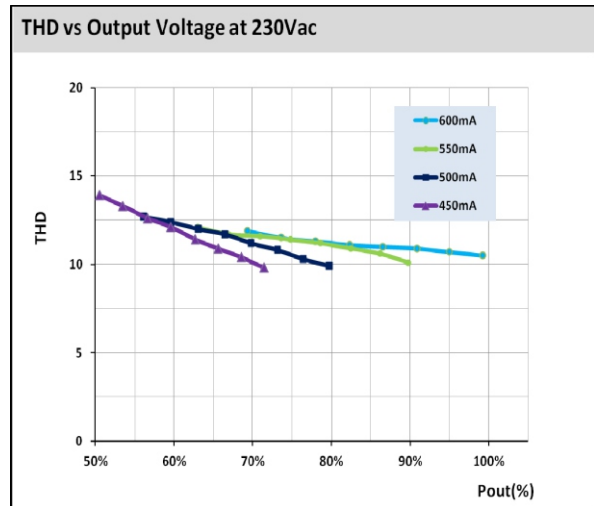


Figure 9

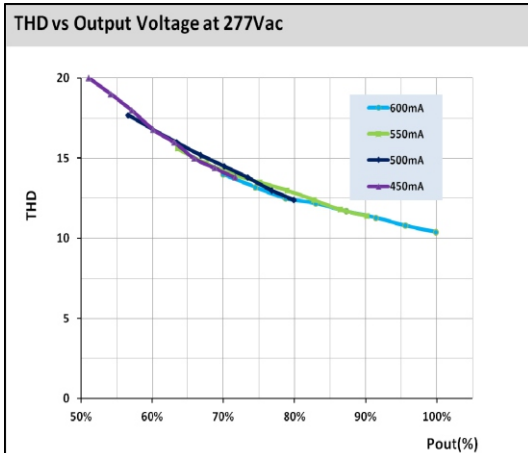
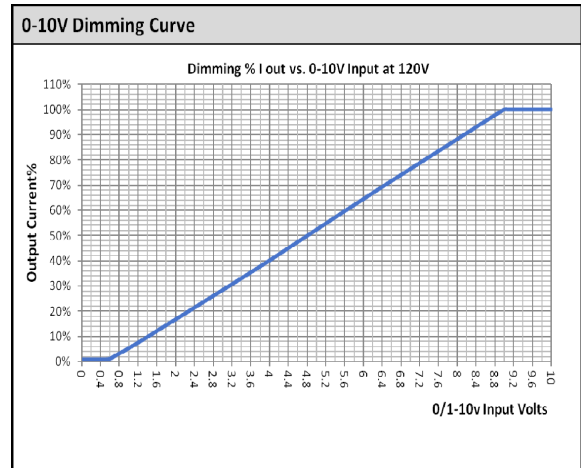


Figure 10





# PYCC-2U1UNV060S-30C

## Typical Characteristics Curve

Figure 11

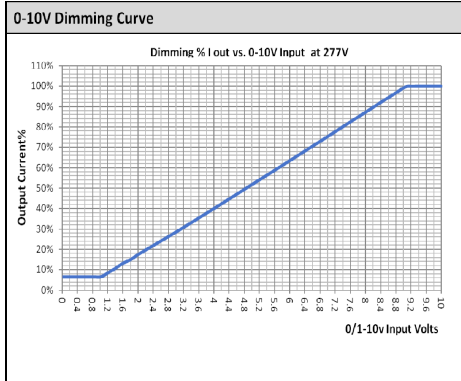
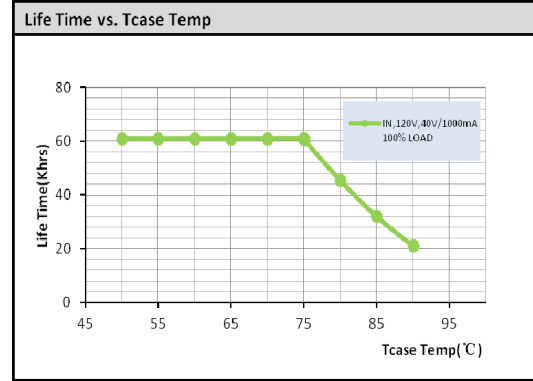


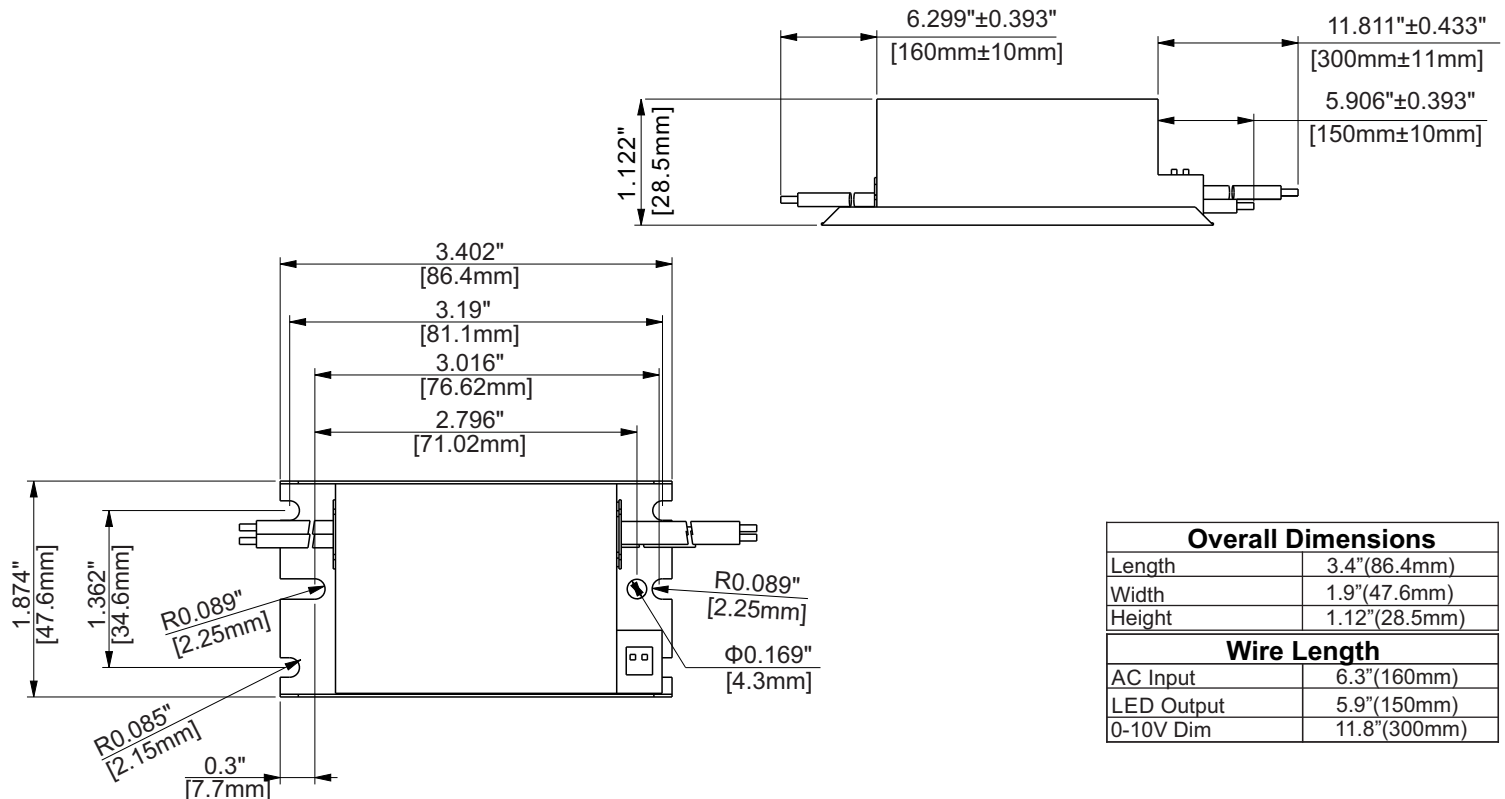
Figure 12




## Compatible 120V Phase Dimmer List

Manufacturer	Part Number of Manufacturer	Type of Dimmer	Manufacturer	Part Number of Manufacturer	Type of Dimmer
LUTRON	SCL-153P	TRIAC			
LUTRON	DVCL-153P	TRIAC			
LUTRON	SELV-300P	ELV			
LUTRON	SELV-303P	ELV			
LUTRON	DVELV-300P	ELV			

## Mechanical Drawings





# PYCC-2U1UNV060S-30C

---

## Guidelines

### Grounding

- Driver must be grounded by means of the Driver case.

---

## LED load

- The Fulham Pony LED drivers are designed to drive passive LEDs, -COB's and -LED assemblies. Proper function is not guaranteed when (LED) loads with active components are used.

---

## Short-circuit protection

- In case of a short circuit the LED driver switches to protection mode. After the removal of the short-circuit the LED driver will recover automatically.

---

## No-load Operation

- In no-load operation the output voltage will not exceed the specified open circuit output voltage.

---

## Hot Swapping

- This driver does not support hot swapping of the LEDs.

---

## Remote Mounting

- Up to 26ft with 18AWG. Contact Fulham for higher remote distance.

---

## Service life/Lifetime

- Failure Rate Info based upon MTBF modeling: 90% survivals at end of life @  $\leq T_c$  lifetime rating.

---

## Warranty

- Reference Fulham's limited Warranty: <https://cdn.fulham.com/PDFs/Limited-Warranty.pdf>


# PYCC-2U1UNV060S-30C

## Part Number Matrix

PY CC 2 U 1 UNV060S 30 C

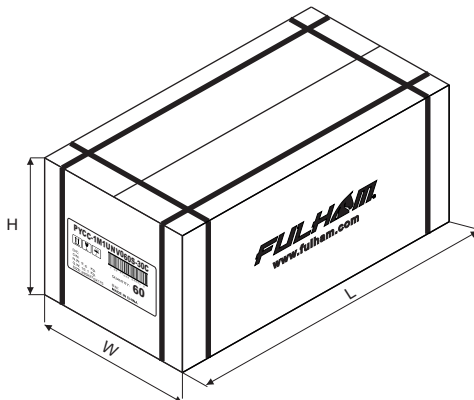
LED Driver	Output Type	# of Control	Type Of Control	# of Output Channels	Input Voltage	Output Current	Max. Output Power	Case Type
PY = Pony LED	CC=Constant Current	2 = 2 Controls	U = 0-10V & Phase	1 = 1 Channel	UNV = 120V~277V	060S = 600/550/500/450mA Selectable	30 = 30W	C = Compact

## Product Image



## Packaging

### Master Carton



OUTER DIMENSION		
L	W	H
11.42"(290mm)	10.63"(270mm)	6.89"(175mm)
Net Weight	Gross Weight	QUANTITY
21.16lbs. (9.6 kg)	22.27lbs. (10.1 kg)	60pcs.