


COBRA FLEX

Flexible Cove Standard White

formalighting
COLLECTION



CF1-3

S Curve - 15 link

DESCRIPTION

COBRA Linear is a surface mounted modular system in extruded aluminum. It is segmented with two 330 lm LED segments for flexible radius of 24° max. COBRA is offered in 15 different lengths, from 1 segment and 15 segments. They are hard connected for durability and consistency to maintain a 1.18" pitch between the LEDs. Offered in several CCTs at 90CRI. Ideal for indirect cove illumination, to create a wall grazing effect for columns and curved architectonic surfaces. Mounting accessories included. Optional glare shield, honeycomb louver and color filters are offered. COBRA carries the first 5 Year FIXTURE WARRANTY.

HOUSING

- Anodized extruded aluminum
- Consult factory for custom finishes and lengths

MOUNTING

- Surface mount with U-clips, included.

ELECTRICAL/CONTROLS

- 1 Link to 15 Link at max. 1050mA
- Remote class 2 power supply required
- Maximum 15 Link run per 50W driver
- Series shunt bypass ensures remaining operate if single link failure

LISTING

- cULus Listed to UL2108

LED INFO

- Nichia NVSL219CT SMD LED: 90 CRI: SDCM = 3-step MacAdam Ellipse, Lumen Maintenance: L₇₀ > 50,000 hrs

PROJECT INFORMATION		
JOB NAME		TYPE
ORDERING CODE		

ORDERING CODE

SERIES	COBRA	cove light
TYPE	CF1 CF1-L ¹	cobra flex, standard cobra flex, louver
LED	SW	standard white
SIZE	1 2 3 4 5 6 7 8 9 10 11 12 13 14 15	1 link, 2-1/8", 330 lm delivered 2 link, 4-1/2", 660 lm delivered 3 link, 6-7/8", 990 lm delivered 4 link, 9-1/4", 1320 lm delivered 5 link, 11-1/2", 1650 lm delivered 6 link, 13-15/16", 1980 lm delivered 7 link, 16-5/16", 2310 lm delivered 8 link, 18-5/8", 2640 lm delivered 9 link, 21", 2970 lm delivered 10 link, 23-3/8", 3300 lm delivered 11 link, 25-3/4", 3630 lm delivered 12 link, 28-1/8", 3960 lm delivered 13 link, 30-1/2", 4290 lm delivered 14 link, 32-7/8", 4620 lm delivered 15 link, 35-3/16", 4950 lm delivered <small>For additional lumen packages, see last page.</small>
CCT	27K 30K 35K 40K 50K	2700K 3000K 3500K 4000K 5000K
CRI	90	90 CRI
LENS OPTION	10D 17D 29D WW 15X50E	10° lens, CBCP 4,400 per link (2X LED) 17° lens, CBCP 1,820 per link (2X LED) 29° lens, CBCP 475 per link (2X LED) wall wash, CBCP 185 per link (2X LED) 15° x 50° elliptical lens, CBCP 1060 per link (2X LED)
FINISH	BK WH GD BS	black white gold polished brass
MOUNTING OPTIONS	S	surface mount
ACCESSORIES	See page 3 for details.	
DIMMING	See last page for details.	

ORDERING CODE

Follow the steps to specify your fixture, example:

COBRA - CF1 - SW - 3 - 27K - 90 - 10D - BK - S

NOTES

1. Louver not available with honey comb accessory.

RELATED PRODUCTS



Cobra Linealuce - Rigid Cove

Note:

Used as straight runs for Cobra Flex. See Cobra Linealuce spec sheet

PROJECT INFORMATION			
JOB NAME		TYPE	
ORDERING CODE			

POWER TABLE

SW (LED)

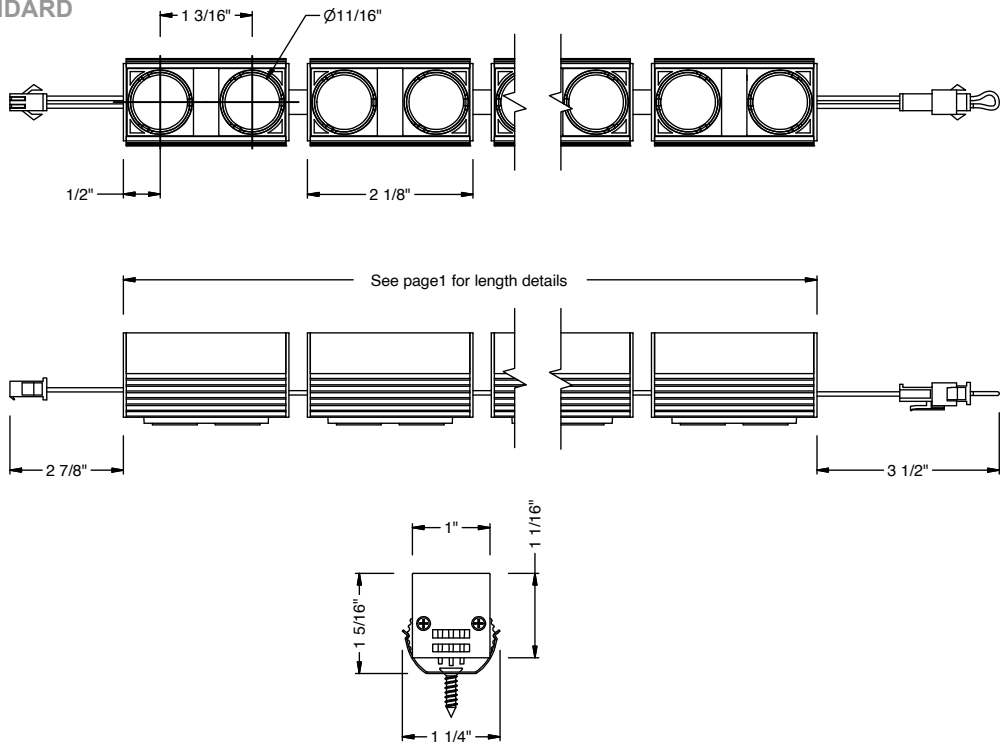
COBRA NO. LINKS	DELIVERED LUMENS		VOLTAGE	LED POWER	SYSTEM POWER
	CURRENT mA	LUMENS (3000K)	Vdc	W (90 CRI)	W (90 CRI)
1 LINK	1050	330	4	5	7
	700	230	3	3	5
	500	160	3	2	4
	350	120	3	1	3
2 LINK	1050	660	7	8	11
	700	345	7	5	7
	500	240	7	4	6
	350	180	7	3	5
3 LINK	1050	990	10	10	13
	700	690	9	7	9
	500	480	9	5	7
	350	360	9	3	5
4 LINK	1050	1320	14	15	17
	700	920	13	10	12
	500	640	13	7	9
	350	480	13	5	7
5 LINK	1050	1650	17	18	20
	700	1150	16	12	14
	500	800	16	8	10
	350	600	16	6	8
6 LINK	1050	1980	20	21	23
	700	1380	19	14	16
	500	960	19	10	12
	350	720	19	7	9
7 LINK	1050	2310	23	24	26
	700	1610	22	16	18
	500	1120	22	11	13
	350	840	22	8	10
8 LINK	1050	2640	27	28	30
	700	1840	27	19	21
	500	1280	27	14	16
	350	960	27	10	12
9 LINK	1050	2970	30	31	33
	700	2070	29	21	23
	500	1440	29	15	17
	350	1080	29	11	13
10 LINK	1050	3300	33	34	36
	700	2300	32	23	25
	500	1600	32	16	18
	350	1200	32	12	14
11 LINK	1050	3630	37	38	40
	700	2530	36	26	28
	500	1760	36	18	20
	350	1320	36	13	15
12 LINK	1050	3960	40	41	43
	700	2760	39	28	30
	500	1920	39	20	22
	350	1440	39	14	16
13 LINK	1050	4290	43	44	46
	700	2990	42	30	32
	500	2080	42	21	23
	350	1560	42	15	17
14 LINK	1050	4620	46	47	49
	700	3220	45	32	34
	500	2240	45	23	25
	350	1680	45	16	18
15 LINK	1050	4950	49	50	53
	700	3450	48	34	36
	500	2400	48	24	26
	350	1800	48	17	19

Power Factor ≥ 0.9

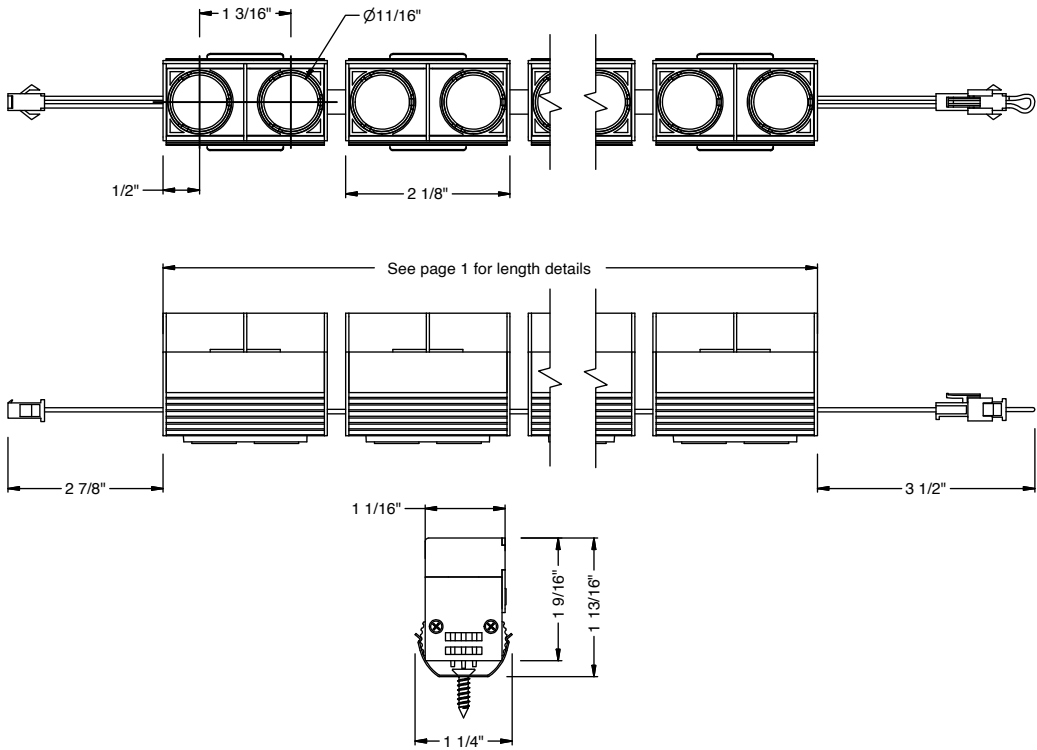
JOB NAME		TYPE	
ORDERING CODE			

PRODUCT DIMENSIONS

CF1 - STANDARD



CF1 - LOUVER

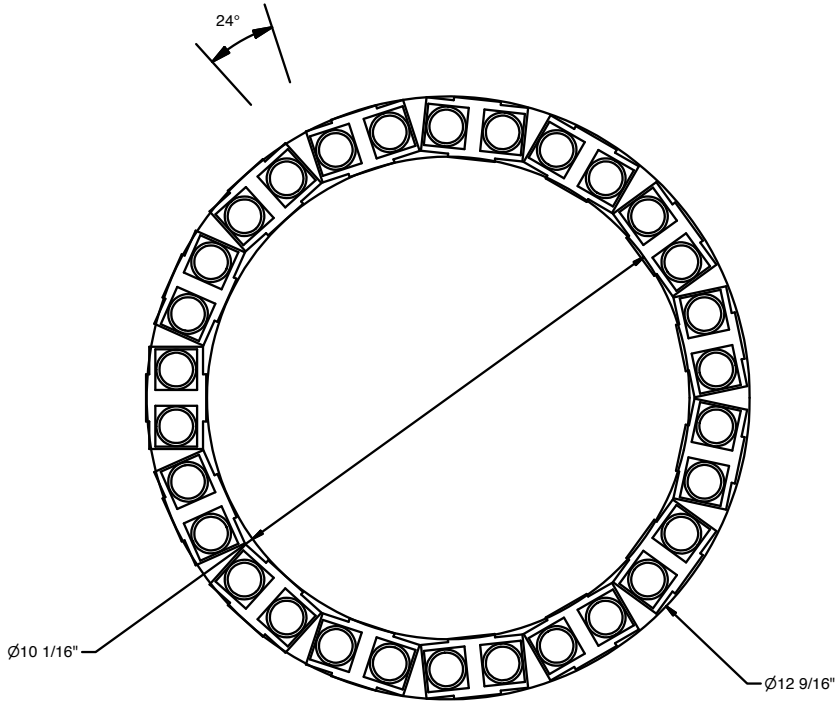


PROJECT INFORMATION

JOB NAME		TYPE	
ORDERING CODE			

PRODUCT DIMENSIONS (CONTINUED)

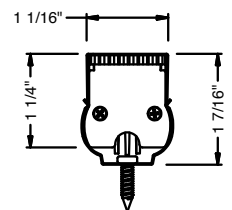
CURVED RADIUS FOR CF1 - 15



ACCESSORIES

- | | |
|----------------------------------|--|
| COBRA-HCL³ | honeycomb louver |
| COBRA-CF-BL^{1,3} | color filter, blue |
| COBRA-CF-RD^{1,3} | color filter, red |
| COBRA-CF-GR^{1,3} | color filter, green |
| COBRA-CF-AM^{1,3} | color filter, amber |
| COBRA-EXT-HARNESS | 39" extension harness, cobra to driver |
| COBRA-EXT-HARNESS-78 | 78" extension harness, cobra to driver |
| COBRA-EXT-HARNESS-157 | 157" extension harness, cobra to driver |
| COBRA-DRIVER-HARNESS | 12" driver harness, included with driver |
| COBRA-UCLIP² | mounting U-clip (included) |
| COBRA-SCREW² | screw for U-clip (included) |

- NOTES**
1. Consult factory for additional color filters.
 2. Mounting accessories are only for additional or spare circumstances.
 3. All Cobras include adequate quantity of mounting components.
3. Must order one per link.



Honeycomb and Color Filter

PROJECT INFORMATION			
JOB NAME		TYPE	
ORDERING CODE			

REMOTE DRIVER - 0-10V ORDERING CODE

PART NUMBER	P70414-COBRA	LED driver with box and harness
DIMMING	ECO SOLO ¹	1% 0.1%
ELECTRICAL OPTIONS	350 500 700 1050	350mA, 620 lm / ft 500mA, 830 lm / ft 700mA, 1190 lm / ft 1050mA, 1700 lm / ft

ORDERING CODE

Follow the steps to specify your fixture, example:

P70414 - COBRA - ECO - 1050

NOTES

- For 2-channel output, cobras must be under 50V/25W each. Order additional driver harness.

MAXIMUM WIRING DISTANCE FROM DRIVER TO FIRST COBRA AT FULL LOAD

AWG VALUE	DISTANCE (FT)
20	46
18	72
17	92
16	118

DESCRIPTION

- 0-10V dimmable protocol LED drive with smooth flicker free dimming
- Remote mounting distance up to 46' (20AWG), 72' (18AWG) to LED load
- Four programmable currents for various lumen offerings
- For custom drive currents consult factory

ELECTRICAL/CONTROLS

- 120-277Vac, 50/60Hz input
- 50W max output
- 2-55Vdc output per channel
- ECO 1% dimming - 1 channel output
- Solo 0.1% dimming - 2 channel output
- 0-10V compatible
- Linear dimming curve
- Operating temperature: -4°F to 122°F
- Class II rated
- Suitable for use in damp and dry locations
- Short circuit protection
- Overload protection
- Over-voltage protection
- Thermal protection
- Box: Length = 9", Width = 4", Height = 1-3/8"
- Driver: Length = 5-1/8", Width = 3", Height = 1-1/8"

REMOTE DRIVER - DALI ORDERING CODE

PART NUMBER	P70469-COBRA	LED driver with box and harness
DIMMING	DALIZ	eldoLED flicker free DALI 2 dimming to 0%
ELECTRICAL OPTIONS	350 500 700 1050	350mA, 620 lm / ft 500mA, 830 lm / ft 700mA, 1190 lm / ft 1050mA, 1700 lm / ft

ORDERING CODE

Follow the steps to specify your fixture, example:

P70469 - COBRA - DALIZ - 1050

MAXIMUM WIRING DISTANCE FROM DRIVER TO FIRST COBRA AT FULL LOAD

AWG VALUE	DISTANCE (FT)
20	46
18	72
17	92
16	118

DESCRIPTION

- DALI 2 - DT6 dimmable protocol LED drive with smooth flicker free dimming
- Remote mounting distance up to 46' (20AWG), 72' (18AWG) to LED load
- Four programmable currents for various lumen offerings
- For custom drive currents consult factory

ELECTRICAL/CONTROLS

- 120-277Vac, 50/60Hz input
- 50W max output
- 2-55Vdc output per channel
- DALI compatible
- Linear dimming curve
- Operating temperature: -4°F to 122°F
- Class II rated
- Suitable for use in damp and dry locations
- Short circuit protection
- Overload protection
- Over-voltage protection
- Thermal protection
- Box: Length = 9", Width = 4", Height = 1-3/8"
- Driver: Length = 5-1/8", Width = 3", Height = 1-1/8"

REMOTE DRIVER - DMX ORDERING CODE

PART NUMBER	P70772-COBRA	LED driver with box and harness
DIMMING	DMXZ	DMX dim to zero
ELECTRICAL OPTIONS	350 500 700 1050	350mA, 620 lm / ft 500mA, 830 lm / ft 700mA, 1190 lm / ft 1050mA, 1700 lm / ft

ORDERING CODE

Follow the steps to specify your fixture, example:

P70772 - COBRA - DMXZ - 1050

MAXIMUM WIRING DISTANCE FROM DRIVER TO FIRST COBRA AT FULL LOAD

AWG VALUE	DISTANCE (FT)
20	46
18	72
17	92
16	118

DESCRIPTION

- DMX dimmable protocol LED drive with smooth flicker free dimming
- Remote mounting distance up to 46' (20AWG), 72' (18AWG) to LED load
- Four programmable currents for various lumen offerings
- For custom drive currents consult factory

ELECTRICAL/CONTROLS

- 120-277Vac, 50/60Hz input
- 50W max output
- 8-55Vdc output per channel
- Isolated dimming circuit
- DMX compatible
- Operating temperature: -13°F to 122°F
- Class II rated
- Suitable for use in damp and dry locations
- Short circuit protection
- Overload protection
- Over-voltage protection
- Thermal protection
- Box: Length = 9", Width = 4", Height = 1-3/8"
- Driver: Length = 5-1/8", Width = 3", Height = 1-1/8"

PROJECT INFORMATION			
JOB NAME		TYPE	
ORDERING CODE			

REMOTE DRIVER - CASAMBI ORDERING CODE

PART NUMBER	P70414-COBRA	LED driver with box and harness
DIMMING	CASZ	Casambi Bluetooth control with flicker free - dim to off
ELECTRICAL OPTIONS	350 500 700 1050	350mA, 620 lm / ft 500mA, 830 lm / ft 700mA, 1190 lm / ft 1050mA, 1700 lm / ft

ORDERING CODE

Follow the steps to specify your fixture, example:

P70414 - COBRA - CASZ - 1050

MAXIMUM WIRING DISTANCE FROM DRIVER TO FIRST COBRA AT FULL LOAD

AWG VALUE	DISTANCE (FT)
20	46
18	72
17	92
16	118

DESCRIPTION

- Casambi dimmable protocol LED drive with smooth flicker free dimming
- Remote mounting distance up to 46' (20AWG), 72' (18AWG) to LED load
- Four programmable currents for various lumen offerings
- For custom drive currents consult factory

ELECTRICAL/CONTROLS

- 120-277Vac, 50/60Hz input
- 50W max output
- 2-55Vdc output per channel
- Isolated dimming circuit
- Operating temperature: -4°F to 122°F
- Class II rated
- Suitable for use in damp and dry locations
- Short circuit protection
- Overload protection
- Over-voltage protection
- Thermal protection
- Box: Length = 9", Width = 4", Height = 1-3/8"
- Driver: Length = 5-1/8", Width = 3", Height = 1-1/8"

REMOTE DRIVER - nLIGHT ORDERING CODE

PART NUMBER	P70414-COBRA	LED driver with box and harness
DIMMING	NLT	nLight control interface: standard Cat-5/RJ45 connection (female), dim to off
ELECTRICAL OPTIONS	350 500 700 1050	350mA, 620 lm / ft 500mA, 830 lm / ft 700mA, 1190 lm / ft 1050mA, 1700 lm / ft

ORDERING CODE

Follow the steps to specify your fixture, example:

P70414 - COBRA - NLT - 1050

MAXIMUM WIRING DISTANCE FROM DRIVER TO FIRST COBRA AT FULL LOAD

AWG VALUE	DISTANCE (FT)
20	46
18	72
17	92
16	118

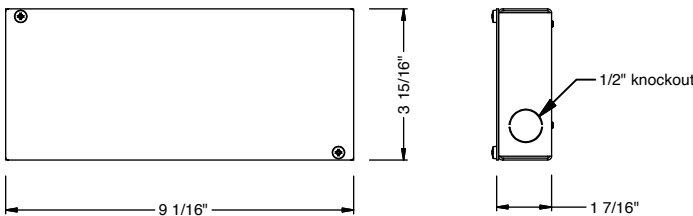
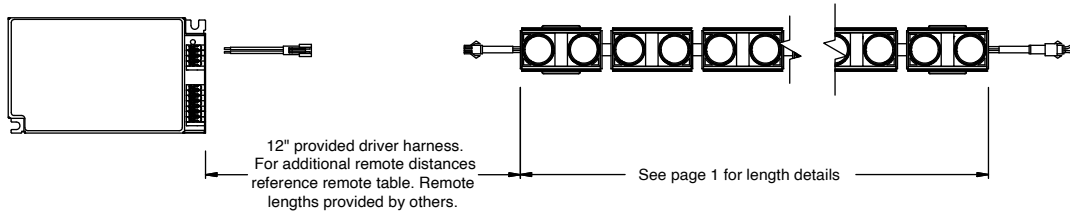
DESCRIPTION

- nLight dimmable protocol LED drive with smooth flicker free dimming
- Remote mounting distance up to 46' (20AWG), 72' (18AWG) to LED load
- Four programmable currents for various lumen offerings
- For custom drive currents consult factory

ELECTRICAL/CONTROLS

- 120-277Vac, 50/60Hz input
- 50W max output
- 2-55Vdc output per channel
- Operating temperature: -4°F to 122°F
- Class II rated
- Suitable for use in damp and dry locations
- Short circuit protection
- Over-voltage protection
- Thermal protection
- Box: Length = 9", Width = 4", Height = 1-3/8"
- Driver: Length = 5-1/8", Width = 3", Height = 1-1/8"

REMOTE DRIVER



BOX

Bruck By Ledra Brands Inc. | 88 Maxwell Irvine, CA 92618 | PH: 714.259.9959 FAX: 714.259.9969 | www.brucklighting.com