

STL SERIES TAPE LIGHT

24V / 12V DC Standard Grade Single Color

Build an economical and versatile layered lighting system with Standard Grade tape light. Light output ranging from 100-155 lumens per foot, with easy to work with run lengths up to 32.8 feet, Standard Grade is perfect for accent lighting applications when soft and subtle lighting is desired.

- Standard Grade output performance
- Available in 2400K, 2700K, 3000K, and 4000K
- Up to 96+ color rendering index
- Lumen output ranging from 100Lm to 155Lm per foot
- Cuttable every 6.56" (24V) / 3.94" (12V) with 32.8ft max run
- Easy installation featuring 3M VHB adhesive backing
- Available in IP54 & IP65 rating options
- Dimmable (5-100%) with most ELV, TRIAC dimmers
- Suitable for use in closets when used in an enclosed extrusion based on NFPA 70, NEC section 410.16 (A)(3) and 410.16 (C)(5)
- cULus Listed for indoor dry/damp, and wet locations
- JA8 Compliant
- 50,000 hours rated life



PROJECT: _____

TYPE: _____

LOCATION: _____

CATALOG NUMBER: _____



STL SERIES QUICK SPECS

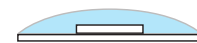
VOLTAGE	24V DC / 12V DC
WATTAGE	2.19W / ft
LUMENS	Up to 155Lm / ft
CCT OPTIONS	2400K / 2700K / 3000K / 4000K
CRI	90+
MAX RUN	32.8ft (24V) / 27ft (12V)
CUTTING POINTS	6.56" (167mm) 24V / 3.94" (100mm) 12V
IP RATING	IP54 - Coated / IP65 - Jacketed
DIMMING	TRIAC / ELV (5 - 100%)*
DIMENSIONS	0.39" (10mm) W x 0.06" (1.65mm) H
BEAM ANGLE	120°
OPERATING TEMP	5°C (41°F) to 70°C (158°F)
CERTIFICATIONS	cULus Listed - Dry / Damp Location
RATED LIFE	50,000 Hours

*Not compatible with Switchex All-in-one LED Driver + In-Wall Dimmer Switch

STL SERIES IP RATINGS



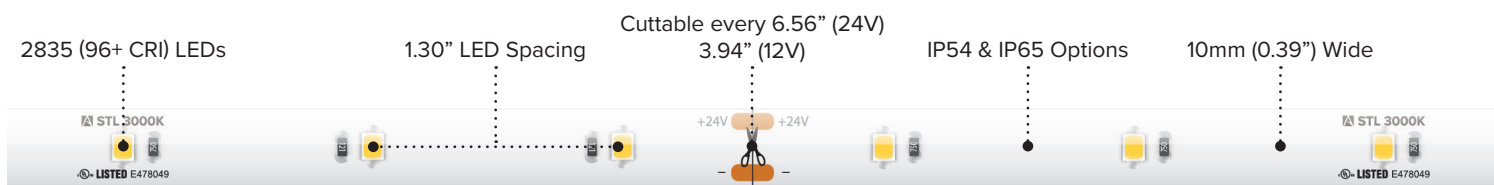
IP54 (Coated)
Features a light nano-coating applied to the tape light and LED's that protects from moisture and dust.
Best suited: Indoor dry & damp locations



IP65 (Jacketed)*
Features a clear protective silicone jacketing that protects the tape light from sprayed water and dust.
Best suited: Indoor & Outdoor damp & wet locations

*Not suitable for exposure to chemicals or salt.

STL SERIES QUICK LOOK



..... 32.8 ft (24V) / 27 ft (12V) Max Run


STL SERIES ORDERING INFORMATION *Custom Cut Orders - Please Allow Up To 2-4 Weeks Order Processing & Delivery*

ITEM NUMBER	VOLTAGE	CCT	LENGTH	LUMENS / FT	WATTAGE / FT	IP RATING	CRI	CUTTING	MAX RUN
STL-UWX-33	24V DC	2400K	32.8 ft	140Lm / ft	2.19W / ft	IP54	94+	6.56" (167mm)	32.8 ft
STL-UWW	24V DC	2700K	16.4 ft	146Lm / ft	2.19W / ft	IP54	96+	6.56" (167mm)	32.8 ft
STL-UWW-33	24V DC	2700K	32.8 ft	146Lm / ft	2.19W / ft	IP54	96+	6.56" (167mm)	32.8 ft
STL65-UWW	24V DC	2700K	16.4 ft	105Lm / ft	2.19W / ft	IP65	94+	6.56" (167mm)	32.8 ft
STL-UWW-100	24V DC	2700K	100 ft	146Lm / ft	2.19W / ft	IP54	96+	6.56" (167mm)	32.8 ft
STL-WW	24V DC	3000K	16.4 ft	150Lm / ft	2.19W / ft	IP54	96+	6.56" (167mm)	32.8 ft
STL-WW-33	24V DC	3000K	32.8 ft	150Lm / ft	2.19W / ft	IP54	96+	6.56" (167mm)	32.8 ft
STL65-WW	24V DC	3000K	16.4 ft	115Lm / ft	2.19W / ft	IP65	94+	6.56" (167mm)	32.8 ft
STL-WW-100	24V DC	3000K	100 ft	150Lm / ft	2.19W / ft	IP54	96+	6.56" (167mm)	32.8 ft
STL-WW-100-12V	12V DC	3000K	100 ft	150Lm / ft	2.19W / ft	IP54	96+	3.94" (100mm)	27 ft
STL-WH	24V DC	4000K	16.4 ft	155Lm / ft	2.19W / ft	IP54	96+	6.56" (167mm)	32.8 ft
STL-WH-33	24V DC	4000K	32.8 ft	155Lm / ft	2.19W / ft	IP54	96+	6.56" (167mm)	32.8 ft
STL65-WH	24V DC	4000K	16.4 ft	125Lm / ft	2.19W / ft	IP65	94+	6.56" (167mm)	32.8 ft

16.4ft & 33ft (IP54) Include: Attached 3ft Lead Wire / (3) TL-CONKIT / (3) TL-BLKS / (3) TL-2PWR-HD
 16.4ft Reels (IP65) Include: Attached 2ft IP65 Lead Wire +6" Conkit / Attached 2ft IP65 Tail Wire +6" Conkit / (3) HD Power Feeds (IP20)
 100ft Reels (IP54) Include: Attached 3ft Lead Wire / (5) TL-CONKIT / (5) TL-BLKS / (5) TL-2PWR-HD

STL SERIES ACCESSORIES

ITEM NUMBER	DESCRIPTION
TL-CONKIT	6' Trulink 4-in-1 Connection Kit
TL-BLKS	Trulink 4-in-1 Connector Block (QTY 10)
TL-2PWR-HD	6' HD Power Feed (IP54)
TL-2JUMP6-HD	6" HD Linking Cable (IP54)
TL-2JUMP24-HD	24" HD Linking Cable (IP54)
TL-2SPL-HD	HD Tape to Tape Splice Connector (IP54)
TL-2SPL-L-HD	90° "L" HD Tape to Tape Splice Connector (IP54)
TL-2JUMP65-.5	6" Linking Cable (IP65)
TL-2JUMP65-1	12" Linking Cable (IP65)
TL-2JUMP65-2	24" Linking Cable (IP65)
WIRE-15-2PIN	15ft (20/2) Wire Spool
WIRE-CMP-100-3PIN	100ft (16/3) In-wall Rated Wire Spool
INLINE-SC-CTRL	Simple Select In-line Controller (Single Color)
LVS-2PIN	In-Line Splice Terminal Block
RCWY-PVC-1M	1m Plastic Wire Cover Raceway (White)



RECOMMENDED POWER SUPPLIES

ITEM NUMBER	DESCRIPTION	MAX / MIN LOAD	INPUT VOLTAGE	OUTPUT VOLTAGE	DIMMABLE	DIMENSIONS
ADPT-DRJ-30-24	Adaptive Series 30W	30W / 3W	100-277V AC	24V DC	Yes*	6.49"L x 3.6"W x 1.02"H
ADPT-DRJ-60-24	Adaptive Series 60W	60W / 6W	100-277V AC	24V DC	Yes*	7.4"L x 3.6"W x 1.02"H
ADPT-DRJ-96-24	Adaptive Series 96W	96W / 9.6W	100-277V AC	24V DC	Yes*	8.66"L x 3.6"W x 1.61"H
ADPT-DRJ-192-24	Adaptive Series 192W (2 x 96W)	192W / 19.2W	100-277V AC	24V DC	Yes*	10.94"L x 4.25"W x 1.8"H
ADPT-DRJ-288-24	Adaptive Series 288W (3 x 96W)	288W / 28.8W	100-277V AC	24V DC	Yes*	11.85"L x 4.25"W x 1.8"H

Phase Dimming Compatible With Most MLV, ELV, and TRIAC Dimmers

STL SERIES CUT INCREMENT GUIDE

Segment	Length (MM)	Length (Inches)	Length (Feet)
1	166	6.56	0.55
2	332	13.12	1.09
3	498	19.68	1.64
4	664	26.24	2.19
5	830	32.8	2.73
6	996	39.36	3.28
7	1162	45.92	3.83
8	1328	52.48	4.37
9	1494	59.04	4.92
10	1660	65.6	5.47
11	1826	72.16	6.01
12	1992	78.72	6.56
13	2158	85.28	7.11
14	2324	91.84	7.65
15	2490	98.4	8.20
16	2656	104.96	8.75
17	2822	111.52	9.29
18	2988	118.08	9.84
19	3154	124.64	10.39
20	3320	131.2	10.93
21	3486	137.76	11.48
22	3652	144.32	12.03
23	3818	150.88	12.57
24	3984	157.44	13.12
25	4150	164	13.67
26	4316	170.56	14.21
27	4482	177.12	14.76
28	4648	183.68	15.31
29	4814	190.24	15.85
30	4980	196.8	16.40

Segment	Length (MM)	Length (Inches)	Length (Feet)
31	5146	203.36	16.95
32	5312	209.92	17.49
33	5478	216.48	18.04
34	5644	223.04	18.59
35	5810	229.6	19.13
36	5976	236.16	19.68
37	6142	242.72	20.23
38	6308	249.28	20.77
39	6474	255.84	21.32
40	6640	262.4	21.87
41	6806	268.96	22.41
42	6972	275.52	22.96
43	7138	282.08	23.51
44	7304	288.64	24.05
45	7470	295.2	24.60
46	7636	301.76	25.15
47	7802	308.32	25.69
48	7968	314.88	26.24
49	8134	321.44	26.79
50	8300	328	27.33
51	8466	334.56	27.88
52	8632	341.12	28.43
53	8798	347.68	28.97
54	8964	354.24	29.52
55	9130	360.8	30.07
56	9296	367.36	30.61
57	9462	373.92	31.16
58	9628	380.48	31.71
59	9794	387.04	32.25
60	9960	393.6	32.80



AMERICAN LIGHTING WARRANTY

LIMITED WARRANTY FOR LED PRODUCTS: 5 YEARS

LIMITED PRODUCT WARRANTY

Our products are warranted to be free from defects in material and workmanship for the warranty period listed. Warranty periods begin from the date of shipment from American Lighting Inc's warehouse to the original purchaser. Products that prove to be defective during their specific warranty period will be either repaired or replaced, at the sole discretion of American Lighting Inc. Claims for defective products must be submitted in writing to American Lighting Inc's RGA Department within the warranty period. Upon approval of such return, American Lighting Inc reserves the right to inspect the product for misuse or abuse. Claims for indirect or consequential damages or for product that, in American Lighting Inc's opinion, has been misused will be denied. This is a warranty of product reliability only and not a warranty of merchantability or fitness for a particular purpose. American Lighting Inc shall have no liability whatsoever in any event for payment of incidental or consequential damages, including, without limitations, installation costs and/or damages for personal injury and/or property. These products may represent a possible shock or fire hazard if improperly installed or altered in any way. This warranty does not apply to any product that has not been properly installed in accordance with current local codes and/or the National Electrical Code. Products that require a transformer, driver, or power supply must be used in conjunction with American Lighting Inc's recommended power supply to ensure safety and retain product warranty.

PRODUCT SPECIFICATIONS

For the latest product information, updates, instructions and details concerning specifications, colors, finishes, performance, installation and design, visit www.americanlighting.com. Color may vary from the color printed herein due to limitations in photographic and printing processes. American Lighting Inc. reserves the right to change product specifications without notice. Other product specifications such as color temperature, wavelength characteristics and lumen output are subject to production limitations and may vary.

LED technology is changing rapidly, and not all color temperatures and performance levels can be duplicated at a later time. Best practices include purchasing 10-15% more for a particular project on the same initial order where white LED color temperatures must be maintained over project and product life. Eventual product replacement should be considered at layout and design stages. Best practices also include testing connections and product performance prior to mounting and/or installing.

AVERAGE LIFE

Average incandescent lamp life, rated life and average life are terms used to describe the number of hours at which half of the lamps have failed. For LEDs, the hours of rated life specify the point where 70% of original lumen output is reached. Below this point, the effective life is over, however, the LED may still emit light. Individual results may vary with actual environmental conditions including, but not limited to, proper installation, ambient temperature and/or input voltage fluctuations.