

Advance Xitanium outdoor LED drivers with SimpleSet technology are designed to give OEMs ultimate flexibility. With wide operating windows and simple programming, the drivers make it easy for luminaire manufacturers to design luminaires of different sizes and lumen levels for outdoor applications.

### Specifications

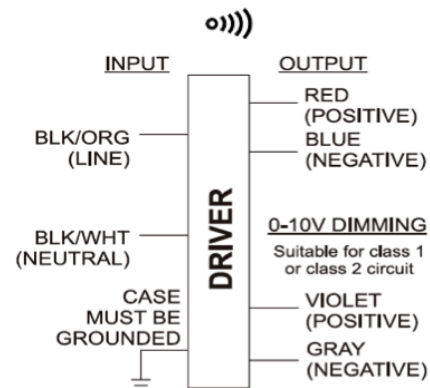
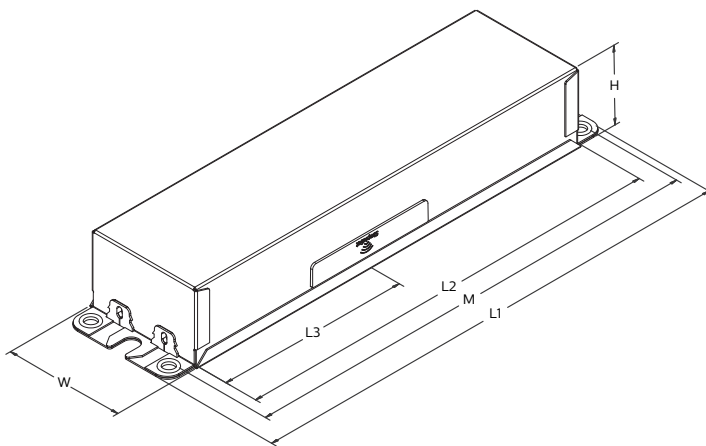
Input Voltage (Vac)	Output Power (W)	Output Voltage (V)	Output Current (A)	Efficiency@ Max Load and 75°C Case	Max Case Temp. (°C)	Input Current (A)	Max. Input Power (W)	THD @ Max Load (%)	Power Factor @ Max Load	Surge Protection (Combi-Wave, KV)	Envir. Protection Rating	Dimming Range (with specified dimmers)	Min. Output Current (A)	
347	180	70-210	0.1 - 1.25	92.3	Life - 85°C UL - 90°C	0.56	200	<10%	>0.95	6	UL damp & dry and Type HL	0-10V Analog Class 1 and 2 Wiring	10% ~ 100%	0.07
480				93.2		0.4								

### Enclosure

	In. (mm)	Tolerance
Case Length (L2)	8.31 (211.0)	± 0.5mm
Case Width (W)	2.31 (58.0)	± 0.5mm
Case Height (H)	1.48 (37.6)	± 1.0mm
Mounting Length (M)	8.91 (226.2)	± 0.5mm
Overall Length (L1)	9.45 (240.0)	± 1.0mm
Center of SimpleSet Antenna (L3)	3.75 (95.3)	± 1.0mm

### Wiring Diagram

	Wire Length (mm)
Black/Orange (Line)	270 (± 30)
Black/White (Neutral)	270 (± 30)
Red (Positive, LED output)	270 (± 30)
Blue (Negative, LED output)	270 (± 30)
Violet (Positive, 0-10V)	270 (± 30)
Gray (Negative, 0-10V)	270 (± 30)



# Xitanium XH180C125V200BSF1

## 180W 0.1-1.25A 0-10V Dimming with SimpleSet

### Features

- 50,000+ hour lifetime<sup>1</sup>
- Programmable output current through SimpleSet
- Large operating window
- 6kV combi-wave surge rating to comply with ANSI C82.77-5 CAT C low

### Benefits

- Enables long life luminaire designs
- Fast and simple way of programming
- Enables fixture designs with wide variety of loads and adjustable current options
- No external surge protection required to pass C82.77-5 CAT C low

### Application

- Area
- Roadway
- Parking garages
- Floodlights
- High-bay

### Electrical Specifications

All the specifications are typical and at 25°C Tcase unless specified otherwise.

### Product Data

Order Information	
Full Product Code	XH180C125V200BSF1M (Mid-Pack, 10pcs/Box), 12NC: 929000753813
Line Frequency	50/60Hz
Min. Mains Voltage Operational	312 Vac
Max. Mains Voltage Operational	528 Vac
Output Information	
Maximum Open Circuit Voltage	290Vdc
Output Current Ripple (ripple = peak to average / average)	15% max @ max Iout
Output Current Tolerance (at maximum output current)	<5%
Protections	Short Circuit, Open Circuit Protection for LED + and LED – and Temperature Foldback
Features	
0-10V Dimming	150µA (±3%) source current from driver. See dim curve for detail.
AOC (Adjustable Output Current)	0.1A-1.25A via SimpleSet (Factory Default at 1.05A)
Additional SimpleSet Configurable Features	Adjustable Min Dim level, Adjustable Lumen Output, Adjustable Lumen Output Min, OEM Write Protection
Environment & Approbation	
Operating Ambient Temp. Range	-40°C to +55°C
Max Case Temperature (Tcase)	90°C
Agency Approbations	UL 8750, CSA 250.13, UL Listed, ETL Class P
Electromagnetic Compliance	FCC Title 47 Part 15 Class A
Audible Noise	<24dB Class A
Weight	2.1 Lbs / 0.95 kgs

1. Advance Xitanium LED Drivers are manufactured to engineering standards correlating to a designed and average life expectancy of 50,000 hours of operation at maximum rated case temperature. Minimum 90% survivals based on MTTF modeling.

# Xitanium XH180C125V200BSF1

180W 0.1-1.25A 0-10V Dimming with SimpleSet

## Electrical Specifications

All the specifications are typical and at 25°C Tcase unless specified otherwise.

## 0-10V Dimming Curve

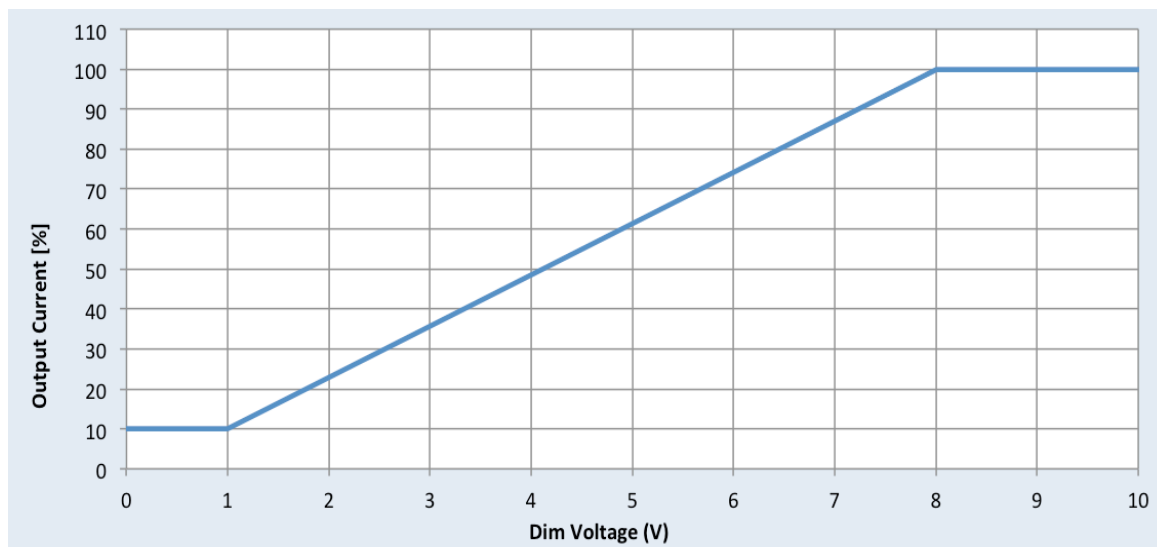
Dimming source current from the driver: 150 $\mu$ A (@ 0<Vdim<8V)

Minimum dim level: 10% of Iout setting as default

Maximum output voltage on the dimming wires: 12V

## Approved Dimmer List

Manufacturer	Manufacturer Part Number
Lutron	Visit <a href="http://www.lutron.com/advance">www.lutron.com/advance</a> for a list of dimmers (Mark VII) that will work with this driver
Leviton	IllumaTech IP7 series
Advance	Sunrise - SR1200ZTUNV



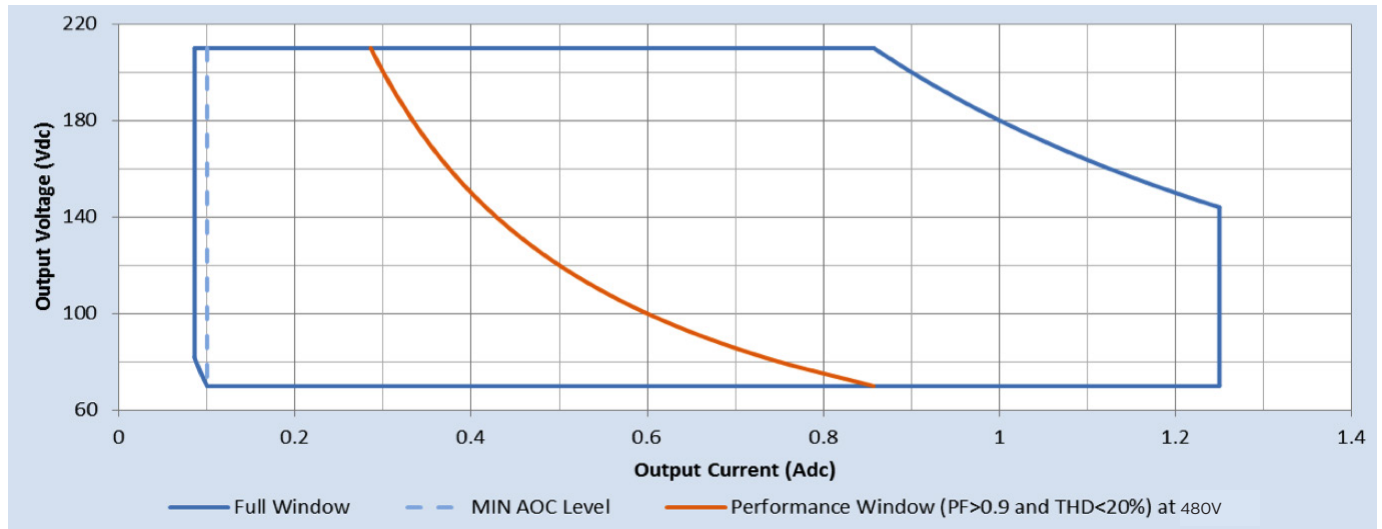
# Xitanium XH180C125V200BSF1

180W 0.1-1.25A 0-10V Dimming with SimpleSet

## Electrical Specifications

All the specifications are typical and at 25°C Tcase unless specified otherwise.

## Driver Output Window



## Notes

1. Factory default output current is 1.05A.
2. To get a 100% to 10% dimming range, the output current setting through AOC should be  $\geq 700\text{mA}$ .
3. Factory default minimum dimming level is 10%. This can be adjusted between 10% and 100% using Advance MultiOne.

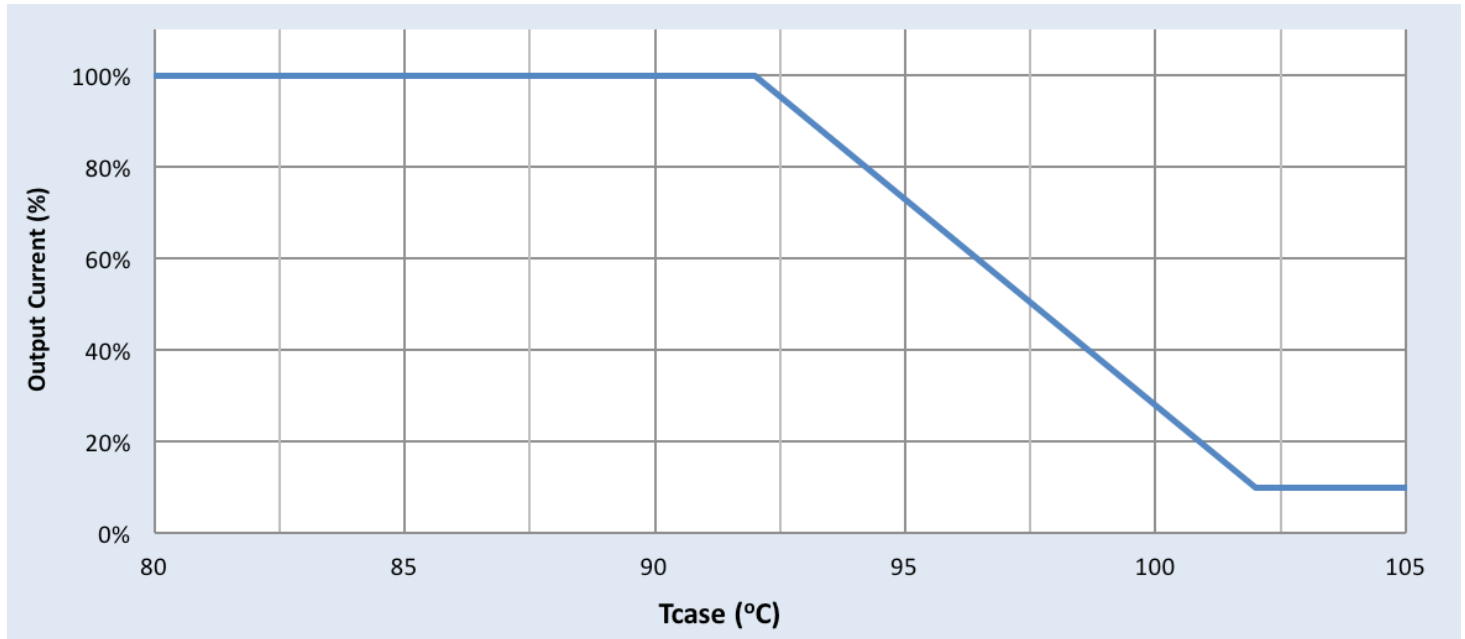
# Xitanium XH180C125V200BSF1

180W 0.1-1.25A 0-10V Dimming with SimpleSet

## Electrical Specifications

All the specifications are typical and at 25°C Tcase unless specified otherwise.

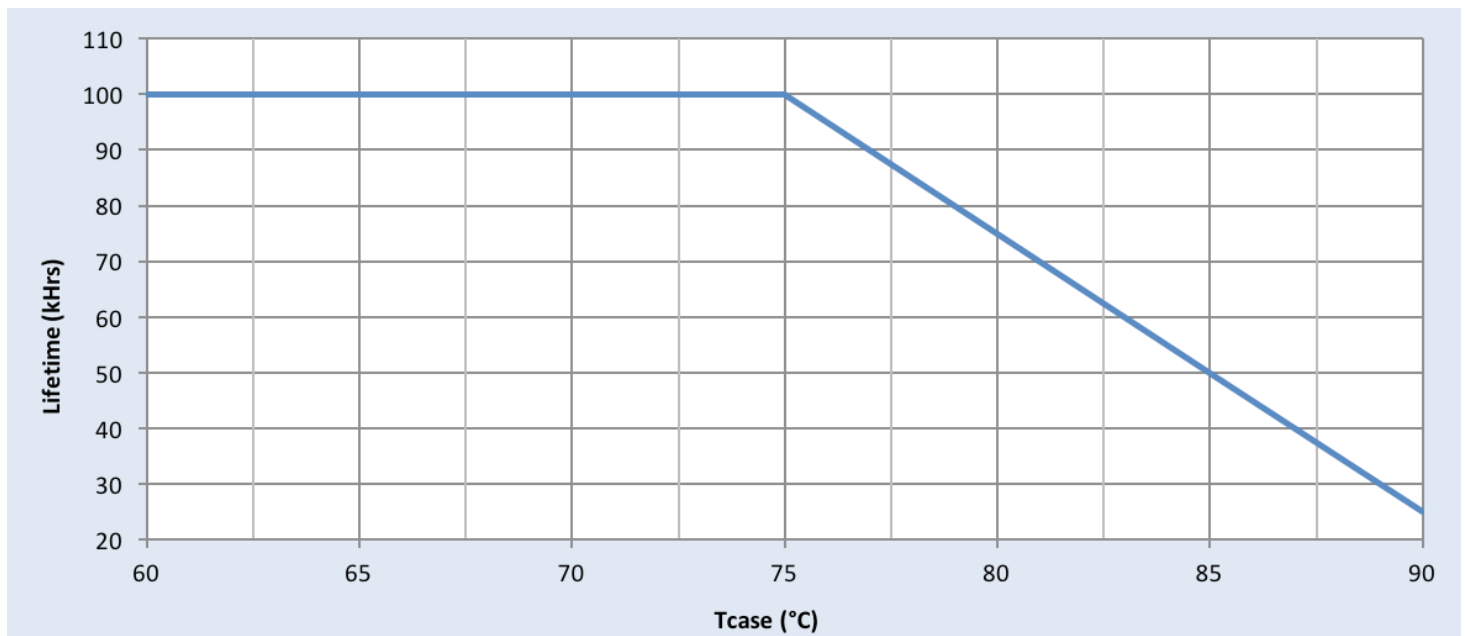
## Output Current Vs. Driver Case Temperature



## Note

There is  $\pm 5^\circ\text{C}$  tolerance on the driver case temperature.

## Driver Lifetime Vs. Driver Case Temperature



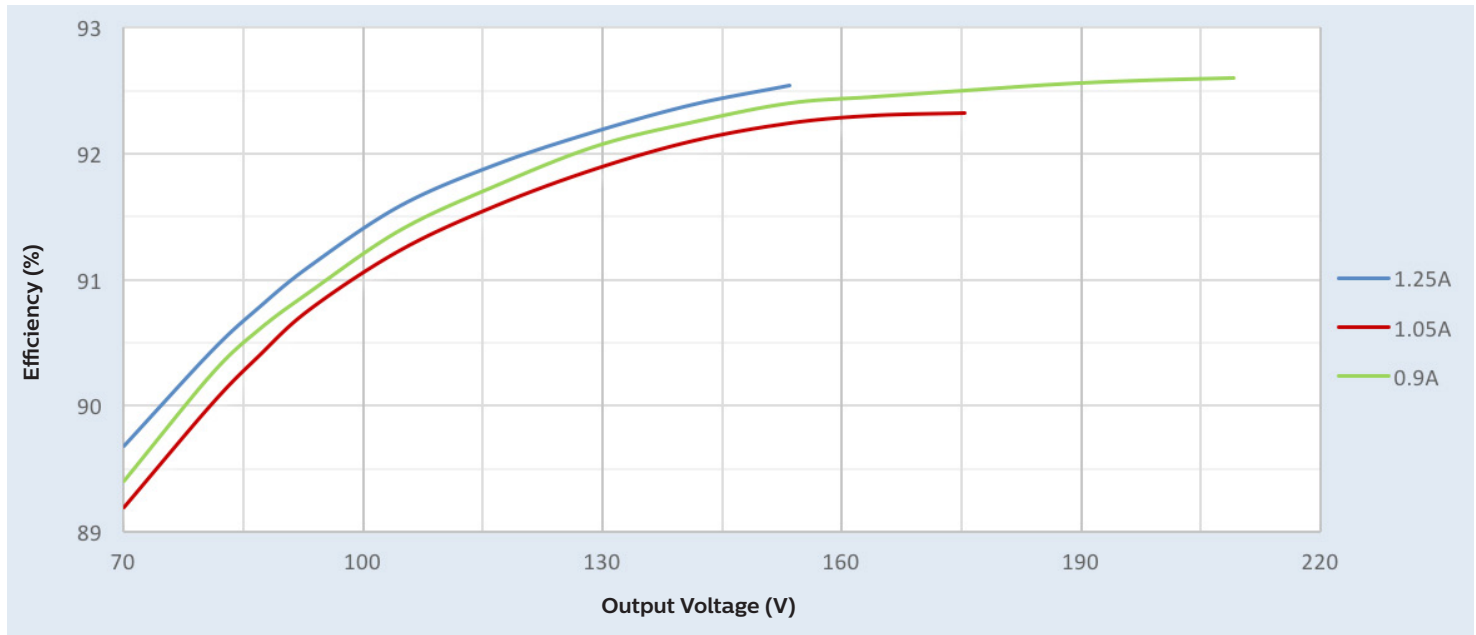
# Xitanium XH180C125V200BSF1

180W 0.1-1.25A 0-10V Dimming with SimpleSet

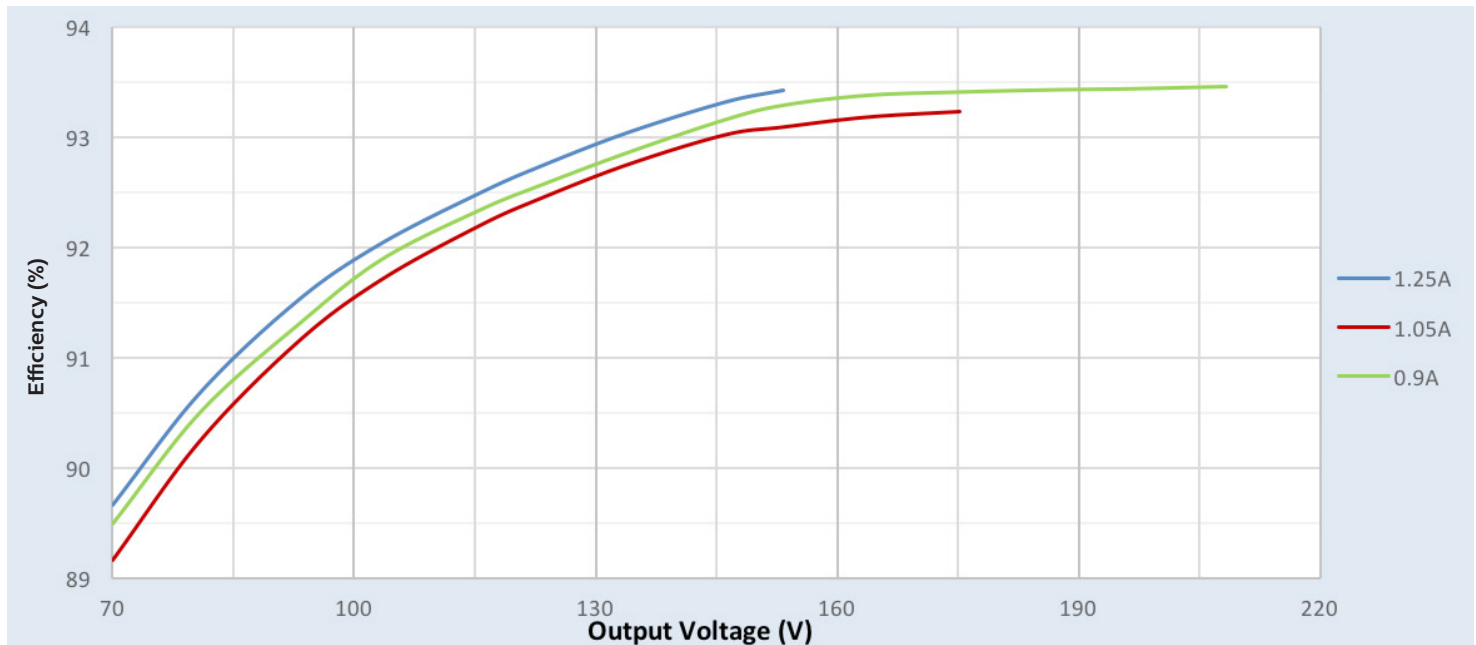
## Performance Characteristics

Based on measurements on a typical sample at 75°C case. The accuracy of the measurements is within the tolerance of the measurement instruments.

### Efficiency Vs. Output Voltage at 347Vac



### Efficiency Vs. Output Voltage at 480Vac



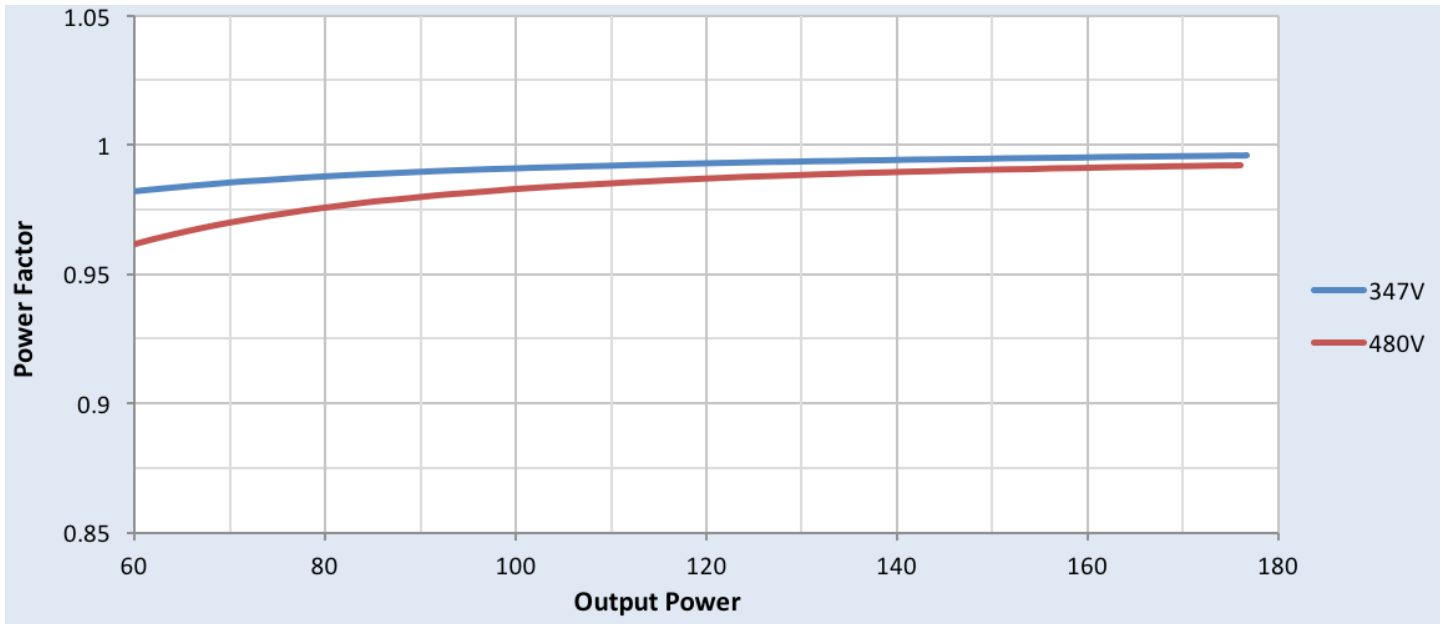
# Xitanium XH180C125V200BSF1

180W 0.1-1.25A 0-10V Dimming with SimpleSet

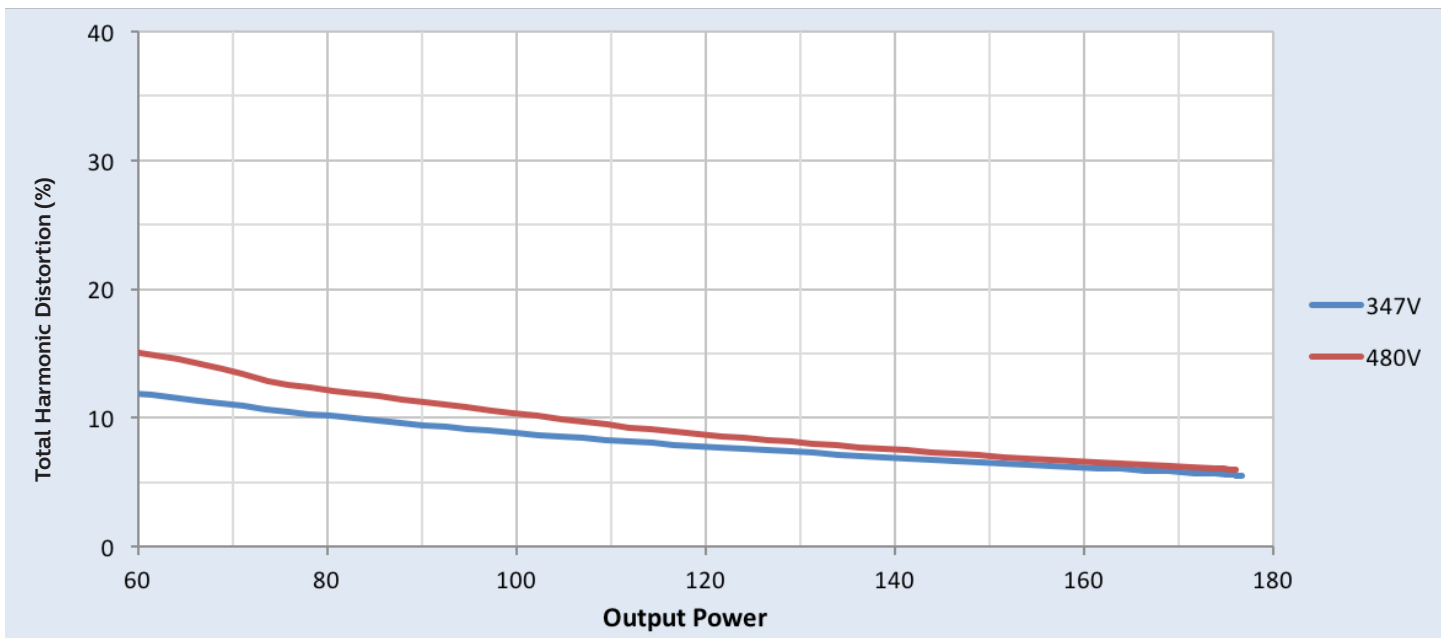
## Performance Characteristics

Based on measurements on a typical sample at 75°C case. The accuracy of the measurements is within the tolerance of the measurement instruments.

### Power Factor Vs. Output Power



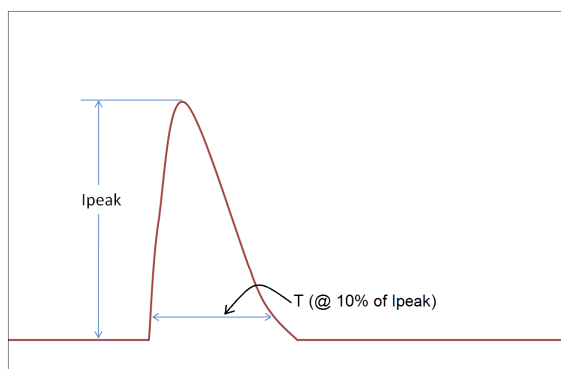
### Total Harmonic Distortion (THD) Vs. Output Power



# Xitanium XH180C125V200BSF1

180W 0.1-1.25A 0-10V Dimming with SimpleSet

## Inrush Current Info



$V_{in}$	$I_{peak}$	$T$ (@ 10% of $I_{peak}$ )
347 Vrms	59.3A	177 $\mu$ S
480 Vrms	77.6A	175 $\mu$ S

Inrush current is measured at peak of the corresponding line voltage. Source impedance per NEMA 410.

## Lightning Surge Info

ANSI Surge Type	Differential Mode (L-N)	Common Mode (L-G, N-G, L&N-G)
1.2/50 $\mu$ s Combination Wave (w/t 2 $\Omega$ )	6kV	6kV

## Isolation

Isolation	Input	Output	0-10V	Enclosure
Input	NA	2xU+1kV	2.5kV	2xU+1kV
Output	2xU+1kV	NA	2.5kV	2xU+1kV
0-10V	2.5kV	2.5kV	NA	2xU+1kV
Enclosure	2xU+1kV	2xU+1kV	2xU+1kV	NA

U = Max input voltage

The information presented in this document is not intended as any commercial offer and does not form part of any quotation or contract.

