

# eW Cove QLX Powercore

Date: \_\_\_\_\_

Type: \_\_\_\_\_

Firm Name: \_\_\_\_\_

Project: \_\_\_\_\_

3500 K, 120 VAC, 60° x 90°, 1219 mm (48 in)

## Performance interior linear cove and accent luminaire with single temperature white light

eW Cove QLX Powercore represents the latest in high-quality linear LED cove lighting from Color Kinetics. This elegant, low-profile luminaire delivers up to 432 lumens per foot of white light at an affordable price. eW Cove QLX Powercore is designed to replace traditional cove lighting sources for wall and ceiling glow effects, wall washing, and indirect lighting from a single cove. Multiple color temperatures, beam angles, power levels, and lengths afford an abundance of design options.



- Industry-best white-light quality and color consistency—Advances in Optibin, Color Kinetics' proprietary binning optimization process, now provides color-consistency within a 2-step MacAdam ellipse across eW Cove product luminaires and manufacturing runs.
- Uncompromised Performance—Efficacies near or exceeding 100 lm/w provide optimum output without restrictions on lumen maintenance, operating temperature or warranty.
- Multiple options for design flexibility—Available in four color temperatures ranging from a warm 2700 K to a cool 4000 K. Lengths of 154 mm (6 in), 305 mm (12 in), and 1219 mm (48 in), wide and medium beam angles, and two power levels offer further design flexibility.
- Support for multiple voltages—eW Cove QLX Powercore accepts power input of 120, 220 to 240, or 277 VAC for consistent installation and operation from line voltage in a variety of locations.
- Smooth dimming capability—Smooth dimming capability—Patented DIMand technology offers smooth dimming capability with the DM-1000 0-10 V ELV Dimmer or selected reverse-phase ELV-type dimmers.
- Integrates patented Powercore technology—Powercore rapidly, efficiently, and accurately controls power output to luminaires directly from line voltage, eliminating the need for external power supplies and lowering total system cost.
- Easy mounting and positioning—End-to-end locking power connectors make 180° turns, for easy positioning in even the most challenging mounting circumstances. Luminaires rotate in 10° increments through a full 180° for precise aiming and beam mixing. Optional mounting tracks support vertical and overhead positioning. 305 mm (12 in) and 1.5 m (5 ft) jumper cables can add extra space between luminaires.
- Replaces traditional cove lighting—With excellent light output, competitive pricing, long source life, energy efficiency, and virtually maintenance-free operation.
- ENERGY STAR® qualified—As an ENERGY STAR® qualified LED luminaire (selected UL listed models only), eW Cove Powercore helps prevent greenhouse gas emissions by meeting strict energy efficiency guidelines set by the U.S. Department of Energy.

For detailed product information, please refer to the Cove Product Guide at [www.colorkinetics.com/global/products/essentialwhite/ewcoveqlxpc/](http://www.colorkinetics.com/global/products/essentialwhite/ewcoveqlxpc/)

# Specifications

Due to continuous improvements and innovations, specifications may change without notice.

## Output

Color Temperature *	3500 K
Beam Angle	60° x 90°
Lumens †	1,638
Efficacy (lm/W) §§	82.8
CRI	96

## Electrical

Input Voltage	120 VAC
Power Consumption	20 W
(Maximum at full output, steady state)	

Power Factor	0.99 @ 120 VAC
Surge Limits ¶	0.5 kV maximum differential (L to N) 1 kV maximum common (L to Gnd or N to Gnd)

For additional Surge Protection Requirements for LED Lighting Systems, please refer to [www.colorkinetics.com/KB/surge-protection](http://www.colorkinetics.com/KB/surge-protection).

## Control

### Dimmer ‡

Compatible with selected commercially available reverse-phase ELV-type dimmers

## Lumen Maintenance

Threshold§	Ambient Temperature	Reported ¶¶	Calculated ¶¶
L 90	25 °C	> 60,000	> 100,000
	50 °C	59,484	59,484
L 80	25 °C	> 60,000	> 100,000
	50 °C	> 60,000	> 100,000
L 70	25 °C	> 60,000	> 100,000
	50 °C	> 60,000	> 100,000
L 50	25 °C	> 60,000	> 100,000
	50 °C	> 60,000	> 100,000

## Physical

Dimensions (Height x Width x Depth)	49 x 1219 x 38 mm (1.94 x 48 x 1.5 in)
Weight	910 g (2 lb)
Housing Material	Injection-molded plastic, white finish
Lens	Clear polycarbonate
Luminaire Connections	Integral male/female connectors

### Temperature Ranges

-20 to 50 °C (-4 to 122 °F) Operating	
-20 to 50 °C (-4 to 122 °F) Startup	
-40 to 80 °C (-40 to 176 °F) Storage	
Humidity	0 to 95%, non-condensing

### Thermal Protection enabled

For additional Thermal Protection information, please refer to <https://colorkinetics.helpdocs.io/article/sh301ducix>

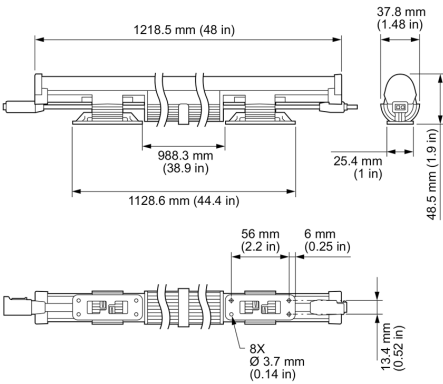
## Certification and Safety

Approbation	UL/cUL, FCC Class B
Certification	ENERGY STAR
Environment	Damp Location, IP20



\* Correlated color temperature (CCT) complies with ANSI C78.377-2008 for the chromaticity of solid state lighting products.  
† 305 mm (1 ft) lumen output measurements comply with IES LM-79-08 testing procedures. 153 mm (6 in) and 1219 mm (4 ft) measurements are estimated based on the 305 mm (1 ft) measurements.  
‡ Refer to [www.colorkinetics.com/support/appnotes/](http://www.colorkinetics.com/support/appnotes/) for more information.  
§ Lxx = xx% lumen maintenance (when light output drops below xx% of initial output). All values are given at B10, or the median value where 90% of the LED population is better than the reported or calculated lumen maintenance measurement.  
¶ Minimum surge limits per IEC 61547, tested in accordance with IEC 61000-4-5.  
§§ Efficacy measurements are estimated based on the 305 mm (1 ft) measurements.  
¶¶ Lumen maintenance figures are based on lifetime prediction graphs supplied by LED source manufacturers. Whenever possible, figures use measurements that comply with IES LM-80-08 testing procedures. In accordance with TM-21-11, Reported values represent the interpolated value based on six times the LM-80-08 total test duration (in hours). Calculated values represent time durations that exceed six times the total test duration.

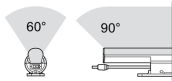
Dimensions



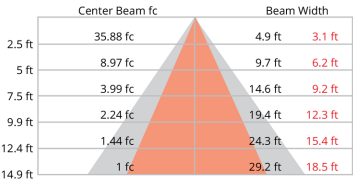
Photometrics 3500 K, 60° x 90°, 305 mm (12 in)

Photometric data is based on test results from an independent NIST traceable testing lab. IES data is available at [www.colorkinetics.com/global/support/ies](http://www.colorkinetics.com/global/support/ies).

Beam Angle	60° x 90°
LED	3500 K
Lumens	410.0
Efficacy (lm/W)	82.8



Illuminance at Distance



Zonal Lumen

Zone	Lumens	% Luminaire
0-30	151.7	37%
0-40	227.1	55.40%
0-60	334.8	81.70%
60-90	62.2	15.20%
70-100	37.1	9.10%
90-120	11.7	2.80%
0-90	397	96.90%
90-180	12.6	3.10%
0-180	409.6	100%

14.9 ft (4.5 m)  
1 fc maximum distance  
Vert. Spread: 88.8°  
Horiz. Spread: 63.6°

For lux multiply fc by 10.7

Coefficients of Utilization – Zonal Cavity Method

		Effective Floor Cavity Reflectance: 20%											
RCC %:	80	70	50	30	0	70	50	30	0	50	30	20	0
RW %:	70	50	30	0	70	50	30	0	50	30	20	0	0
0	1.18	1.18	1.18	1.18	1.15	1.15	1.15	0.97	1.09	1.09	1.09	1.04	1.04
1	1.09	1.04	1.04	1.04	1.06	1.02	0.98	0.84	0.97	0.94	0.92	0.93	0.9
2	1.09	0.87	0.81	0.81	0.97	0.91	0.85	0.73	0.87	0.82	0.78	0.83	0.79
3	0.92	0.83	0.76	0.7	0.9	0.81	0.74	0.64	0.78	0.72	0.67	0.75	0.7
4	0.86	0.75	0.67	0.61	0.83	0.73	0.66	0.56	0.7	0.64	0.59	0.68	0.62
5	0.79	0.68	0.59	0.53	0.77	0.66	0.59	0.5	0.64	0.57	0.52	0.62	0.56
6	0.74	0.62	0.54	0.48	0.72	0.61	0.53	0.45	0.59	0.52	0.47	0.57	0.51
7	0.69	0.57	0.49	0.43	0.67	0.56	0.48	0.41	0.54	0.47	0.42	0.52	0.46
8	0.65	0.52	0.44	0.39	0.63	0.51	0.44	0.37	0.5	0.43	0.38	0.48	0.42
9	0.61	0.48	0.41	0.36	0.59	0.48	0.4	0.34	0.46	0.4	0.35	0.45	0.39
10	0.57	0.45	0.38	0.33	0.56	0.44	0.37	0.32	0.43	0.37	0.32	0.42	0.36

# Luminaire and Accessories

Use Item Number when ordering in North America

Luminaire	Item Number	Item 12NC
eW Cove QLX Powercore, 3500 K, 120 VAC, 60° x 90°, 1219 mm (48 in)	523-000108-54	912400137041
Accessories		
Leader Cable with Terminator, UL/cUL, 3 m (10 ft), White	108-000032-12	912400130572
Leader Cable with Terminator, CE/CCC, 3 m (10 ft), White	108-000032-13	912400130573
Jumper Cable, UL/cUL, 305 mm (1 ft), White	108-000033-06	910503700895
Jumper Cable, CE/CCC, 305 mm (1 ft), White	108-000033-08	910503700897
Wiring Compartment with Terminator, White	120-000076-01	912400130576
Mounting Track, 1 @ 1219 mm (4 ft), White	120-000125-00	910503701788
DM-1000 0-10 V ELV Dimmer	109-000036-00	912400135916



© 2022 Signify Holding. All rights reserved. Specifications are subject to change without notice.  
No representation or warranty as to the accuracy or completeness of the information included  
herein is given and any liability for any action in reliance thereon is disclaimed.

Color Kinetics  
[www.colorkinetics.com/global/products/essentialwhite/ewcoveqlxpc/](https://www.colorkinetics.com/global/products/essentialwhite/ewcoveqlxpc/)