

# PIR CORNER MOUNT OCCUPANCY SENSOR

## LMPX-100 SERIES

Passive infrared sensor with a choice of four coverage patterns

Component of Digital Lighting Management integrated control system

Quick access to Push n' Learn for system personalization



Digital sensor with LCD display and programming pushbuttons behind snap-down cover

IR transceiver for wireless configuration and remote control

Compact 2.4" x 3" sensor mounts easily on a wall or ceiling



### DESCRIPTION

The LMPX-100 Digital PIR Corner Mount Occupancy Sensor uses passive infrared (PIR) technology and one of four lenses to detect occupancy in different types of spaces for energy-efficient control of lighting and plug loads. It is a digital sensor, and is part of a Wattstopper Digital Lighting Management (DLM) system.

### OPERATION

The LMPX-100 operates on Class 2 power supplied to a DLM local network by one or more DLM room controllers. It works with the room controller(s) to turn loads on and off based on occupancy. Default operation is established by Plug n' Go, which automatically configures system components to maximize energy savings. Initially, all occupancy sensors control all loads on the same local network. Each LMPX-100 may be assigned to a specific load; load assignments and load parameters may be changed using Push n' Learn. The LMPX-100 may be reconfigured either using the pushbuttons and an LCD screen conveniently located behind a snap-down cover on the front of the sensor, or with a wireless configuration tool.

### DIGITAL SETTINGS & IR COMMUNICATIONS

The LMPX-100 includes a unique, easy-to-access, LCD screen that displays sensor parameters and simplifies changing those parameters. Time delay and sensitivity can be precisely adjusted and walk through mode can be activated. Changes are made at the sensor with easy-to-use pushbuttons, or via the LMCT-100-2 wireless configuration tool that communicates with the sensor using a bi-directional infrared (IR) signal. The LMPX-100 IR transceiver allows wireless system operation in addition to configuration. The LCD display also facilitates system personalization, showing load information when in Push n' Learn mode.

### APPLICATIONS

LMPX-100 sensors, with different lenses for different spaces, are ideal for large areas including large offices, computer rooms, kindergarten classrooms, aisle-ways, warehouses and open offices where coverage cut-off is desired. The sensors can detect walking motion throughout an area of approximately 2,000 square feet. The high density lens provides coverage of desktop activity for an area up to 1,000 square feet. The long range and aisle-way lenses detect motion approaching the sensor as far out as 85 to 90 feet and 55 to 60 feet, respectively.

### FEATURES

- Plug n' Go™ automatic configuration for quick installation and maximum energy savings
- Push n' Learn™ functionality for customization without the need for tools or a PC
- Digital Lighting Management components plug together on a free-topology Category 5e DLM local network
- Infrared (IR) transceiver for wireless configuration and control
- Detection Signature Processing eliminates false triggers and provides immunity to RFI and EMI
- Sensor coverage tested to NEMA Guide Publication WD 7-2000
- The product meets the materials restrictions of RoHS
- BAA/TAA-compliant models available

PROJECT

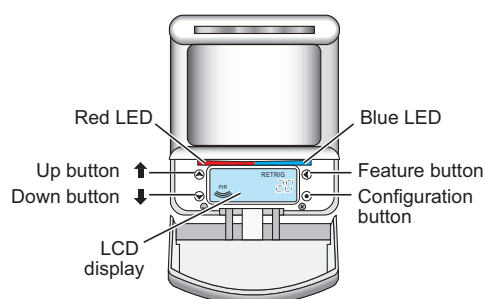
LOCATION/  
TYPE

## SPECIFICATIONS

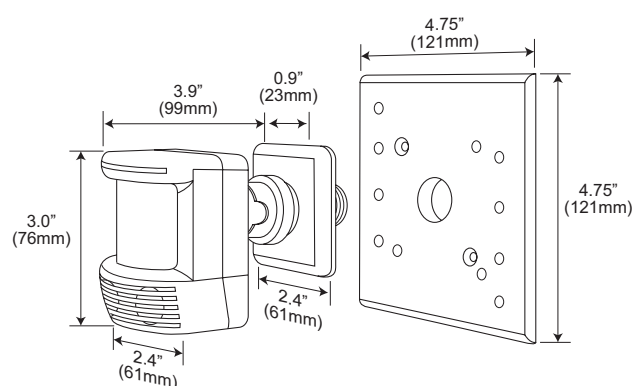
- Input voltage: 24VDC from DLM network
- Current consumption: 7mA
- DLM local network connection: 1 RJ45 port via RJ45 plug and coupler (included)
- LCD display and pushbuttons for setting sensor and system parameters
- Infrared (IR) transceiver
- Mounting Plate pre-drilled hole sizes: 1-Gang, 2-Gang, 3.5" Octagon, 4" Octagon, 4" Square, European Mount
- Operating conditions: for indoor use only; 32-104°F (0-40°C); 5-95% RH, non-condensing
- UL and cUL listed
- FCC part 15 compliant
- Five year warranty

## CONTROLS & DIMENSIONS

### Product Controls and Sensor Settings



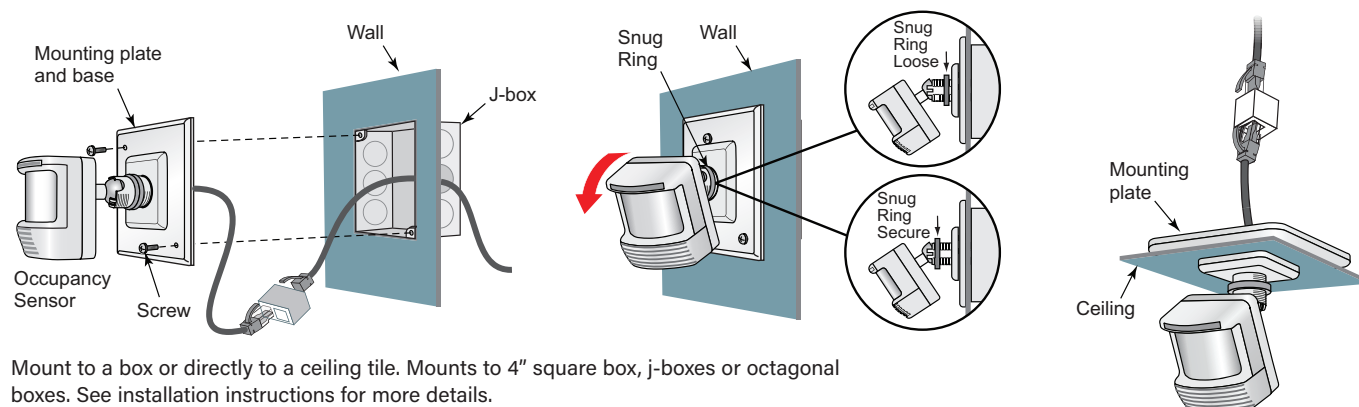
### Product Dimensions



Sensor Parameter	Available Options	Default Setting
Time Delay	1-30 min. (1 min. increments) /Override	20 minutes
Walk Thru	On/Off	Off
PIR Sensitivity	10-100% (10% increments)/Off	90%
Test Mode	Activate	Off

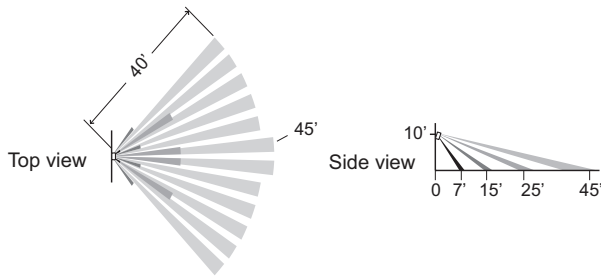
## MOUNTING & COVERAGE

### Mounting Options

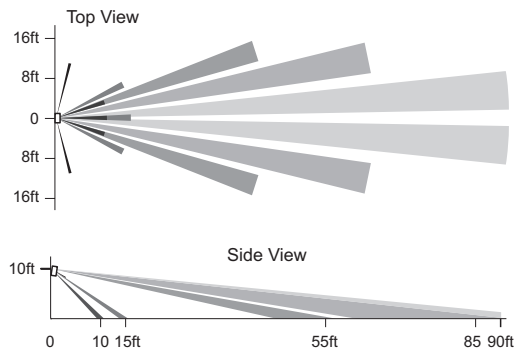


## Coverage Patterns

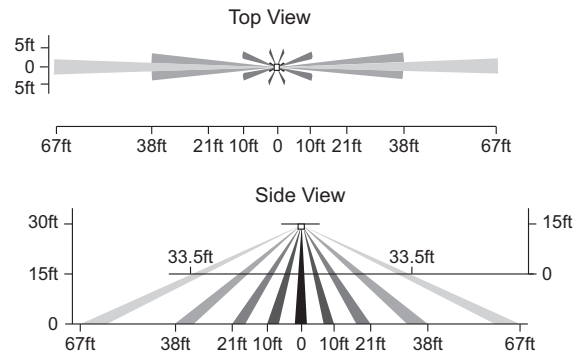
## LMPX-100, high density lens



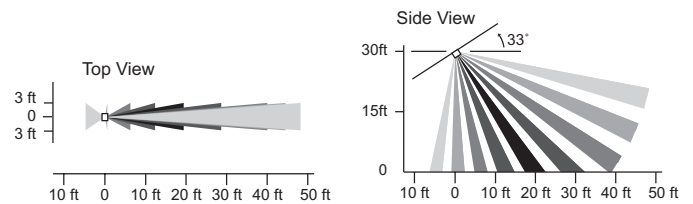
## LMPX-100-1, long range lens



## LMPX-100-3, 2-sided aisle lens

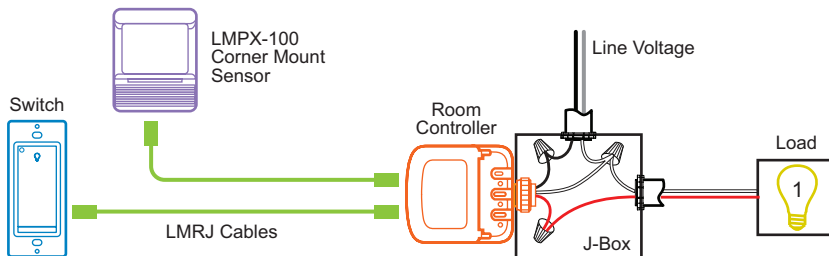


## LMPX-100-4, 1-sided aisle lens



## WIRING

## Sample Connection Diagram



Plug DLM local network components together in any configuration using Cat 5e cables with RJ45 connectors.

## ORDERING INFORMATION

Catalog #	Description
<input type="checkbox"/> LMPX-100	Digital PIR Corner Mount Occupancy Sensor, high density lens
<input type="checkbox"/> LMPX-100-U	Digital PIR Corner Mount Occupancy Sensor, high density lens, BAA/TAA compliant*
<input type="checkbox"/> LMPX-100-1	Digital PIR Corner Mount Occupancy Sensor, long range lens
<input type="checkbox"/> LMPX-100-1-U	Digital PIR Corner Mount Occupancy Sensor, long range lens, BAA/TAA compliant*
<input type="checkbox"/> LMPX-100-3	Digital PIR Corner Mount Occupancy Sensor, 2-sided aisle lens
<input type="checkbox"/> LMPX-100-3-U	Digital PIR Corner Mount Occupancy Sensor, 2-sided aisle lens, BAA/TAA compliant*
<input type="checkbox"/> LMPX-100-4	Digital PIR Corner Mount Occupancy Sensor, 1-sided aisle lens
<input type="checkbox"/> LMPX-100-4-U	Digital PIR Corner Mount Occupancy Sensor, 1-sided aisle lens, BAA/TAA compliant*
<input type="checkbox"/> LMCT-100-2	Digital Wireless Configuration Tool

\*Product is compliant with Buy American Act and Trade Agreement Act

27484r4 Rev 08/25