



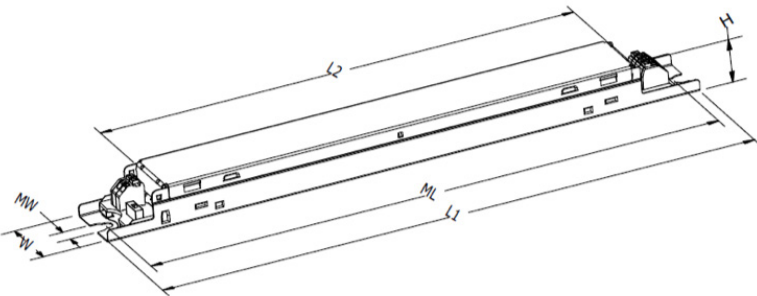
Advance CertaDrive X LED drivers are designed to meet basic lighting needs. These drivers are offered with specific voltage-current settings and are, thus, optimized with specifications that are appropriately suited for the application, making LED conversion affordable.

Specifications

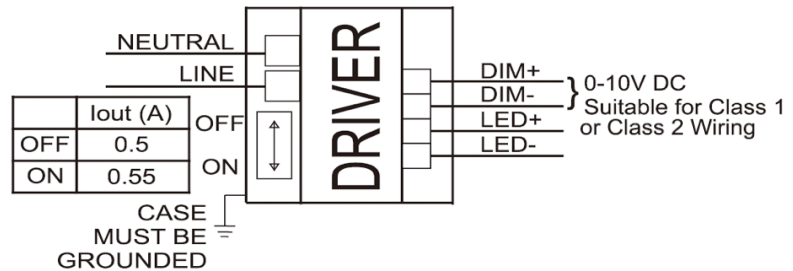
Input Volt. (Vac)	Output Power (W)	Output Volt. (V)	Output Current (A)	Efficiency@ Max. Load and 70°C Case (%)	Max. Case Temp. (°C)	Input Current (A)	Max. Input Power (W)	THD @ Max. Load (%)	Power Factor @ Max. Load	Surge Protection (Ring-Wave, KV)	Envir. Protection Rating	Dim	Dimming Range (with specified dimmers)
120	26	28-48	0.5/0.55A	85	T _{life} : 70°C T _{UL} : 80°C	0.26	31.1	<20%	>0.90	2.5	UL damp & dry	0-10V Analog	10% ~ 100%
277				87		0.11							

Enclosure

	In. (mm)
Case Length (S)	11.02 (280)
Case Width (W)	1.18 (30)
Case Height (H)	0.83 (21)
Mounting Length (M)	10.57 (268.6)
Overall Length (L)	11.02 (280)




Wiring Diagram



WARNING

Lead-wires are 18AWG 105C/600V solid copper. Install in accordance with national and local electrical code, USE 18AWG Solid and tinned stranded copper wires.



Intertek
Class P
Conforms to UL STD 8750
Certified to CAN/CSA STD C22.2 No. 250.13



CertaDrive X CI026C055V048CDX1

26W 0.5–0.55A 48V 0–10V 120–277V

Features

- 50,000+ hour lifetime¹
- Excellent thermal performance
- High power factor & low THD²

Benefits

- Enables long life luminaire designs
- Allows operability in indoor (low-bay) ambient conditions
- Suitable for commercial indoor applications

Application

- Indoor linear troffers, pendants
- Office areas
- Retail centers
- Educational facilities

Electrical Specifications

All the specifications are typical and at 25°C Tcase unless specified otherwise.

Product Data

Order Information	
Full Product Code	CI026C055V048CDX1 (Mid-Pack, 18pcs/Box) 12NC:929001791513
Line Frequency	50/60Hz
Min. Mains Voltage Operational	108 Vac
Max. Mains Voltage Operational	305 Vac
Output Information	
Maximum Open Circuit Voltage	60Vdc, Class 2 output
Output Current Ripple (ripple = peak to average / average)	30% max @ max Iout
Output Current Tolerance (at maximum output current)	< 8% ²
Protected	Short Circuit protection
Over Voltage Protection	52V+/-4V Hiccup mode protection
Features	
0–10V Dimming	See dim curve for detail.
Environment & Approbation	
Operating Ambient Temp. Range	-20°C to +40°C
Max Case Temperature (Tcase)	80°C, Tcase Life: 70°C
Agency Approbations	UL 8750, UL 1310, CSA 250.13, Class P (UL, CSA, ETL)
Electromagnetic Compliance	FCC 47 Part 15 Class A @277V input, Class B @120V input
Audible Noise	<20dB Class A
Weight	0.390Lbs / 0.177kgs

1. Advance CertaDrive LED drivers are manufactured to engineering standards correlating to a designed and average life expectancy of 35,000 hours of operation at maximum rated case temperature. Minimum 90% survivals based on MTBF modeling.
2. Note: power factor (PF) and total harmonic distortion (THD) may deviate under adverse mains voltage conditions outside nominal operation. Output current (Iout) variation includes effects of line and load regulation, temperature variation and component tolerances.

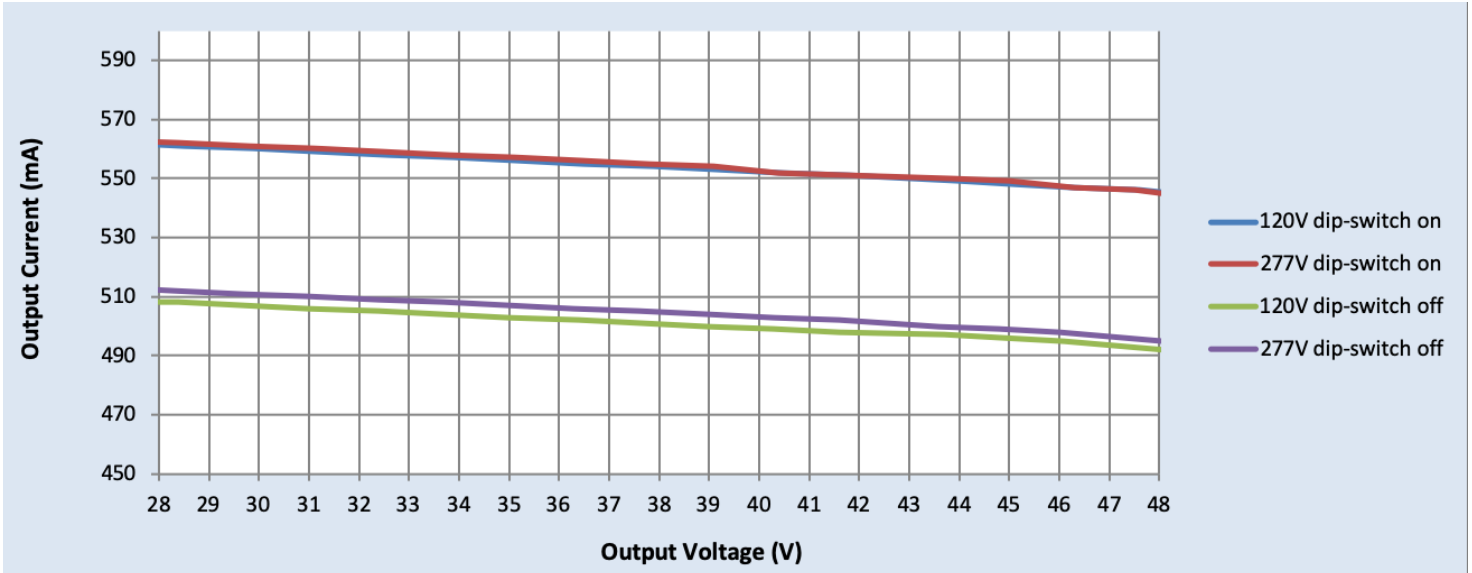
CertaDrive X CI026C055V048CDX1

26W 0.5-0.55A 48V 0-10V 120-277V

Electrical Specifications

All the specifications are typical and at 25°C Tcase unless specified otherwise.

Iout Vs. Vout



When designing LED board, please consider LED voltage increases due to cold temperature, forward voltage tolerance and aging to make sure LED voltage is always below 48V. Recommended typical LED voltage at room temperature 43V or below.

CertaDrive X CI026C055V048CDX1

26W 0.5-0.55A 48V 0-10V 120-277V

Electrical Specifications

All the specifications are typical and at 25°C Tcase unless specified otherwise.

0-10V Dimming Curve

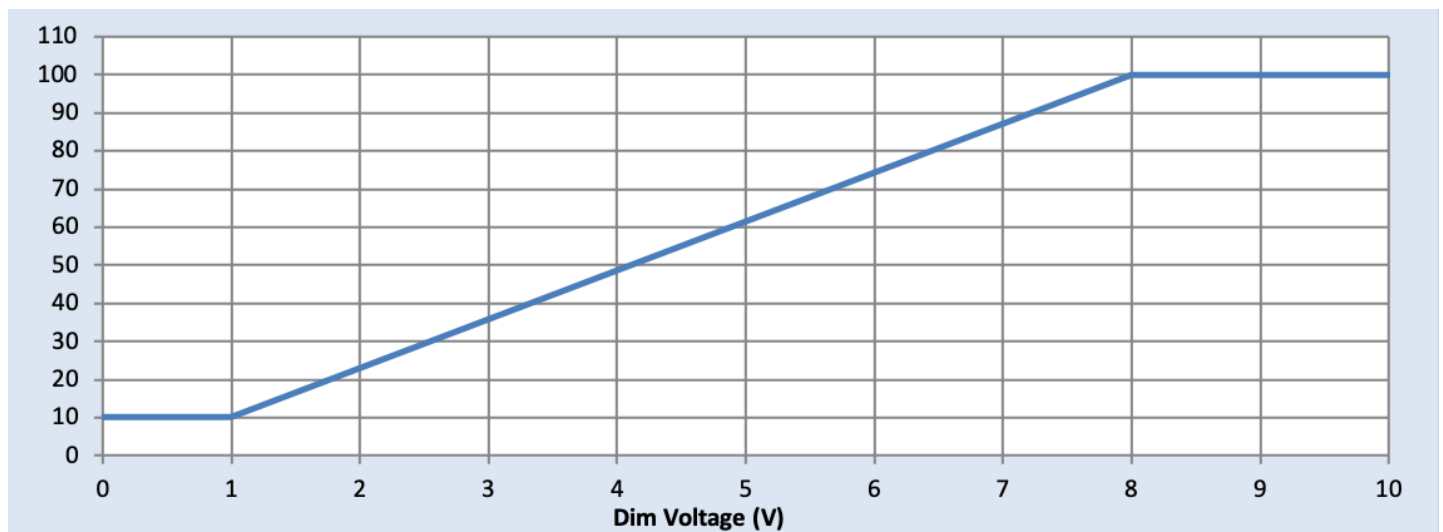
Dimming source current from the driver: 200µA (@ 0<Vdim<8V)

Minimum dim level: 10% of Iout

Maximum output voltage on the dimming wires: 12V

Approved Dimmer List

Manufacturer	Manufacturer Part Number
Lutron	Visit www.lutron.com
Leviton	IllumaTech IP7 series
Philips	Sunrise - SR1200ZTUNV



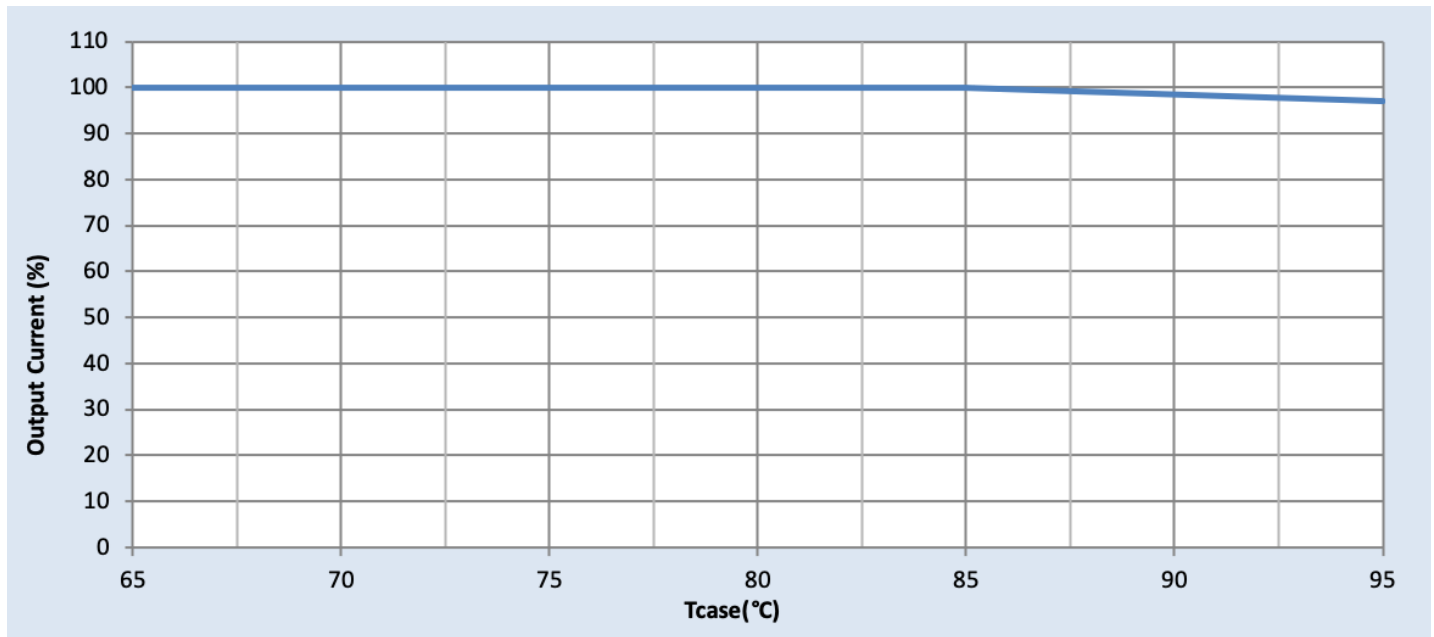
CertaDrive X CI026C055V048CDX1

26W 0.5-0.55A 48V 0-10V 120-277V

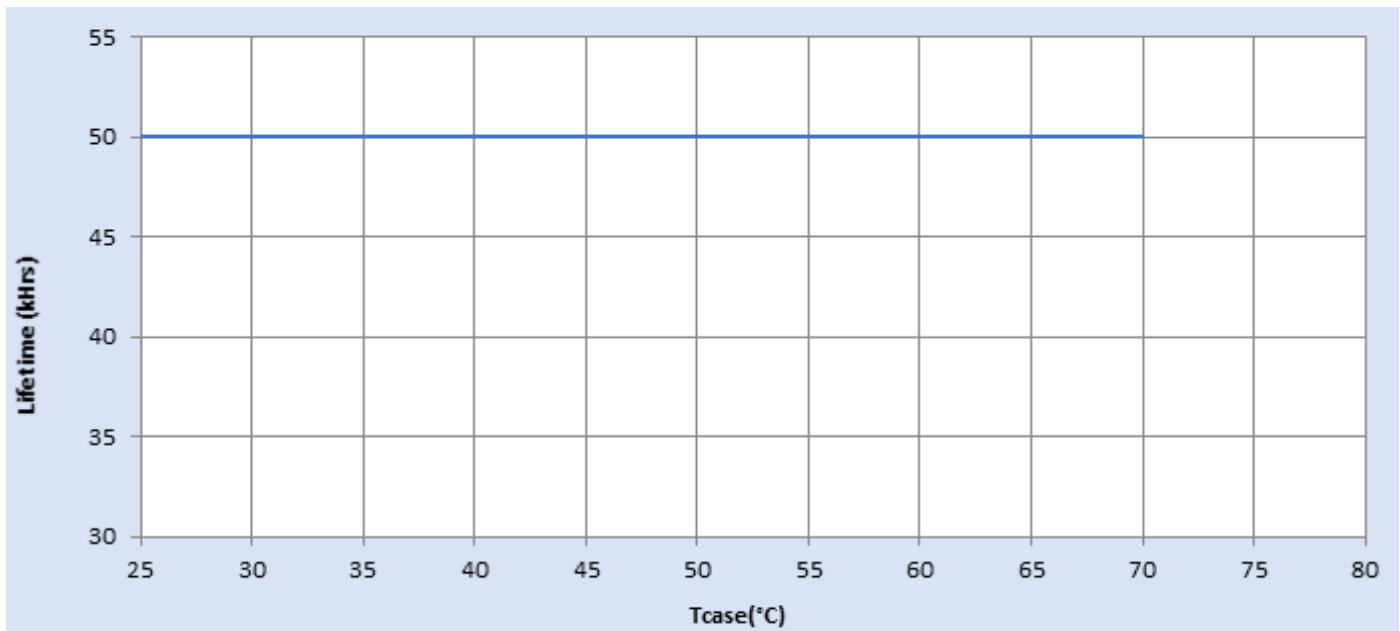
Electrical Specifications

All the specifications are typical and at 25°C Tcase unless specified otherwise.

Output Current Vs. Driver Case Temperature



Driver Lifetime vs. Driver Case Temperature



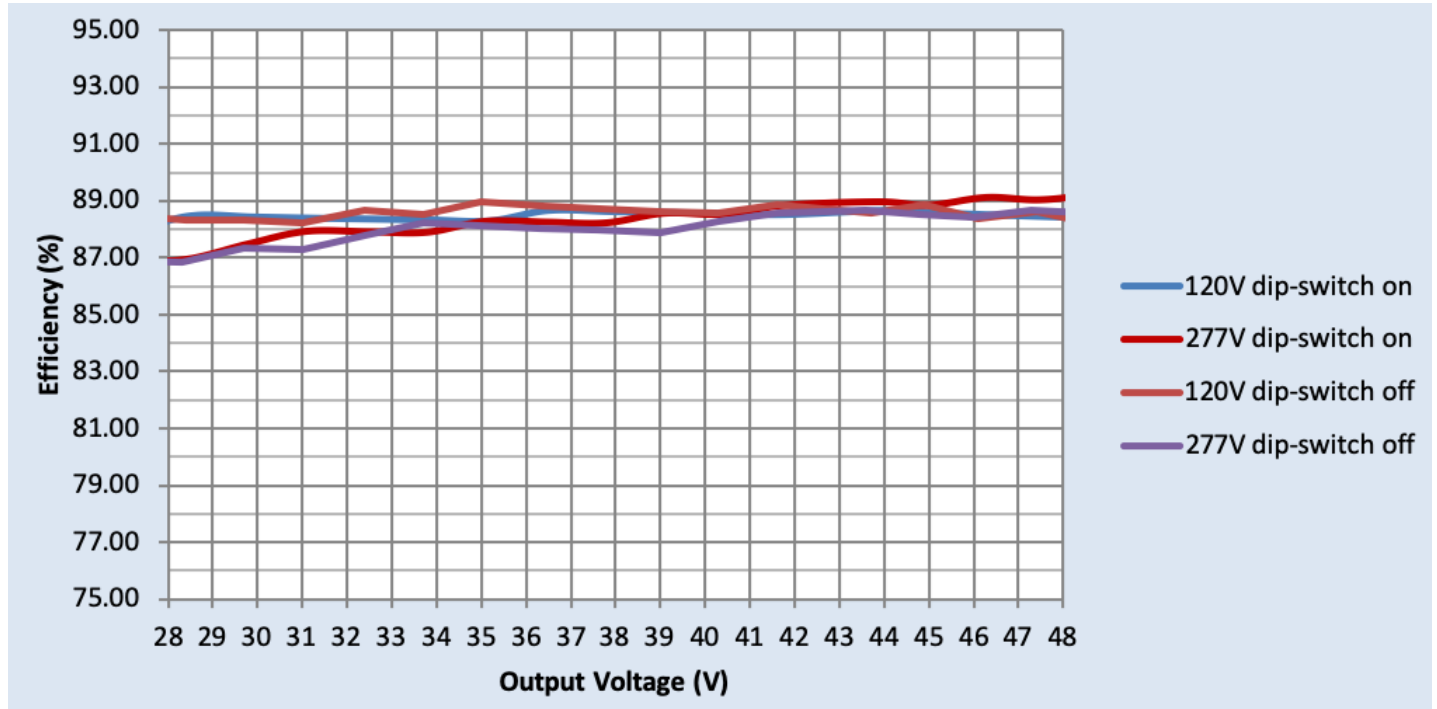
CertaDrive X CI026C055V048CDX1

26W 0.5-0.55A 48V 0-10V 120-277V

Performance Characteristics

Based on measurements on a typical sample at 70°C case. The accuracy of the measurements is within the tolerance of the measurement instruments.

Efficiency Vs. Output Voltage



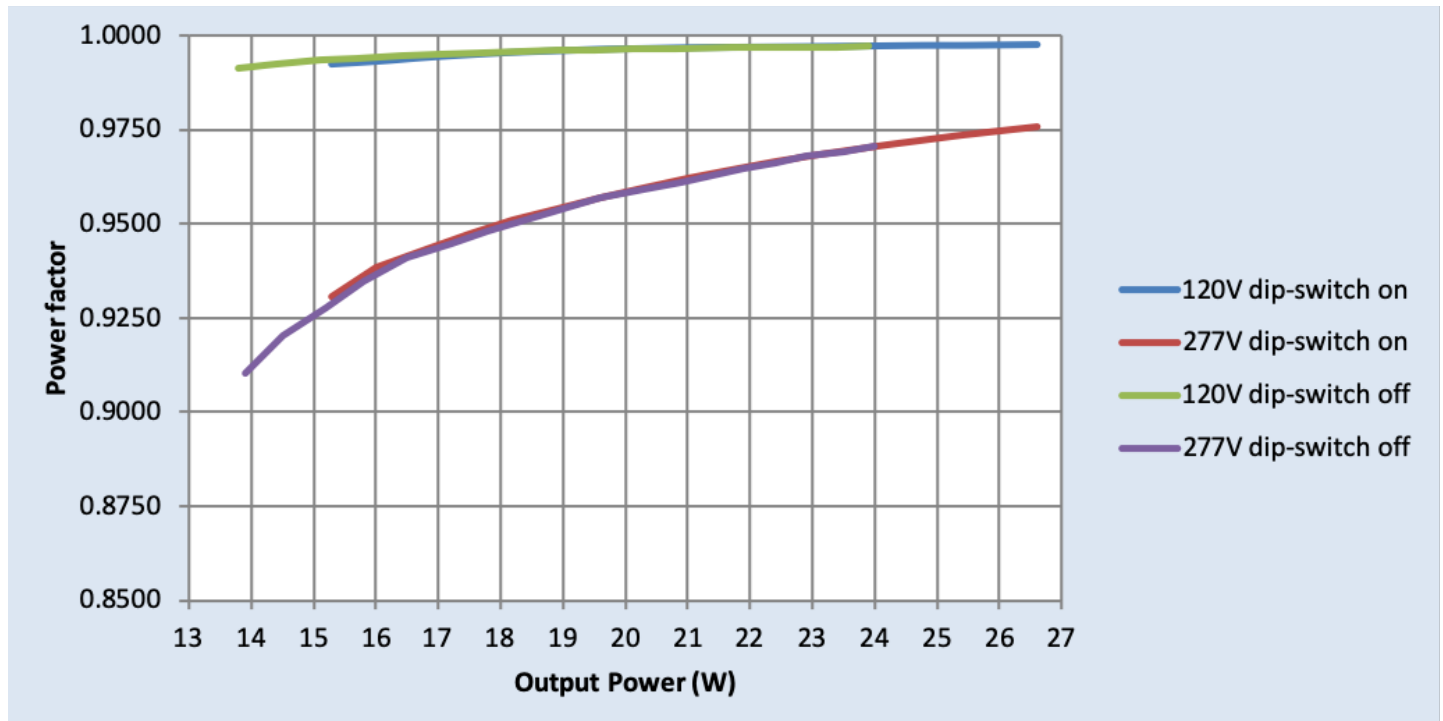
CertaDrive X CI026C055V048CDX1

26W 0.5-0.55A 48V 0-10V 120-277V

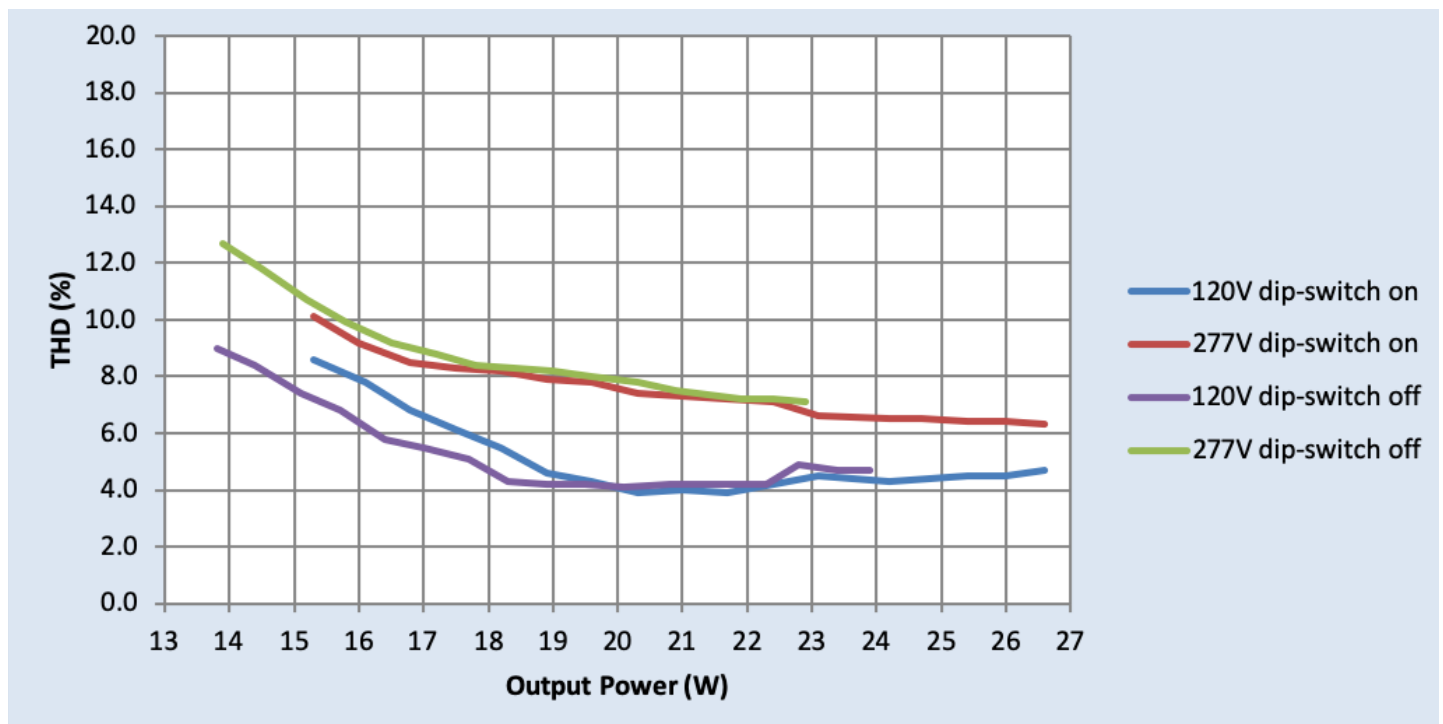
Performance Characteristics

Based on measurements on a typical sample at 70°C case. The accuracy of the measurements is within the tolerance of the measurement instruments.

Power Factor Vs. Output Power



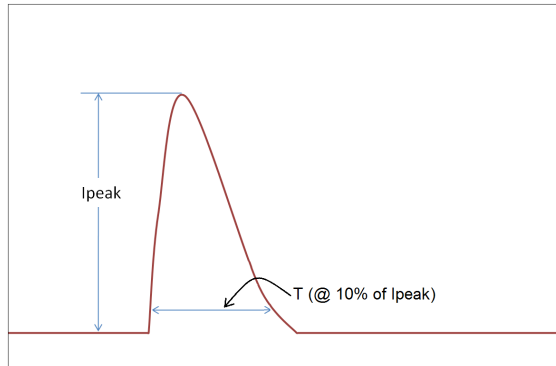
Total Harmonic Distortion (THD) Vs. Output Power



CertaDrive X CI026C055V048CDX1

26W 0.5-0.55A 48V 0-10V 120-277V

Inrush Current Info



Vin	Ipeak	T (@ 10% of Ipeak)
120 Vrms	8.8A	4.7µS
277 Vrms	20.9A	4.7µS

Inrush current is measured at peak of the corresponding line voltage. Source impedance per NEMA 410.

Lightning Surge Info

ANSI Surge Type	Differential Mode (L-N)	Common Mode (L-G, N-G, L&N-G)
100 kHz Ring Wave (w/t 30Ω)	2.5kV	2.5kV

Isolation

Isolation	Input	Output	0-10V	Enclosure
Input	-	2xU+1kV	2xU+1kV	2xU+1kV
Output	2xU+1kV	-	2xU+1kV	500V
0-10V	2xU+1kV	2xU+1kV	-	2xU+1kV
Enclosure	2xU+1kV	500V	2xU+1kV	-

U = Max input voltage

The information presented in this document is not intended as any commercial offer and does not form part of any quotation or contract.

