

PureStyle Compact Powercore

Date:

Type:

Firm Name:

Project:

IntelliHue, 100° x 100° (Native beam), High Power, 305 mm (12 in)

Premium interior concealed compact linear luminaire with intelligent white and color light

Innovative PureStyle Compact Powercore luminaires bring lighting professionals high output in a compact, easily concealed luminaire. PureStyle Compact delivers exceptionally high-quality light for a wide range of interior applications from cove to wall-washing to backlighting and beyond. Here are just some of the powerful advantages that PureStyle brings to lighting professionals and their clients.



- **Unbeatable Performance**—Major innovations, including a unique optical cluster, enable PureStyle Compact to deliver up to 96 CRI, lumen outputs of up to 480 lm, and color temperatures that range from 2000 K to 10000 K – delivering bright, smooth light.
 - **Innovative Design** — With its compact size and color mixing directly out of the luminaire, PureStyle Compact can excel in areas where traditional linear luminaires are impractical. It's available in 305 mm (1 ft) and 1219 mm (4 ft) plastic housings, in a standard wide beam (100° x 100°), with an optional beam narrowing accessory (60° x 90°). Interlocking connectors ensure end-to-end installation without visible light scalloping between luminaires – just pure, seamless light.
 - **Superior Color Consistency** — Optibin, our proprietary binning optimization process, guarantees uniformity and consistency of hue across LEDs, luminaires, and manufacturing runs.
 - **White and Color Light** — PureStyle Compact combines tunable white and dynamic color light in one innovative, high-performance luminaire that's easy to install and control.
 - **High R9 Values** — PureStyle Compact delivers R9 values that can reach up to 87.
 - **Industry-Leading Controls** — PureStyle Compact luminaires work seamlessly with the complete Color Kinetics line of controllers, including iPlayer 3, Light System Manager, and ColorDial Pro – as well as third-party controllers.
 - **Higher Efficiency, Lower Cost** — All PureStyle Compact luminaires integrate Powercore technology, which controls power output to luminaires directly from line voltage – rapidly, efficiently, and accurately. The Color Kinetics Data Enabler Pro merges line voltage with control, and delivers them to the luminaire over a single standard cable – simplifying installation dramatically and lowering total system cost.
 - **Easy Installation** — PureStyle Compact luminaires accept power input of 100 to 277 VAC for consistent installation anywhere in the world. Powercore allows long runs and eliminates the need for special wiring and external power supplies. For example, special connectors enable PureStyle luminaires to be connected directly (using jumper cables) with leader cables or with the terminator.
 - **Versatile Accessory Options** – A range of accessories are available for PureStyle Compact. The masking plate can be coupled with a bridge, allowing it to be installed in line or even around corners without spill light. Constant torque 90° rotatable hinges are easily reversible allowing 180° of rotation, simple and consistent position control, and mounting flexibility. A glare-reducing lens is available to narrow the native beam to 60° x 90°. The wiring compartment, mounting track, and leader and jumper cables are all shared with the original PureStyle luminaires for ease of installation.
- For detailed product information, please refer to the PureStyle Compact Product Guide at www.colorkinetics.com/global/products/intellihue/purestyle-compact-intellihue/

Specifications

Due to continuous improvements and innovations, specifications may change without notice.

Output

Beam Angle	100° x 100°
Lumens 2700 K †	459
Lumens 3000 K *	451
Lumens 3500 K *	446
Lumens 4000 K *	480
Lumens 5000 K *	433
Lumens 6500 K *	460
Lumens per channel *	R 159 / G 352 / B 110 / W 404
Efficacy (lm/W) 4000 K	75.9
CRI 4000 K	96

Electrical

Input Voltage	100 to 277 VAC, auto-ranging, 50/60 Hz
Power Consumption	7.5 W
(Maximum at full output, steady state)	
Power Factor	0.98 @ 120 VAC
Surge Limits ¶	1 kV maximum differential (L to N) 2 kV maximum common (L to Gnd or N to Gnd)
For additional Surge Protection Requirements for LED Lighting Systems, please refer to www.colorkinetics.com/KB/surge-protection .	

Control

Interface	Data Enabler Pro (DMX or Ethernet)
Control Channels	4 channels per 1 ft section
For additional Control Channel information, please refer to https://colorkinetics.helpdocs.io/article/fv5rkvclq .	

Control System

Color Kinetics full range of controllers, including iPlayer 3, iPlayer 4, Antumbra iColor Keypad, and ColorDial Pro, or third-party controllers

Remote Monitoring & Management Works with Interact Landmark

Lumen Maintenance

Threshold§	Ambient Temperature	Reported ¶¶	Calculated ¶¶
L ₉₀	25 °C	41,766	41,766
	50 °C	14,952	14,952
L ₈₀	25 °C	> 42,000	96,008
	50 °C	32,472	32,472
L ₇₀	25 °C	> 42,000	> 100,000
	50 °C	> 42,000	52,334
L ₅₀	25 °C	> 42,000	> 100,000
	50 °C	> 42,000	> 100,000

* Correlated color temperature (CCT) complies with ANSI C78.377-2008 for the chromaticity of solid state lighting products.

† Lumen measurement complies with IES LM-79-08 testing procedures.

§ L_{xx} = 50% lumen maintenance (when light output drops below 50% of initial output). All values are given at B10, or the median value where 90% of the LED population is better than the reported or calculated lumen maintenance measurement.

¶ Minimum surge limits per IEC 61547, tested in accordance with IEC 61000-4-5.

¶¶ Lumen maintenance figures are based on lifetime prediction graphs supplied by LED source manufacturers. Whenever possible, figures use measurements that comply with IES LM-80-08 testing procedures. In accordance with TM-21-11, Reported values represent the interpolated value based on six times the LM-80-08 total test duration (in hours). Calculated values represent time durations that exceed six times the total test duration.

Physical

Dimensions	37.5 x 305 x 37 mm (1.48 x 12 x 1.46 in)
(Height x Width x Depth)	
Weight	0.24 kg (0.53 kg)
Housing Material	White polycarbonate
Lens	Polycarbonate
Luminaire Connections	Integral male/female connectors

Temperature Ranges

-20 to 50 °C (-4 to 122 °F) Operating
-20 to 50 °C (-4 to 122 °F) Startup
-40 to 80 °C (-40 to 176 °F) Storage

Humidity 0 to 95%, non-condensing

Thermal Protection enabled

For additional Thermal Protection information, please refer to <https://colorkinetics.helpdocs.io/article/sh301ducix>

Luminaire Run Lengths

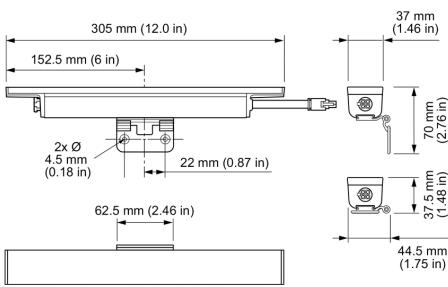
To calculate luminaire run lengths and total power consumption for your specific installation, download the Configuration Calculator from www.colorkinetics.com/support/install_tool/

Certification and Safety

Approbation	UL/cUL, FCC Class B, CE, PSE, RCM, CCC, BIS, EAC, UA
Environment	Dry/Damp Location, IP20
For additional Energy Efficiency Class Information, please refer to https://colorkinetics.helpdocs.io/article/cviis2p8qq .	



Dimensions



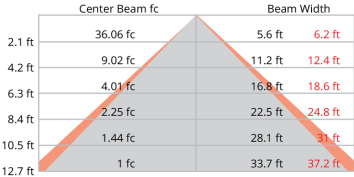
Photometrics High Power, 4000 K, 100° x 100°, 305 mm (12 in)

Photometric data is based on full hemisphere testing to IES standards.

Beam Angle	100° x 100°
LED	4000 K
Lumens	480.0
Efficacy (lm/W) 4000 K	75.9



Illuminance at Distance



Zonal Lumen

Zone	Lumens	% Luminaire
0-30	123.3	25.70%
0-40	200.5	41.80%
0-60	350.9	73.10%
60-90	100.9	21%
70-100	51.7	10.80%
90-120	17.2	3.60%
0-90	451.8	94.10%
90-180	28.1	5.90%
0-180	479.9	100%

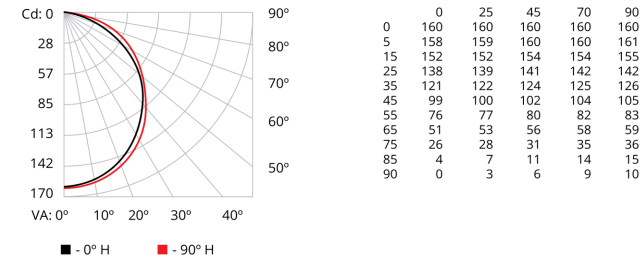
12.6 ft (3.8 m)
1 fc maximum distance
Vert. Spread: 106.2°
Horiz. Spread: 111.5°

For lux multiply fc by 10.7

Coefficients of Utilization – Zonal Cavity Method

RCC %:		80		70		50		30		10		0	
RW %:		70	50	30	0	70	50	30	0	70	50	30	0
RCR:		0	1	2	3	4	5	6	7	8	9	10	11
Effective Floor Cavity Reflectance: 20%													
0	1.18	1.18	1.18	1.18	1.14	1.14	1.14	0.94	1.08	1.08	1.08	1.02	1.02
1	1.07	1.02	0.98	0.94	1.04	0.99	0.95	0.79	0.94	0.91	0.88	0.89	0.86
2	0.97	0.89	0.82	0.76	0.94	0.86	0.8	0.66	0.82	0.77	0.72	0.78	0.73
3	0.89	0.78	0.7	0.63	0.86	0.76	0.68	0.56	0.72	0.66	0.6	0.69	0.63
4	0.81	0.69	0.6	0.53	0.78	0.67	0.59	0.48	0.64	0.57	0.51	0.61	0.55
5	0.75	0.62	0.53	0.46	0.72	0.6	0.52	0.42	0.57	0.5	0.44	0.55	0.48
6	0.69	0.55	0.47	0.4	0.66	0.54	0.46	0.37	0.52	0.44	0.39	0.5	0.43
7	0.64	0.5	0.42	0.35	0.62	0.49	0.41	0.33	0.47	0.4	0.34	0.45	0.39
8	0.59	0.46	0.37	0.32	0.57	0.45	0.37	0.29	0.43	0.36	0.31	0.41	0.35
9	0.55	0.42	0.34	0.28	0.54	0.41	0.33	0.27	0.4	0.33	0.28	0.38	0.32
10	0.52	0.39	0.31	0.26	0.5	0.38	0.31	0.24	0.37	0.3	0.25	0.35	0.29

Polar Candela Distribution



Luminaire and Accessories

Use Item Number when ordering in North America

Luminaire	Item Number	Item 12NC
PureStyle Compact Powercore, IntelliHue, 100° x 100°, High Power, 305 mm (12 in)	123-000027-00	912400136908
Accessories		
Leader Cable, UL, 3 m (10 ft)	108-000065-00	912400133637
Leader Cable, CE/CCC, 3 m (10 ft)	108-000065-01	912400133638
Jumper Cable, UL, 305 mm (1 ft)	108-000066-00	912400133639
Jumper Cable, CE/CCC, 305 mm (1 ft)	108-000066-01	912400133640
Mounting Track, White	120-000194-00	912400133643
Wiring Compartment, UL	120-000191-00	912400133644
PureStyle & PureStyle Compact Masking Plate, 305 mm (1 ft)	120-000213-01	912400136912
Glare-reducing lens	120-000214-01	912400136915
Power Supplies		
Data Enabler Pro, 3/4 in / 1/2 in NPT (U.S. trade size conduit)	106-000004-00	910503701210
Data Enabler Pro, PG21/PG13 (metric size conduit)	106-000004-01	910503701211

