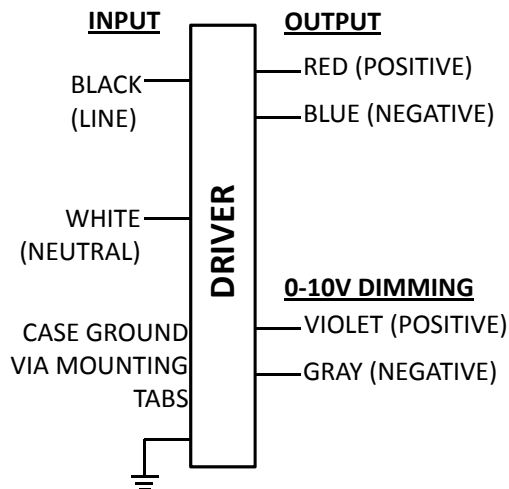


Product Overview

Input Voltage (Vac)	Output Power (W)	Output Voltage Range (V)	Output Current (A)	Efficiency@ Max Load and 70°C Case	Max Case Temp. (°C)	Input Current (Arms)	Max. Input Power (W)	Inrush Current (Apk/50%-µs)	THD @ Max Load (%)	Power Factor @ Max Load	Surge Protection Common/Diff (KV)	Weight (Lbs/kgs)	Envir. Protection Rating
120	75	71 - 143	0.53	90.5	80 °C	0.69	85	41 / 100	<10%	>0.95	4/4	1.53/ 0.7	UL damp and dry
277				92		0.29		90 / 100	<15%	>0.9			

Wire Diagram



Product Data:

Input and output use lead-wires.
Lead-wires are 18AWG 105C/600V solid copper per UL1452.
Lead Length outside enclosure: 270 mm (±30mm) on all wires

Dimming	Dimming Range	Minimum Output Current (A)	Other Comments
0-10V Analog Class 1 or 2 Wiring Shutdown= Yes (see specification)	10% ~ 100%	0.053	Dimming source current: 150 µA (±3%)

Enclosure



	in. (mm)
Case Length	5.52 (138)
Case Width	2.35 (59.1)
Case Height	1.52 (38)
Mounting Length	6.12 (153)
Mounting Width	1.7 (42.9)
Overall Length	6.72 (168)

Xitanium XI075C053V140CNY1M

75W 0.53A INT-Y 0-10V sXt

Electrical Specifications

All the specifications are typical and at 25°C Tcase unless specified otherwise.

XI075C053V140CNY1M	
Brand Name	XITANIUM
Description	Xitanium 75W 0.53A INT-Y 0-10V sXt
Input Voltage	120 ~ 277V
Input Freq.	50/60Hz
RoHS	Yes
Status	Released

Order code	XI075C053V140CNY1M
Full product code	XI075C053V140CNY1M
Full product name	XITANIUM 75W 0.53A INT-Y 0-10V SXT
Line Voltage	120-277Vac rms
Line Current	0.69A @ 120V, 0.29A @ 277V
Line Frequency	50/60Hz
Min. Mains voltage operational	108 V [min]
Max. Mains voltage operational	305V [max]
THD (total)	Refer to graph
Power Factor (PF)	Refer to graph
Inrush Current	Per NEMA 410
Input Over-voltage	Can survive input over-voltage stress of 320VAC for 48 hours and 350VAC for 2 hours
Lightning Surge Protection	Per IEEE C62.41.2 2002 (4KV, 1.2/50 μ s.8/20 μ s Combination Wave with 2 Ohms source impedance, L-N, L-PE, N-PE)
Output voltage range	71V to 143Vdc
Maximum open circuit voltage	146.5V (\pm 5%)
Output Current Ripple (ripple = peak to peak / average)	30% max @ max lout and max Vout Low frequency (\leq 120 Hz) content <5%
Protections	Short Circuit and Open Circuit Protection for LED + and LED-
Ambient Temp Range	-40C to +55C
Max Case Temperature (Tcase)	80C
Encapsulation	Yes, Fully potted
Interfaces	0-10V Dimming
AOC (Adjustable Output Current)	N/A
MTP (Module Temperature Protection)	N/A
0-10V Dimming Specifications	150 μ A \pm 3% source current from driver, Vdim > 14.5V to shutdown driver. See dim curve for detail.
Standby power	< 0.4W
Environmental Protection Rating	UL damp and dry
Life @ Tcase 70C	refer to graph below
Life @ Tcase 80C	refer to graph below
Agency Approbations	UL879, UL1012, UL935, (cRUs/CSA)
Electromagnetic Compliance	FCC Title 47 Part 15 Class A
Isolation	Refer to table

Revised 11/20/2012

Xitanium XI075C053V140CNY1M

75W 0.53A INT-Y 0-10V sXt

Electrical Specifications

All the specifications are typical and at 25°C Tcase unless specified otherwise.

XI075C053V140CNY1M	
Brand Name	XITANIUM
Description	Xitanium 75W 0.53A INT-Y 0-10V sXt
Input Voltage	120 ~ 277V
Input Freq.	50/60Hz
RoHS	Yes
Status	Released

0-10V Dimming Curve:

Dimming source current from the driver: 150 μ A (\pm 3%) (@ 0<Vdim<8V)

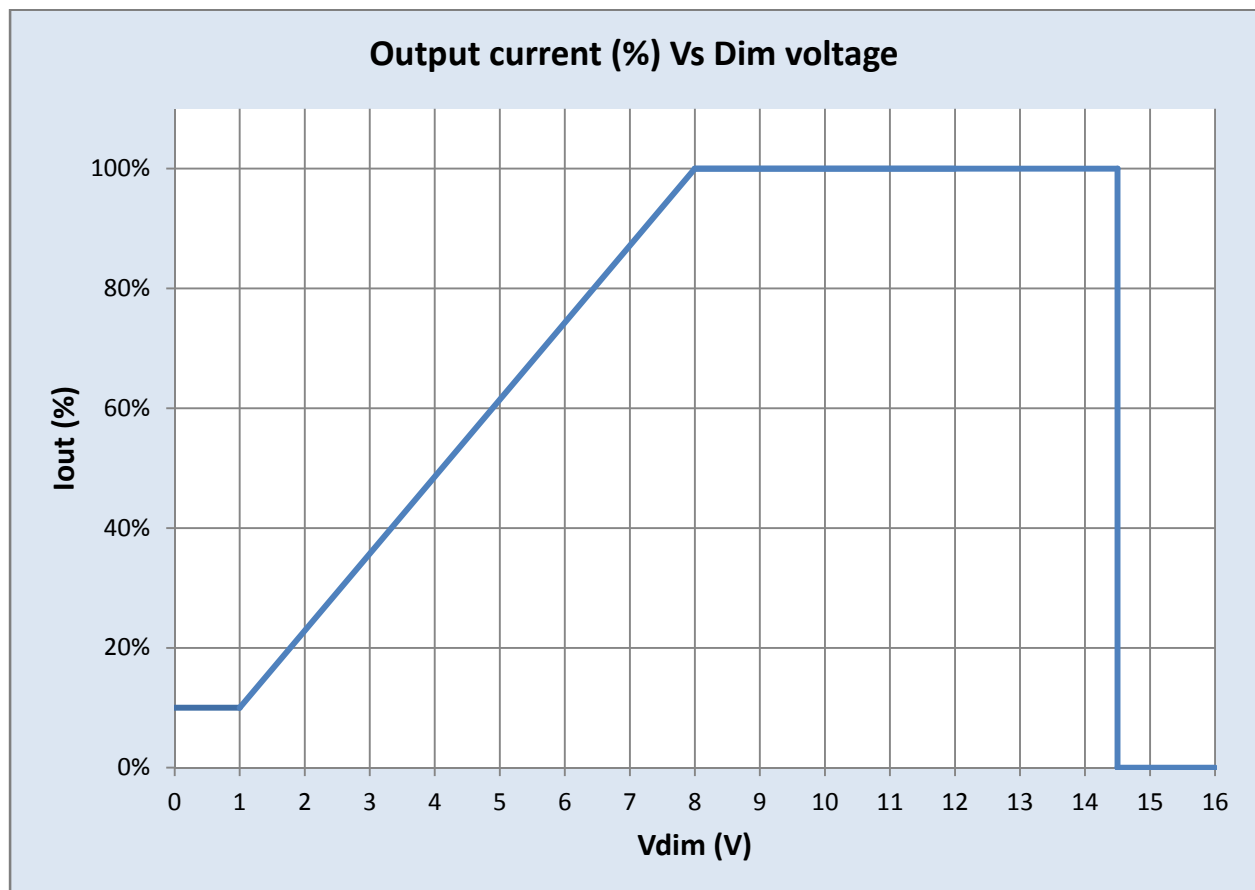
LED Current Tolerance at 530mA \leq 5% over temperature and component variations and \leq 10% at any dim level.

Minimum Dim Level: 10% of Iout (minimum 35mA)

Guaranteed Shutdown driver with Vdim>14.5V

Typ. sink current: 3mA (4mA Max) at 16V dim

Guaranteed no shutdown driver with Vdim<12V



Revised 11/20/2012

Xitanium XI075C053V140CNY1M

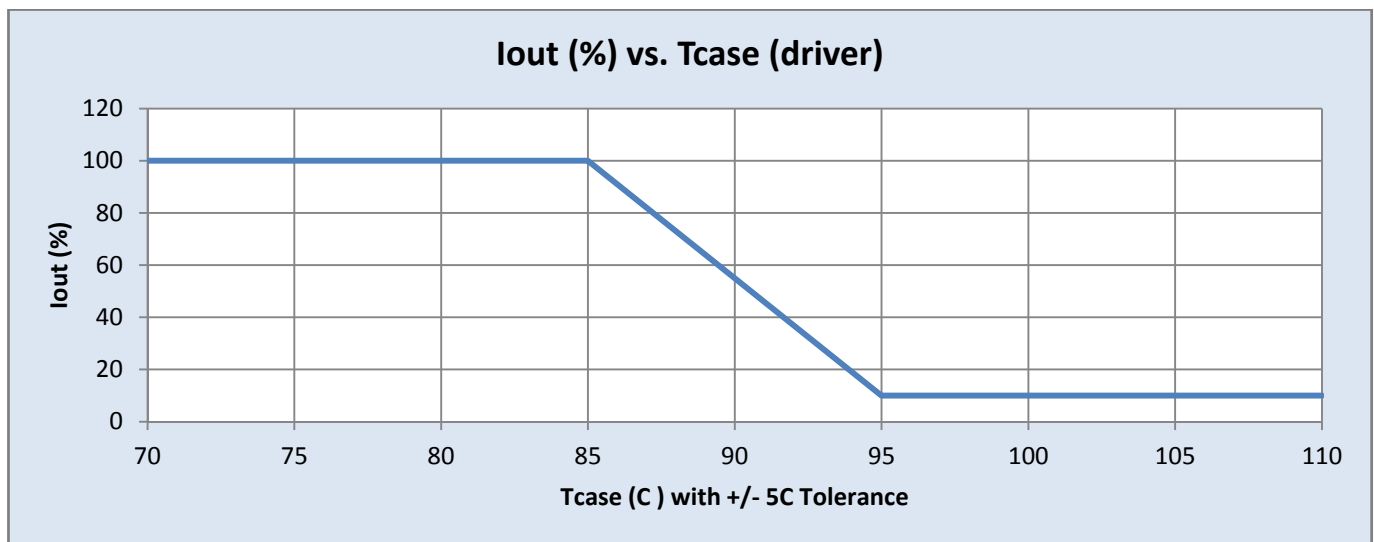
75W 0.53A INT-Y 0-10V sXt

Electrical Specifications

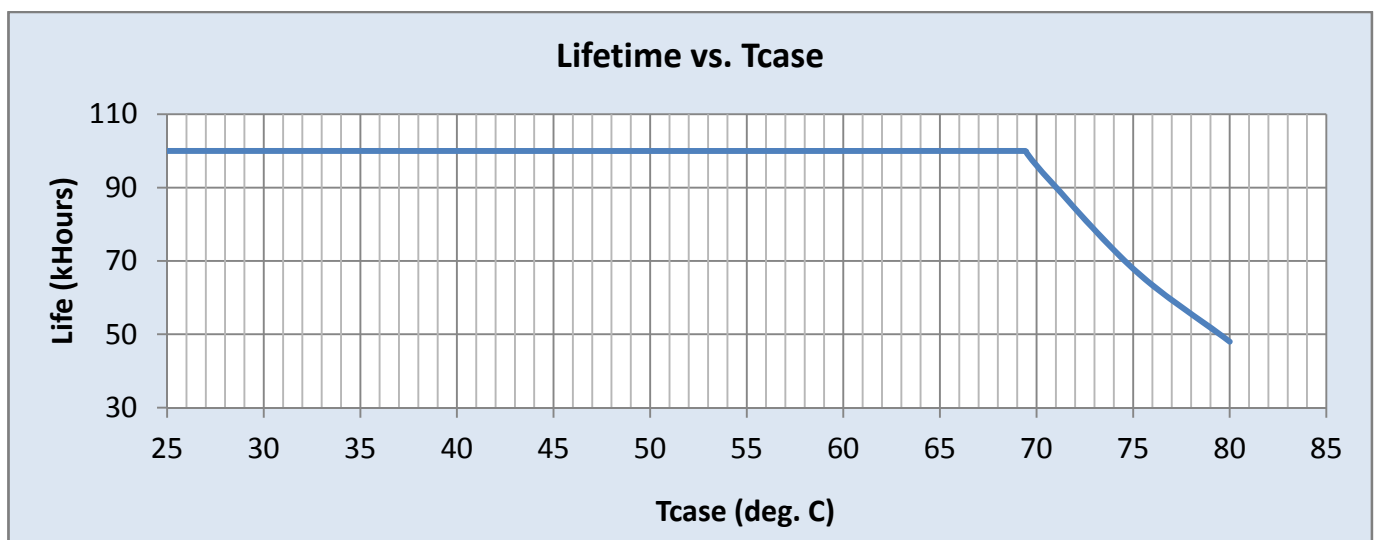
All the specifications are typical and at 25°C Tcase unless specified otherwise.

XI075C053V140CNY1M	
Brand Name	XITANIUM
Description	Xitanium 75W 0.53A INT-Y 0-10V sXt
Input Voltage	120 ~ 277V
Input Freq.	50/60Hz
RoHS	Yes
Status	Released

Iout vs. Tcase of Driver:



Lifetime vs. Tcase of Driver:



Revised 11/20/2012

Xitanium XI075C053V140CNY1M

75W 0.53A INT-Y 0-10V sXt

Electrical Specifications

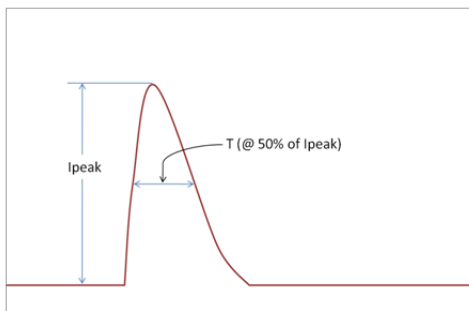
All the specifications are typical and at 25°C Tcase unless specified otherwise.

XI075C053V140CNY1M	
Brand Name	XITANIUM
Description	Xitanium 75W 0.53A INT-Y 0-10V sXt
Input Voltage	120 ~ 277V
Input Freq.	50/60Hz
RoHS	Yes
Status	Released

Failure Rate based upon field call rate data:

- <0.01% per 1 kHr @ ≤ Tcase 70 C

Inrush Current Info:



V _{in}	I _{peak}	T (@ 50% of I _{peak})
120 Vrms	41 A	100 μs
277 Vrms	90 A	100 μs

Inrush current is measured at peak of the corresponding line voltage, source impedance per NEMA 410.

Revised 11/20/2012

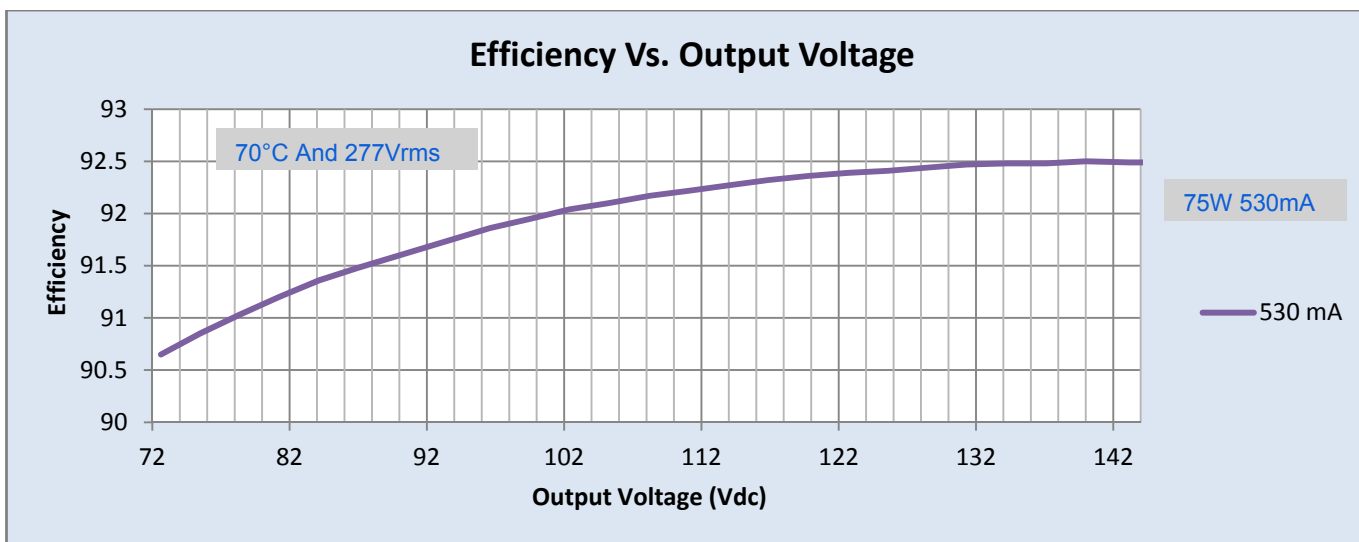
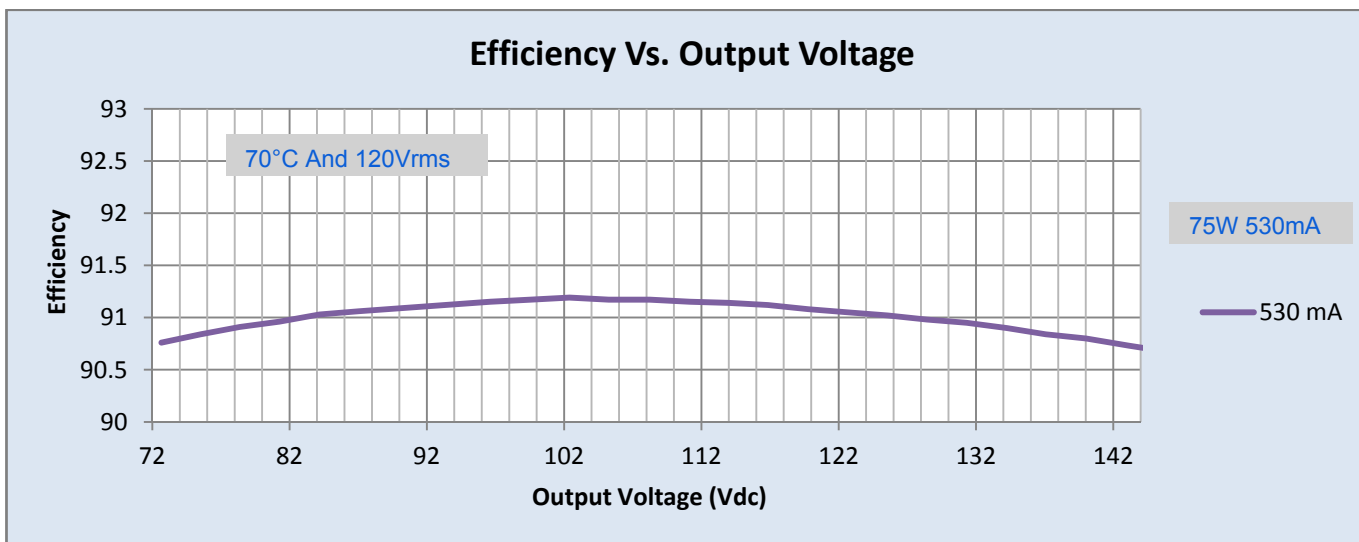
Xitanium XI075C053V140CNY1M

75W 0.53A INT-Y 0-10V sXt

Performance Characteristics

Based on measurements on a typical sample. The accuracy of the measurements is within the tolerance of the measurement instruments. The graphs are meant to be a guideline and not a specification.

XI075C053V140CNY1M	
Brand Name	XITANIUM
Description	Xitanium 75W 0.53A INT-Y 0-10V sXt
Input Voltage	120 ~ 277V
Input Freq.	50/60Hz
RoHS	Yes
Status	Released



Revised 11/20/2012

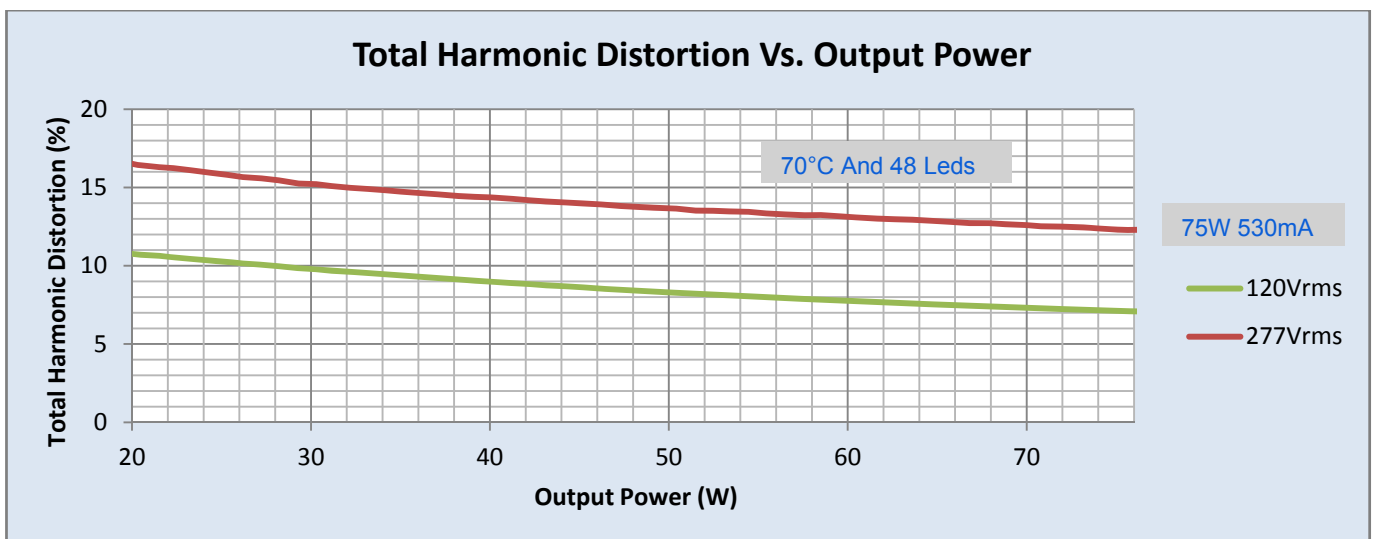
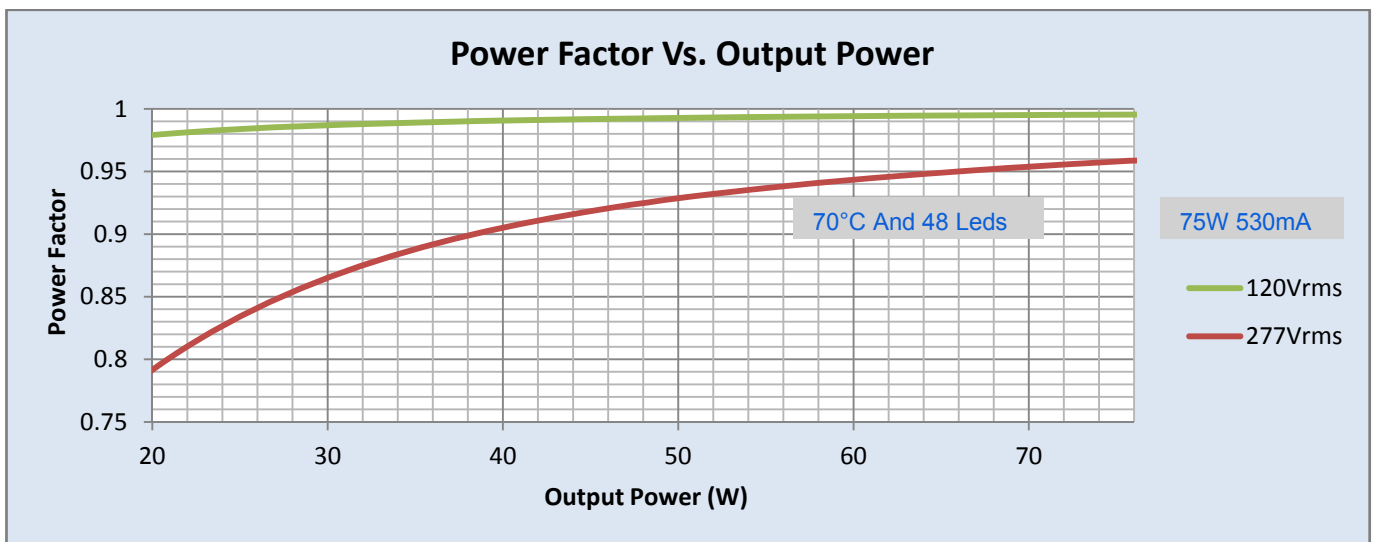
Xitanium XI075C053V140CNY1M

75W 0.53A INT-Y 0-10V sXt

Performance Characteristics

Based on measurements on a typical sample. The accuracy of the measurements is within the tolerance of the measurement instruments. The graphs are meant to be a guideline and not a specification.

XI075C053V140CNY1M	
Brand Name	XITANIUM
Description	Xitanium 75W 0.53A INT-Y 0-10V sXt
Input Voltage	120 ~ 277V
Input Freq.	50/60Hz
RoHS	Yes
Status	Released



Revised 11/20/2012

Xitanium XI075C053V140CNY1M

75W 0.53A INT-Y 0-10V sXt

Application Notes:

XI075C053V140DNY1M	
Brand Name	XITANIUM
Description	Xitanium 75W 0.53A INT-Y 0-10V sXt
Input Voltage	120 ~ 277V
Input Freq.	50/60Hz
RoHS	Yes
Status	Released

Isolation:

Isolation	Input Wires	Output Wires	0-10V Wires (Class 1 & 2)	Enclosure
Input Wires	Not applicable	2xU+1KV	2.5KVac	2xU+1KV
Output Wires	2xU+1KV	Not applicable	2.5KVac	2xU+1KV
0-10V Wires (Class 1 & 2)	2.5KVac	2.5KVac	Not applicable	2.5KVac
Enclosure	2xU+1KV	2xU+1KV	2xU+1KV	Not applicable

UL Conditions of Acceptability:

Please contact your representative for a copy of the latest UL Conditions Of Acceptability (COA).

The information presented in this document is not intended as any commercial offer and does not form part of any quotation or contract.

