

OUTDOOR WALL FIXTURE S76WF

OUTDOOR DECORATIVE MARLEX®



Wave Lighting's S76WF adds a contemporary look to any outdoor space. Wave Lighting's S76WF is designed for wall applications and mounting hardware is included. Options include photocell.



LED SOURCE OPTIONS

LIGHTWAVE LED - LR/LT

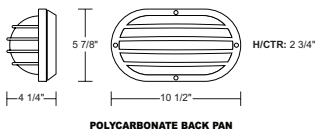
- 120V, 50/60 Hz
- AC Driver-On-Board Array
- Estimated 50,000 Hrs L₇₀
- Low Flicker (LT models)
- Surge Supression
- Dimmable (see compatible dimmer list)
- High Efficacy LED Light Source
- 3000K or 4000K CCT 80 or 90CRI
- 5 Year Warranty
- Energy Star

LED MULTI-VOLT SYSTEM - L11

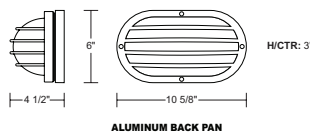
- 120-277V, 50/60Hz
- Estimated 50,000 Hrs L₇₀
- 4000K CCT 80CRI
- 3 Year Warranty

E26 MEDIUM BASE - LE26

- 120V, 50/60Hz
- "Screw-In" Medium Base A19/E26 LED Lamp
- Estimated 15,000 Hrs L₇₀
- Low Flicker (3K models)
- Dimmable (see compatible dimmer list)
- 3000K CCT 90CRI or 4000K CCT 80CRI
- 3 Year Warranty
- Energy Star



POLYCARBONATE BACK PAN




ALUMINUM BACK PAN

SPECIFICATIONS

- Black or White
- Mounting Hardware Included
- Frosted Polycarbonated Diffuser
- Wall Mount Only
- Minimum Starting Temp -20°F
- UL Listed for Wet Locations
- Composite Construction
- Non-Corrosive

BK BLACK

WH WHITE



GUIDE CODE: S76WF-LR12W-WH-PC

CALL FOR PHOTOMETRIC INFORMATION

ITEM #	DIFFUSER	LIGHT SOURCE	CCT	COLOR	OPTIONS
S76W	POLYCARBONATE F-Frosted Ribbon	E26 MEDIUM BASE	C-4K W-3K	BK-Black WH-White	PC-Photocell (120V Lightwave LED only)
		POLYCARBONATE BACK PAN (1) 60W MAX Medium Base LE26-9.5W 800lm (E26 LED Lamp) † ★			
		120V LIGHTWAVE LED			
		ALUMINUM BACK PAN LR12-13W 1000lm 80CRI ★ LT12-12W 1040lm 90CRI			
		120-277V MULTI-VOLT LED			
		L11-11W 912lm	4K		

† Lamp included. ★ Energy Star qualified product.