





The NX Lighting Controls Wall Station family is designed to provide intuitive user control for the NX System. All NX Wall Stations are individually addressable and can connect to any NX device enabled with a SmartPORT connection. With their attractive decorator style form factor, the NX Wall Stations can be integrated seamlessly with standard decorator wall plates. This design and functionality makes the NX Wall Station family a perfect solution for a wide variety of applications across commercial, institutional, and industrial buildings. All NX Wall Stations can be configured for use in the NX system utilizing the NX Lighting Controls mobile app.

Table of Contents

4	NXSWR-ORLO (On/Raise/Lower/Off)	9	NXSWR-TO (Timed On)
5	Off)	10	NXSWR-CCT (CCT)
6	NXSWR-SS (Scene Switch)	11	NXSWR-Smart Switch
7	NXSWR-OO (On/Off)	11	Button Functions
8	NXSWR-RL (Raise/Lower)	12	NX System Components
			Project Support

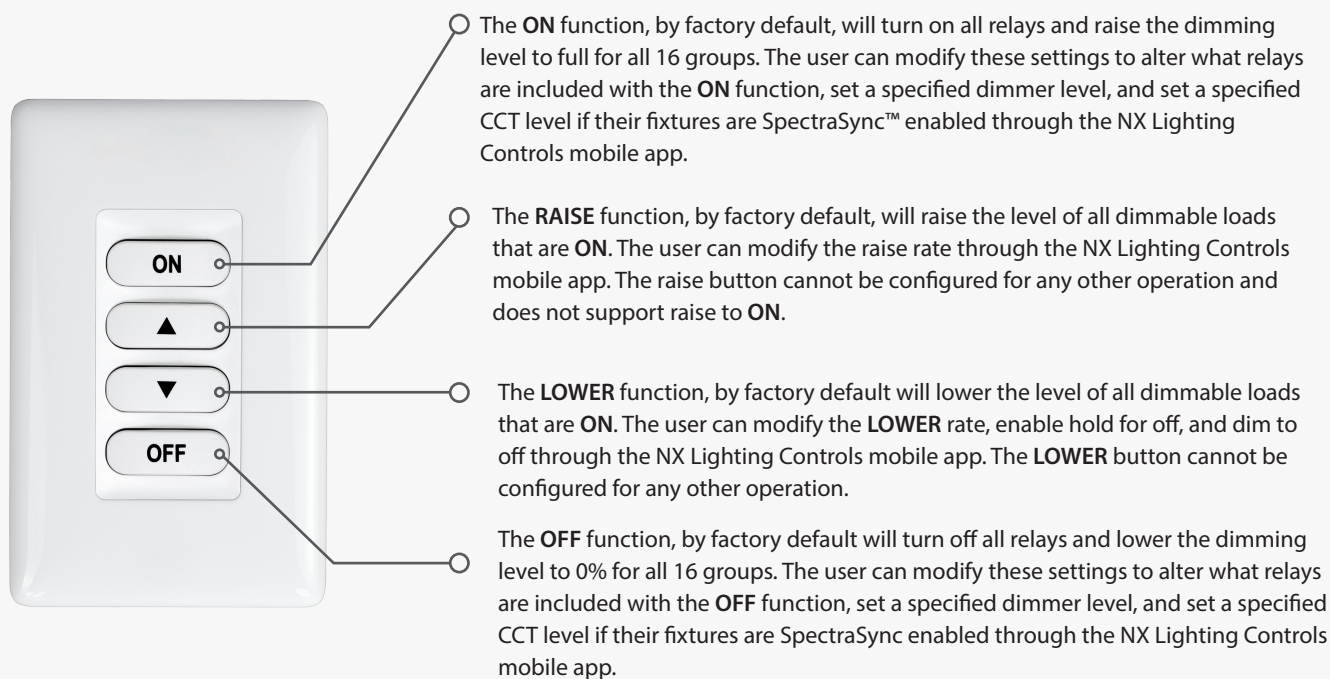





NXSWR – ORLO

The On/Raise/Lower/Off specialty wall station provides intuitive control for diverse applications such as single use office, large conference room, or classroom environment. The On/Raise/Lower/Off functions allow users to easily adjust their light levels while simplifying installation for contractors with no additional setup or programming required.

The ORLO wall station can be paired with NX Room Controllers or NX enabled luminaires via a Cat5 connection. The ORLO wall station comes pre-configured from the factory with settings optimized to meet basic code requirements and controls loads within a zone. Settings can be fine-tuned utilizing the NX Lighting Controls mobile app.



AVAILABLE COLORS



APPLICATION SOLUTIONS



GENERAL SPECIFICATIONS

Connection	NX SmartPORT using plenum rated Cat5 cables
Custom Button	No
Construction	Housing - Rugged, high impact, injection molded plastic
Dimensions	4.2"L (106.68mm) x 1.6"W (40.64mm) x 1.4"D (35.56mm)
Weight	1.6 oz (45.34 g)
Mounting	Switches may be mounted individually in a single gang switch box or ganged together in a multi-gang switch box Decorator-style wall plates available separately

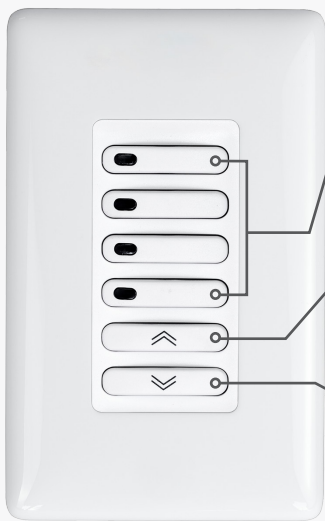
¹ These colors are MTO only.

² Red is available for special order. Please consult factory for details.

NXSWR – SS

The Scene Switch specialty wall station is designed to provide preset scenes for applications such as instructional spaces, conference rooms, or multipurpose meeting spaces. The preset scene functions allow users to easily adjust their light levels utilizing predefined settings or can be manually adjusted using the raise and lower functions. Each scene button includes a pilot light to provide visual feedback for the current activated scene. The preset buttons can also be replaced with custom button caps which are ordered separately.

The Scene Switch wall station can be paired with NX Room Controllers or NX enabled luminaires via a Cat5 connection. The Scene Switch wall station comes preconfigured from the factory with settings optimized to meet basic code requirements and controls all loads within in a zone. Settings can be fine-tuned utilizing the NX Lighting Controls mobile app.



The **PRESET 1-4** functions, by factory default, will turn on all relays and raise the dimming level to 100%, 75%, 50%, and 25% respectively with a fade rate of 5 seconds. The user can modify these settings to alter what relays are included with the **PRESET** function, set a specified dimmer level, and set a specified CCT level if their fixtures are SpectraSync™ enabled through the NX Lighting Controls mobile app. All **PRESETS** are configured in the **PRESET** section of the NX Lighting Controls mobile app.

The **RAISE** function, by factory default, will raise the level of all dimmable loads that are **ON**. The user can modify the raise rate through the NX Lighting Controls mobile app. The raise button cannot be configured for any other operation and does not support raise to **ON**.

The **LOWER** function, by factory default, will lower the level of all dimmable loads that are **ON**. The user can modify the **LOWER** rate, enable hold for off, and dim to off through the NX Lighting Controls mobile app. The **LOWER** button cannot be configured for any other operation.



AVAILABLE COLORS



WHITE



LIGHT ALMOND¹



IVORY¹



GRAY¹



BLACK¹



RED²

TECHNOLOGY



GENERAL SPECIFICATIONS

Connection	NX SmartPORT using plenum rated Cat5 cables
Custom Button	Yes (Ordered Separately See Custom Button Ordering)
Construction	Housing - Rugged, high impact, injection molded plastic
Dimensions	4.2"L (106.68mm) x 1.6"W (40.64mm) x 1.4"D (35.56mm)
Weight	1.6 oz (45.34 g)
Mounting	Switches may be mounted individually in a single gang switch box or ganged together in a multi-gang switch box Decorator-style wall plates available separately

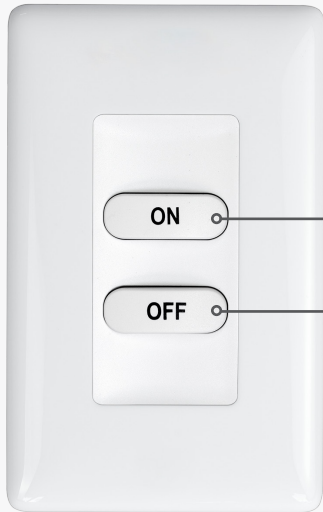
¹These colors are MTO only.

²Red is available for special order. Please consult factory for details.

NXSWR – OO

The On/Off specialty wall station is designed to provide simple On/Off control for any application. The On/Off functions are enabled from the factory to provide instant control to all groups connected in the local zone. The On/Off specialty wall station is an ideal companion for a specialty Scene Switch or NX Smart Button wall stations.

The On/Off wall station can be paired with NX Room Controllers or NX enabled luminaires via a Cat5 connection. The On/Off wall station comes preconfigured from the factory with settings optimized to meet basic code requirements and controls all loads within a zone. Settings can be fine-tuned utilizing the NX Lighting Controls mobile app.



The **ON** function, by factory default, will turn on all relays and raise the dimming level to full for all 16 groups. The user can modify these settings to alter what relays are included with the **ON** function, set a specified dimmer level, and set a specified CCT level if their fixtures are SpectraSync™ enabled through the NX Lighting Controls mobile app.

The **OFF** function, by factory default, will turn off all relays and lower the dimming level to 0% for all 16 groups. The user can modify these settings to alter what relays are included with the **OFF** function, set a specified dimmer level, and set a specified CCT level if their fixtures are SpectraSync enabled through the NX Lighting Controls mobile app.



AVAILABLE COLORS



TECHNOLOGY



GENERAL SPECIFICATIONS

Connection	NX SmartPORT using plenum rated Cat5 cables
Custom Button	Yes (Ordered Separately See Custom button Ordering)
Construction	Housing - Rugged, high impact, injection molded plastic
Dimensions	4.2"L (106.68mm) x 1.6"W (40.64mm) x 1.4"D (35.56mm)
Weight	1.6 oz (45.34 g)
Mounting	Switches may be mounted individually in a single gang switch box or ganged together in a multi-gang switch box Decorator-style wall plates available separately

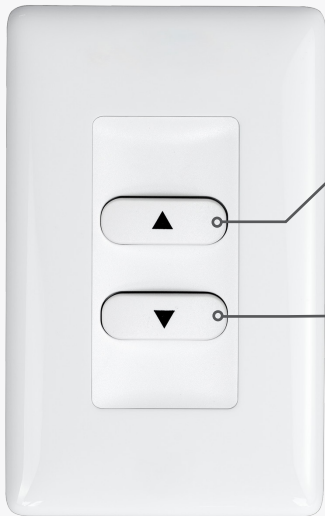
¹ These colors are MTO only.

² Red is available for special order. Please consult factory for details.

NXSWR – RL

The Raise/Lower specialty wall station is designed to provide simple dimming control for any application. The Raise/Lower functions are enabled from the factory to provide instant control to all groups connected in the local zone. The Raise/Lower specialty wall station is an ideal companion for a specialty On/Off or NX Smart Button wall station.

The Raise/Lower wall station can be paired with NX Room Controllers or NX enabled luminaires via a Cat5 connection. The Raise/Lower wall station comes preconfigured from the factory with settings optimized to meet basic code requirements and controls all loads within a zone. Settings can be fine-tuned utilizing the NX Lighting Controls mobile app.



The **RAISE** function, by factory default, will raise the level of all dimmable loads that are **ON**. The user can modify the raise rate through the NX Lighting Controls mobile app. The raise button cannot be configured for any other operation and does not support raise to **ON**.

The **LOWER** function, by factory default, will lower the level of all dimmable loads that are **ON**. The user can modify the **LOWER** rate, enable hold for off, and dim to off through the NX Lighting Controls mobile app. The **LOWER** button cannot be configured for any other operation.



AVAILABLE COLORS



WHITE



LIGHT ALMOND¹



IVORY¹



GRAY¹



BLACK¹



RED²

TECHNOLOGY



GENERAL SPECIFICATIONS

Connection	NX SmartPORT using plenum rated Cat5 cables
Custom Button	No
Construction	Housing - Rugged, high impact, injection molded plastic
Dimensions	4.2"L (106.68mm) x 1.6"W (40.64mm) x 1.4"D (35.56mm)
Weight	1.6 oz (45.34 g)
Mounting	Switches may be mounted individually in a single gang switch box or ganged together in a multi-gang switch box Decorator-style wall plates available separately


¹These colors are MTO only.

²Red is available for special order. Please consult factory for details.

NXSWR – TO

The Timed On specialty wall station is designed for spaces not conducive for detection of occupancy. The Timed On function is enabled from the factory to provide a Timed ON to all groups connected in the local zone for 60 minutes. The Timed On switch is ideal for spaces such as storage areas, facility rooms, and limited use areas where occupancy is needed for a timed duration.

The Timed On wall station can be paired with NX Room Controllers or NX enabled luminaires via a Cat5 connection. The Timed On wall station comes preconfigured from the factory with settings optimized to meet basic code requirements and controls all loads within a zone. Settings can be fine-tuned utilizing the NX Lighting Controls mobile app.



The **TIMED ON** function, by factory default, will raise the level of all dimmable loads to 100% **ON** for 60 minutes and **OFF** at the expiration of the **TIMED ON** event. To cancel the event, the user can depress the **TIMED ON** button for 3 seconds. The user can modify the **TIMED ON** function through the NX Lighting Controls mobile app. The **TIMED ON** duration can be altered between 1-255 minutes and have relays or dimmers modified based on user preference.



AVAILABLE COLORS



TECHNOLOGY



GENERAL SPECIFICATIONS

Connection	NX SmartPORT using plenum rated Cat5 cables
Custom Button	No
Construction	Housing - Rugged, high impact, injection molded plastic
Dimensions	4.2"L (106.68mm) x 1.6"W (40.64mm) x 1.4"D (35.56mm)
Weight	1.6 oz (45.34 g)
Mounting	Switches may be mounted individually in a single gang switch box or ganged together in a multi-gang switch box Decorator-style wall plates available separately

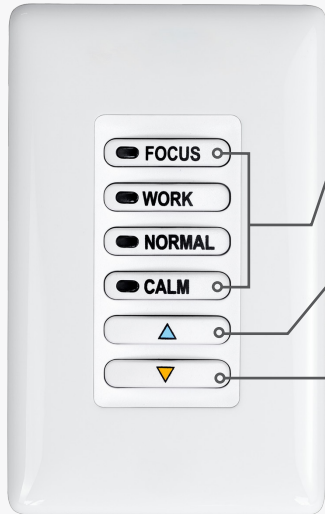
¹ These colors are MTO only.

² Red is available for special order. Please consult factory for details.

NXSWR – CCT

The CCT specialty wall station is designed to provide simple chromaticity control for commercial applications. The preset CCT functions allow users to easily adjust their color settings utilizing predefined set points or can be manually adjusted using the raise and lower CCT functions. Each CCT button includes a pilot light to provide visual feedback for the current activated scene. The preset buttons can also be replaced with custom button caps which are ordered separately.

The CCT wall station can be paired with NX Room Controllers or NX enabled luminaires via a Cat5 connection. The CCT wall station comes preconfigured from the factory with settings optimized to meet basic code requirements and controls all loads within a zone. Settings can be fine-tuned utilizing the NX Lighting Controls mobile app.



The CCT **PRESETS** 1-4 functions, by factory default, will set the CCT to 5000K, 4200K, 3500K, or 2700K respectively. The user can modify these settings to alter what relays are included with the CCT **PRESET** function, set a specified dimmer level, and enable a Dim to Warm function if their fixtures are SpectraSync™ enabled through the NX Lighting Controls mobile app.

The **RAISE** CCT function, by factory default, will raise the level of all CCT enabled loads that are ON. The user can modify the CCT **RAISE** rate through the NX Lighting Controls mobile app. The CCT raise button cannot be configured for any other operation and does not support raise to ON.

The **LOWER** CCT function, by factory default, will lower the CCT level of all dimmable loads that are ON. The user can modify the CCT **LOWER** rate through the NX Lighting Controls mobile app. The **LOWER** button cannot be configured for any other operation.



AVAILABLE COLORS



TECHNOLOGY



GENERAL SPECIFICATIONS

Connection	NX SmartPORT using plenum rated Cat5 cables
Custom Button	Yes (Ordered Separately See Custom Button Ordering)
Construction	Housing - Rugged, high impact, injection molded plastic
Dimensions	4.2"L (106.68mm) x 1.6"W (40.64mm) x 1.4"D (35.56mm)
Weight	1.6 oz (45.34 g)
Mounting	Switches may be mounted individually in a single gang switch box or ganged together in a multi-gang switch box Decorator-style wall plates available separately


¹These colors are MTO only.

²Red is available for special order. Please consult factory for details.

NXSWR – SMART SWITCH

The Smart Switch wall station is designed to operate as all button types within the NX wall station offering. This customization allows users to create custom configurations tailored to their application, limiting the number of wall stations needed. The Smart Switch comes available in multiple button types including 1, 2, 3, 4, and 6 button versions. Each Smart Switch button includes a pilot light to provide visual feedback for the current activated scene. The Smart Switch buttons can also be replaced with custom button caps which are ordered separately.

The Smart Switch wall station can be paired with NX Room Controllers or NX enabled luminaires via a Cat5 connection. The Smart Switch wall station comes preconfigured from the factory with settings optimized to meet basic code requirements and controls all loads within a zone. Settings can be fine-tuned utilizing the NX Lighting Controls mobile app.



The default operation of the Smart Switch buttons is a **TOGGLE** button type with simple press for ON/press for OFF functionality. The user can modify the button types to be configured to any button type through the NX Lighting Controls mobile app.

The NXSWR Smart Station is available in multiple button configurations.



TECHNOLOGY



AVAILABLE COLORS



WHITE



LIGHT ALMOND¹



IVORY¹



GRAY¹



BLACK¹

GENERAL SPECIFICATIONS

Connection	NX SmartPORT using plenum rated Cat5 cables
Custom Button	Yes (Ordered Separately See Custom Button Ordering)
Construction	Housing - Rugged, high impact, injection molded plastic
Dimensions	4.2"L (106.68 mm) x 1.6"W (40.64mm) x 1.4"D (35.65mm)
Weight	1.6 oz (45.36 g)
Mounting	Switches may be mounted individually in a single gang switch box or ganged together in a multi-gang switch box Decorator-style wall plates available separately

¹These colors are MTO only.

NX SMART PROGRAMMABLE BUTTON TYPES

Button Type	Button Functions	Default	Optional	Notes
TOGGLE	Group ON to 100%	●		No configurable options for Toggle available, includes LED pilot light, factory default button type for programmable buttons
ON	Group ON to 100%	●		The ON button supports LED pilot on programmable buttons. Specialty switch buttons do not support LED pilot light. ON button does not support fade time.
	Group ON to user-set level		●	
	Group ON to last level		●	
	Set color temperature for ON		●	
	Include relay	●		
	Exclude relay		●	
OFF	Group OFF to 0%	●		OFF button does not support fade time.
	Group to user-set light level		●	
	Set color temperature for OFF		●	
	Include relay	●		
	Exclude relay		●	
RAISE	Press and hold to ramp group level up	●		Raise does not turn lights ON
	Tap to step group level up	●		
LOWER	Hold to ramp group level down	●		Controlled group(s) must contain a relay for dim to OFF. Firm press for OFF applies to the Lower button on the NXSWR-SS scene switch only
	Tap to step group level down	●		
	Press for a half second to turn OFF		●	
	Dim to OFF		●	
TIMED ON	Group ON to 100%	●		Timer can be set between 1 - 255 minutes. Default is 60 minutes. Hold the button for 3 seconds to cancel the ON.
	Group ON to user-set level		●	
	Group ON to last level		●	
	Group OFF to 0% at timeout	●		
	Group to user-set level at timeout		●	
	Include relay for ON	●		
PRESET	Activate preset scene (1 - 16)	●		LED is lit when the preset scene is active
	Tap while OFF to turn group ON	●		
ON/RAISE/LOWER/OFF	Press and hold while ON to ramp group level down	●		Same functionality as the override buttons on the Room Controller
	Release and press again to ramp group level up	●		
	Tap while ON to turn group OFF	●		
	Tap while ON to turn group OFF	●		
SINGLE BUTTON ON/OFF	Group ON to 100%	●		Default operation is identical to the Toggle button except this button type includes options for ON and OFF
	Group ON to user-set level		●	
	Group ON to last level		●	
	Set color temperature for ON		●	
	Include relay for ON	●		
	Exclude relay		●	
	Group OFF to 0%	●		
	Group to user-set light level		●	
	Set color temperature for OFF		●	
	Include relay for OFF	●		
Exclude relay		●		
PARTITION	Tap ON to combine rooms	●		Lit LED indicates that the rooms are combined
	Tap OFF to separate rooms	●		
CCT ON	Tap to go to the selected color	●		Default fade time is 5 seconds, 18 hours max fade time
	Include relay for ON		●	
CCT RAISE	Press and hold button to increase the color temp	●		Ramp time is adjustable for faster or slower response
	Tap button to increase the color temp in steps	●		
CCT LOWER	Press and hold button to lower the color temp	●		Ramp time is adjustable for faster or slower response
	Tap button to lower the color temp in steps	●		

NX SYSTEM COMPONENTS AND ACCESSORIES

For additional resources view our NX In-Fixture Selection Guide

Catalog No.	Descriptor	Colors
Area Controllers		
NXAC-UNV-001	NX Area Controller, NEMA 1, NX Network, BACnet®, 120-277VAC	Gray
Network Bridges		
NXHNB2	NX network bridge module	Blue
Room Controllers		
NXRCFX2-1RD-UNV	FX Room Controller, 1 relay, 0-10V dimming, power monitoring, universal voltage (120-347VAC)	Gray
NXRCFX2-2RD-UNV	FX Room Controller, 2 Relay, 0-10V dimming, power monitoring, universal voltage (120-347VAC)	Gray
NXRC-UL924-UNV	NX Emergency Lighting Room Controller, one single pole relay, one 0-10 dimmer, one color control channel (120-347VAC)	Red
Lighting Control Panels		
NXP2-PNL-8-8-U-S	NX Lighting Control Panel V2, 8 Relay Capacity, 8 Dimming Channels, 8-20A/Single Pole Latching Relays, 120/277VAC, Surface Mount	Gray
NXP2-PNL-8-0-U-S	NX Lighting Control Panel V2, 8 Relay Capacity, 8 Dimming Channels, Relays Not Included, 120/277VAC, Surface Mount	Gray
NXP2-PNL-16-16-U-S	NX Lighting Control Panel V2, 16 Relay Capacity, 16 Dimming Channels, 16-20A/Single Pole Latching Relays, 120/277VAC, Surface Mount	Gray
NXP2-PNL-16-0-U-S	NX Lighting Control Panel V2, 16 Relay Capacity, 16 Dimming Channels, Relays Not Included, 120/277VAC, Surface Mount	Gray
NXP2-PNL-24-24-U-S	NX Lighting Control Panel V2, 24 Relay Capacity, 24 Dimming Channels, 24-20A/Single Pole Latching Relays, 120/277VAC, Surface Mount	Gray
NXP2-PNL-24-0-U-S	NX Lighting Control Panel V2, 24 Relay Capacity, 24 Dimming Channels, Relays Not Included, 120/277VAC, Surface Mount	Gray
NXP2-PNL-32-32-U-S	NX Lighting Control Panel V2, 32 Relay Capacity, 32 Dimming Channels, 32-20A/Single Pole Latching Relays, 120/277VAC, Surface Mount	Gray
NXP2-PNL-32-0-U-S	NX Lighting Control Panel V2, 32 Relay Capacity, 32 Dimming Channels, Relays Not Included, 120/277VAC, Surface Mount	Gray
NXP2-PNL-48-0-U-S	NX Lighting Control Panel V2, 48 Relay Capacity, 48 Dimming Channels, Relays Not Included, 120/277VAC, Surface Mount	Gray
NXP2-PNL-48-48-U-S	NX Lighting Control Panel V2, 48 Relay Capacity, 48 Dimming Channels, 48-20A/Single Pole Latching Relays, 120/277VAC, Surface Mount	Gray

Part Numbers at hyperlinked to Specifications Sheets or family page online

Catalog No.	Descriptor	Colors
Lighting Control Panel Accessories		
NXENC-D	NX accessory enclosure, hinged door, DIN rails	Gray
Relays		
NXP2-RL-SP	NX Lighting Control Panel V2 Relay, Single Pole, Latching, 120/277/347V, 20A - 50/60 Hz	N/A
NXP2-RL-DP	NX Lighting Control Panel V2 Relay, Double Pole, Latching, 208/240/480V, 20A - 50/60 Hz	N/A
NX Radio Modules		
NXOFM	NX series on-fixture module	NA
NXRM2-H	NX Network radio module	White, Black, Gray
NXBTC	NX Bluetooth radio bridge with real time clock	Blue
Interfaces		
NXCI	NX dry contact input module	N/A
NXAVM	NX audio visual interface module	N/A
NXRO	NX occupancy output interface	N/A
NXHDI	NX device network interface module, DIN rail mount	Blue
NXSP	NX SmartPORT™ Module, 4 SmartPORTs, 8 RJ45 connectors, DIN rail mount	Blue
NXDCIO	NX dry contact interface module, 6 inputs, 6 outputs, DIN rail mount	Blue
Adapters		
NXFSP	NX fixture SmartPORT adapter	White
NXDSP	NX fixture dual SmartPORT adapter	White
Vacancy Sensors		
NXOS-OMDT2	Ceiling mount, PIR and ultrasonic, 2000 sq ft	White
NXOS-OMDT2R	Ceiling mount, PIR and ultrasonic, 360°, 2000 sq ft, form C relay	White
NXOS-OMDT1	Ceiling mount, PIR and ultrasonic, 180°, 1000 sq ft	White
NXOS-OMDT1R	Ceiling mount, PIR and ultrasonic, 180°, 1000 sq ft, form C relay	White
NXOS-OMDT5	Ceiling mount, PIR and ultrasonic, 180°, 500 sq ft	White
NXOS-OMDT5R	Ceiling mount, PIR and ultrasonic, 180°, 500 sq ft, form C Relay	White
NXOS-OMUS2	Ceiling mount, ultrasonic, 2000 sq ft	White
NXOS-OMUS2R	Ceiling mount, ultrasonic, 360°, 2000 sq ft, form C relay	White
NXOS-LODT	Wall mount, PIR and ultrasonic, 1600 sq ft	White
NXOS-LODTR	Wall mount, PIR and ultrasonic, 1600 sq ft, form C relay	White

Part numbers at hyperlinked to Specifications Sheets or family page online

NX SYSTEM COMPONENTS AND ACCESSORIES

Catalog No.	Descriptor	Colors
Daylight Sensors		
NXDS	NX legacy daylight sensor	White
NXDS-O	NX legacy daylight sensor, outdoor	White
Switches		
NXSW-TH3-WH	NX SimpleTouch™ graphic wall station	White
NXSWR-1-xx	NX digital toggle switch, 1 button, momentary, pilot	Black, Gray, Ivory, Light Almond, White
NXSWR-2-xx	NX digital toggle switch, 2 buttons, momentary, pilot	Black, Gray, Ivory, Light Almond, White
NXSWR-3-xx	NX digital toggle switch, 3 buttons, momentary, pilot	Black, Gray, Ivory, Light Almond, White
NXSWR-4-xx	NX digital toggle switch, 4 buttons, momentary, pilot	Black, Gray, Ivory, Light Almond, White
NXSWR-6-xx	NX digital toggle switch, 6 buttons, momentary, pilot	Black, Gray, Ivory, Light Almond, White
NXSWR-CCT-xx	NX digital color control, 6 buttons, 4 presets, raise/lower CCT	Black, Gray, Ivory, Light Almond, Red, White
NXSWR-SS-xx	NX digital scene Switch, 6 buttons, 4 presets, raise/lower	Black, Gray, Ivory, Light Almond, White
NXSWR-RL-xx	NX digital switch station, 2 buttons, raise/lower	Black, Gray, Ivory, Light Almond, White
NXSWR-OO-xx	NX digital switch station, ON/OFF	Black, Gray, Ivory, Light Almond, White
NXSWR-TO-xx	NX digital switch station, timed-on, pilot	Black, Gray, Ivory, Light Almond, White
NXSWR-ORLO-xx	NX digital switch Station, ON/Raise/Lower/OFF	Black, Gray, Ivory, Light Almond, White
Cat5 System Cables		
CAT5-3F-OR-PLENUM	Cat5 cable for NX SmartPORT™ devices, plenum rated, 3ft, Orange	Orange
CAT5-10F-OR-PLENUM	Cat5 cable for NX SmartPORT devices, plenum rated, 10ft, Orange	Orange
CAT5-25F-OR-PLENUM	Cat5 cable for NX SmartPORT devices, plenum rated, 25ft, Orange	Orange
CAT5-50F-OR-PLENUM	Cat5 cable for NX SmartPORT devices, plenum rated, 50ft, Orange	Orange
CAT5-100F-OR-PLENUM	Cat5 cable for NX SmartPORT devices, plenum rated, 100ft, Orange	Orange
NX In-Fixture Cables		
NX-CBL-I-6	Cable inline to NX, 6" non-plenum rated	Black
NX-CBL-I-10	Cable inline to NX, 10" non-plenum rated	Black
NX-CBL-I-24	Cable inline to NX, 24" non-plenum rated	Black
NX-CBL-I-48	Cable inline to NX, 48" non-plenum rated	Black
NX-CBL-O-6	Cable offset to NX, 6" non-plenum rated	Black
NX-CBL-O-10	Cable offset to NX, 10" non-plenum rated	Black
NX-CBL-O-24	Cable offset to NX, 24" non-plenum rated	Black
NX-CBL-O-48	Cable offset to NX, 48" non-plenum rated	Black
NXCBL-P-10	Plenum cable, 10"	White
Accessories		
NXRJSPLITTER	Cat5 splitter, non-plenum	Ivory
RJ45ADAPTER	Low Voltage 24VDC to Cat5 Adapter	Gray
NXFRD-UNV	NX Forward & Reverse Phase Dimming Converter	Black
NXPOE-7-24B	Seven port NX Network POE switch	Black
NXWPS	Wall position sensor module, with reflector	White
HCSREC	Controlled receptacle	Black, Brown, Gray, Green, Ivory, Light Almond, White
UVPP	Universal power pack	Black

Part numbers are hyperlinked to Specifications Sheets or Product Family page online

Catalog No.	Descriptor	Colors
Emergency Lighting Controls Emergency Lighting Controls		
UL924EPC1D-UNV	UL924 flush mount relay with dimming override	White
UL1008BCELS1277	UL1008 branch circuit transfer switch	White
ALCR1277	UL924 Emergency Automatic Load Control Relay with Dimming Override	Black



TECHNICAL SERVICE & SUPPORT

For additional resources view our Technical Services Catalog

Our Experience

Current offers customers a wide variety of services, a wealth of field experience and the highest quality products. We are committed to the same level of quality when providing services including layouts, training and system start-ups to our customers.

Solutions

From the first contact through the final system adjustment, Current Technical Sales and Service personnel adhere to the highest level of professionalism and responsiveness. Because we value our customers so highly, we ensure that they receive full corporate support throughout every phase of a sale. Our service organization offers the convenience of a variety of services: on-site troubleshooting, maintenance contracts for periodic system checks, on-site start up and check out to maximize system performance.

Service & Support capabilities:

- Sensor Layout and Tuning
- Onsite Startup
- Telephone Startup
- Onsite Performance-Verification Walkthrough
- Customer-Site Solution Training
- Onsite Support
- Remote Diagnostics
- Onsite Programming

Phone and Online Support

While it is our goal to provide you with intelligent, simple and scalable control solutions, customer experience level and project complexity may necessitate additional support during the design development, construction and post-occupancy stages of a project.

The Current support team is available for consultation to evaluate multiple control scenarios to identify the ideal lighting control device or system to meet energy code requirement and customer criteria. Additionally, our team of friendly and experienced professionals is enabled to assist on-site personnel, such as installation contractors, 3rd party integrators, certified field technicians and facilities personnel, to quickly resolve issues and provide additional support.



Technical Service Center:
(800) 888-8006





Design Service

Our team of lighting control system design professionals are available to provide sensor layouts, networked system design services and 3rd party integration support for new and retrofit projects. Our goal is to provide you with on-time and accurate delivery of design deliverables optimized for your specific application, compliant with local building codes and project specifications.

On-site Support

Current offers on-site support service to ensure your project goes smoothly. While Current products are designed with simplicity in mind, some projects may benefit from a Field Service Engineer (FSE) to perform an on-site pre-installation walk-through, after-hours and remote startup assistance, occupant training, sensor tuning, preset programming and other pre/post-occupancy services.



**CERTIFIED
FIELD TECHNICIAN**



HLI Solutions, Inc.

701 Millennium Blvd.
Greenville, SC 29607

currentlighting.com

© 2022 HLI Solutions, Inc. All rights reserved. Information and specifications subject to change without notice. All values are design or typical values when measured under laboratory conditions.

Rev 09/15/22

NX_Switch_Guide_R01
