

KT-EX-TP1-XX3RG-SU

EXIT SIGN

DESCRIPTION

LED Exit Sign | Single or Double Facing |
Switchable Red and Green Lettering |
White or Black Finish | Surface Mount |
Battery Backup | Built-in Test Switch | 120-277V Input

APPLICATION

UL 924 Compliant Exit Sign with Built In Red or Green
Switchable Color. Provides 90+ Minutes of Emergency Power.



Available in Black
Housing Color



Red & Green Lettering
Options Included

PRODUCT FEATURES

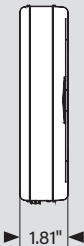

- Red or Green Switchable LED and Diffuser Color
- Includes Single or Double Facing Configurations
- Surface Mount - Back, Side, or Top
- Integrated Backup Battery - NiCad 1000mAh
- 90+ Minutes of Emergency Power
- Integrated Test Switch & Charge Indicator
- Thermoplastic Housing - UL 94 5VA Flame Rating
- Ambient Operating Temperature: 0°C/32°F to 40°C/104°F
- UL Certified for Damp Locations
- Universal J-Box Mounting Pattern

PERFORMANCE SPECIFICATIONS

Catalog Number	Input Voltage	Input Power	Letter Color	Housing Color	Mounting	Battery Type	Battery Capacity	Recharge Time	Remote Capable
KT-EX-TP1-WH3RG-SU	120-277V	1.1W	Red & Green	White	Surface: Top, Side, and Back Mount	Nickel-Cadmium	1000mAh	24 Hours	No
KT-EX-TP1-BL3RG-SU				Black					

* See Ordering Information and Catalog Number Breakdown for more details.

PHYSICAL SPECIFICATIONS



Weight

Fixture Weight	Carton Weight
1.9 lbs	13.8 lbs

KT-EX-TP1-XX3RG-SU EXIT SIGN

FIELD-ADJUSTABLE FEATURES: LED COLOR, DIFFUSER COLOR, CHEVRONS, FACINGS & MOUNTING ORIENTATION

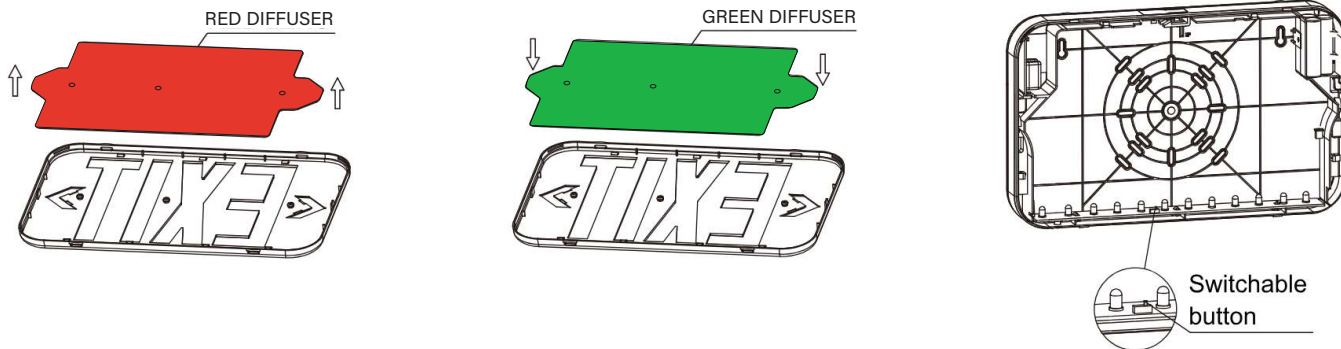
This fixture is equipped with field-adjustable red or green LED color and colored diffusers, removable chevrons, single (front only) or double (front and back) facings, and three mounting options (top, side, or back).

Note: Ensure power is off to the fixture and rechargeable battery is disconnected before making any adjustments.

Selectable Color

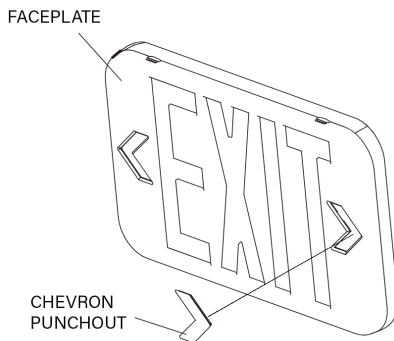
Select the diffuser color of choice. Face plates ship with Red Diffuser already installed. To use Green Diffuser, remove the Red Diffuser and secure the Green Diffuser to Face Plate(s).

Toggle the switchable button to choose red or green illumination.



Use of Chevrons

Remove punchout chevron(s) on faceplate, as needed. The diffuser would need to be removed to allow chevron removal. Re-secure diffuser after chevron removal.



Single or Double-Sided Facing

This fixture ships with two "EXIT" sign facings and one back/solid facing to allow for either single-sided Exit Sign or double-sided Exit Sign. Single-sided Exit Sign will use one "EXIT" facing and the back/solid facing, while double-sided Exit Sign will use two "EXIT" facings. All three facings are included.

KT-EX-TP1-XX3RG-SU

EXIT SIGN

MOUNTING OPTIONS

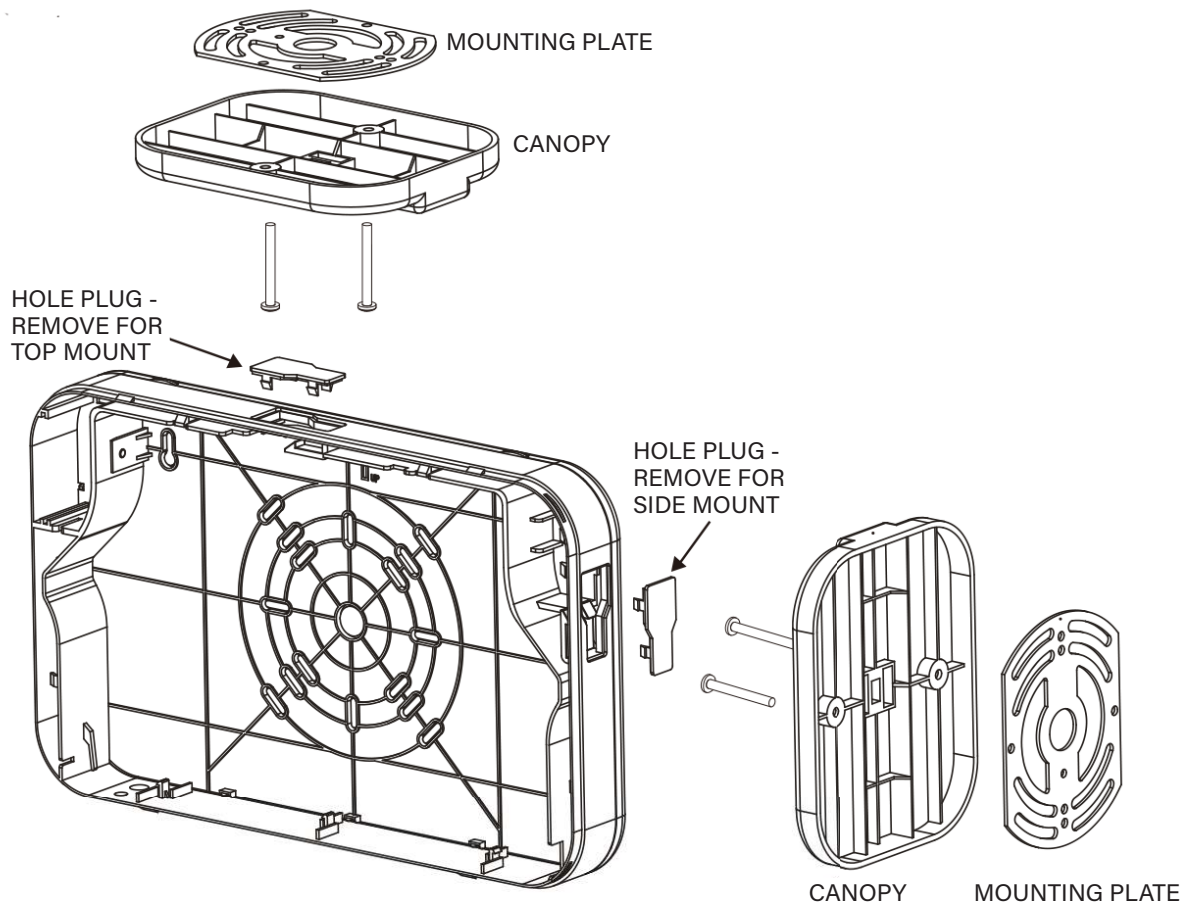
BACK MOUNT



TOP MOUNT



SIDE MOUNT




SMART//SAFE®

KT-EX-TP1-XX3RG-SU

EXIT SIGN

ORDERING INFORMATION

Catalog Number	Finish	UPC	Easy Code
KT-EX-TP1-WH3RG-SU	White	843654165004	HNE-82
KT-EX-TP1-BL3RG-SU	Black	843654165011	GSF-82

CATALOG NUMBER BREAKDOWN

KT-EX-TP1-XX3RG-SU

1 2 3 4 5 6 7 8 9

- 1 Keystone Technologies
- 2 Exit Sign
- 3 Thermo Plastic
- 4 Form Factor 1
- 5 Housing Color
- 6 Facings
- 7 Lettering Color
- 8 Mounting
- 9 Input Voltage

5 Housing Color

WH	White
BL	Black

6 Facings

3	Single and Double
---	-------------------

7 Lettering Color

RG	Red and Green Lettering
----	-------------------------

8 Mounting

S	Surface Mount
---	---------------

9 Input Voltage

U	120-277V
---	----------