


Radialux® 4.4 24V RGBW Wet Location LED Tape Light



RGBWtape light combines RGB Diodes and dedicated white light LEDs to provide saturated RGB light as well as pastel shades and solid white light, whether in color-changing mode or in any static color in the spectrum. Radialux RGB allows for a wider color spectrum than RGB light, and more nuanced color control to achieve more sophisticated effects.

- Perfect brightness for medium applications, retail, and hospitality spaces
- Mix of white and RGB diodes offers both pastel and saturated color possibilities
- Outdoor and indoor use in areas with dust and foot traffic

TECHNICAL INFORMATION

Color	RGB-W
Power Consumption Per Foot	4.32 Watts/180mA
Input Voltage	24V DC
Diodes per foot	18
Diode Spacing	0.65 inches
Tape Height	0.2 inches
Beam Angle	120°
Field Cuttable (UL 2108)	Every 8 inches
Color Temperature	3000K (white)
Max Run Length	16.4 feet

Dimmable	Yes (with color controller)
Diode Type	5050 SMD
Mounting	3M™ Self-Adhesive Tape (Acrylic Foam), Mounting Clips (Included)
Operating Temperature	-13° F to 140° F
Ambient Temperature	-40° F to 186° F
Spool Lengths*	16.4 ft.
Environment	Indoor/Outdoor, Dry/Wet, IP68
Certifications	UL Listed, UL 2108, CE, RoHS
Warranty	6 Year Limited

*Each spool includes 36 in., 20 AWG tinned lead wires at each end.

PRODUCT INFORMATION

Item Number	Length	Lumens
AL-02-03-2461	16.4 ft.	233

ALLOY LED® Specifications

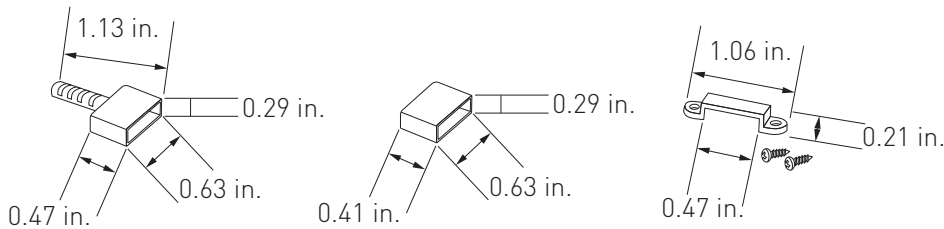
VOLTAGE DROP GUIDANCE CHART

24V Voltage Drop and Wire Length Distance Chart (3% Drop or 23.28V)

10W (0.42A)	20W (0.83A)	30W (1.3A)	40W (1.7A)	50W (2.1A)	60W (2.5A)	70W (2.9A)	80W (3.3A)	90W (3.75A)	100W (4.2A)	Wire Gauge
85 ft.	43 ft.	27 ft.	21 ft.	17 ft.	14 ft.	12 ft.	11 ft.	9 ft.	8 ft.	20 AWG
134 ft.	68 ft.	45 ft.	33 ft.	27 ft.	22 ft.	19 ft.	17 ft.	15 ft.	14 ft.	18 AWG
215 ft.	109 ft.	72 ft.	54 ft.	43 ft.	36 ft.	31 ft.	27 ft.	24 ft.	22 ft.	16 AWG
345 ft.	174 ft.	115 ft.	86 ft.	69 ft.	57 ft.	49 ft.	43 ft.	39 ft.	36 ft.	14 AWG
539 ft.	272 ft.	181 ft.	135 ft.	108 ft.	90 ft.	77 ft.	68 ft.	61 ft.	56 ft.	12 AWG
784 ft.	397 ft.	263 ft.	197 ft.	158 ft.	131 ft.	112 ft.	98 ft.	97 ft.	82 ft.	10 AWG

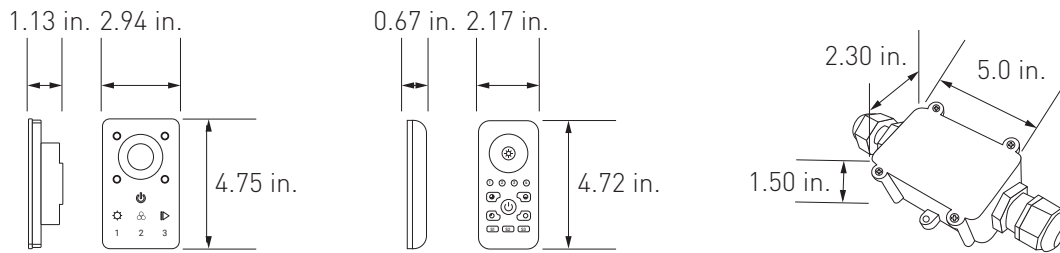
Note: These tables provide general guidelines for determining Wire Gauge based on total load and distance from LED driver to beginning of luminaire.

ACCESSORIES (INCLUDED)



All spools include 5 splice sleeves, 10 waterproof end caps, and 10 mounting clips with 20 screws.

ACCESSORIES (SOLD SEPARATELY)



DMX Touch Wall Controller

AL-60-03-0003
Use with the Wireless Receiver
AL-60-03-0004-V2
(sold separately)

Wireless Remote Controller

AL-60-03-0002
Use with the Wireless Receiver
AL-60-03-0004-V2
(sold separately)

Waterproof Junction Box - 2 Ports / 5 Terminals

AL-98-05-99003-2

*See our website for the full range of RGB/RGBW controllers and accessories.



Mean Well Non-Dimmable Drivers

Item Number	Voltage	Wattage	Dimensions
AL-98-04-24036	24V DC	36W	5.83 x 1.58 x 1.18 in.
AL-98-04-24060	24V DC	60W	6.4 x 1.67 x 1.26 in.
AL-98-04-24100	24V DC	100W	7.5 x 2 x 1.46 in.
AL-98-04-24151	24V DC	151W	7.52 x 2.5 x 1.48 in.
AL-98-04-24200	24V DC	200W	8.47 x 5.43 x 1.18 in.



3M 9731 Silicone Rated Adhesive Tape

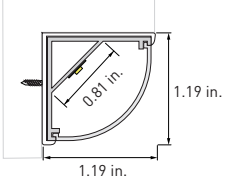
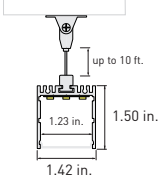
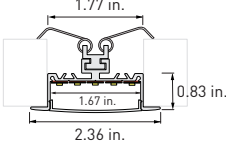
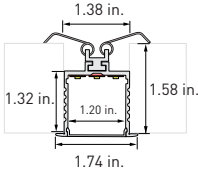
AL-01-01-9992 (50 ft.)

AL-01-01-9993 (100 ft.)

ALLOY LED® Specifications

COMPATIBLE CHANNELS (Diagrams below not to scale)

Reduced Hotspot Pairings (Hotspot Rating from 0-5)

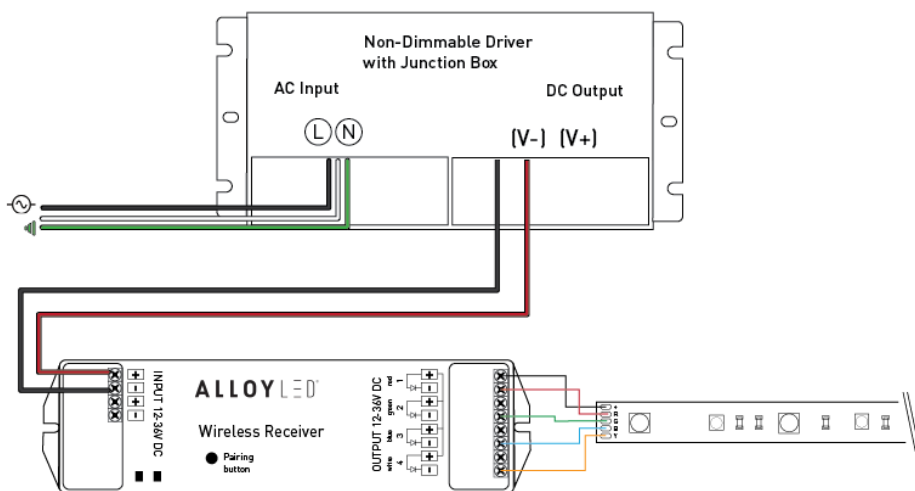
<p>Surfa 2X: Corner-Mount</p>  <p>Hotspot Rating: 0</p> <ul style="list-style-type: none"> <input checked="" type="checkbox"/> Solder <input type="checkbox"/> Connector <input type="checkbox"/> TapeMate 	<p>Suspan 1: Suspended</p>  <p>Hotspot Rating: 0</p> <ul style="list-style-type: none"> <input type="checkbox"/> Solder <input checked="" type="checkbox"/> Connector <input type="checkbox"/> TapeMate 	<p>Ankr 1: In-Wall</p>  <p>Hotspot Rating: 1</p> <ul style="list-style-type: none"> <input type="checkbox"/> Solder <input checked="" type="checkbox"/> Connector <input type="checkbox"/> TapeMate
<p>Ankr 2: In-Wall</p>  <p>Hotspot Rating: 0</p> <ul style="list-style-type: none"> <input type="checkbox"/> Solder <input checked="" type="checkbox"/> Connector <input type="checkbox"/> TapeMate 		

ALLOY LED® Specifications

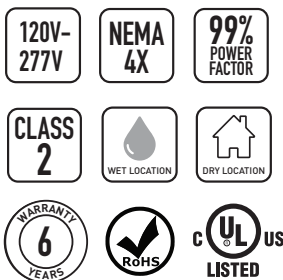
RECOMMENDED POWER SUPPLIES (SOLD SEPARATELY)



Alloy LED PowerFactor™ Non-Dimmable Power Supplies with Integrated UL Listed Junction Box
 Reliable, efficient low voltage power to RGB and RGBW color controllers and for use with white tape light on an on/off switch



Wiring diagram is for reference only. Please refer to dimmer wiring specifications sheet for accurate directions.



Item Number	Output Voltage	Wattage	Wet Location	Minimum Load	Dimensions (Junction box) (L x W x H)	Class 2
AL-98-12-24030	24V DC	30W	Yes (NEMA 4X)	10%	6.5 x 3.72 x 1.57 in.	Yes
AL-98-12-24060	24V DC	60W	Yes (NEMA 4X)	10%	7.4 x 3.72 x 1.57 in.	Yes
AL-98-12-24080	24V DC	80W	Yes (NEMA 4X)	10%	8.66 x 3.72 x 1.57 in.	Yes
AL-98-12-24096	24V DC	96W	Yes (NEMA 4X)	10%	8.66 x 3.72 x 1.57 in.	Yes
AL-98-12-24192-MT	24V DC	2*96W	Yes (NEMA 4X)	10%	10.94 x 4.25 x 1.77 in.	Yes
AL-98-12-24288-MT	24V DC	3*96W	Yes (NEMA 4X)	10%	11.85 x 4.25 x 1.77 in.	Yes

Note: Alloy LED strongly recommends using Listed Class 2 power supplies for all installations. Always install in accordance with local and national electrical code regulations. Inspectors prefer power supply to be used with junction box. For dimmer compatibility, refer to drivers specification sheet.