



LM-79

JOB NAME

CONTACT

ORDERING CODE

NU4"

Round Downlight  
XICATO

XICATO




eldoLED

your product | our drive



Trim



Trimless



Trimless Millwork

## DESCRIPTION

The NU4RD 4" recessed downlight by ALPHABET offers multiple cutting edge LED technologies, premium performance, thoughtful construction and pleasing aesthetics. Offered standard with premium dimming using EldoLED 1% flicker free drivers 120V-277V universal voltage. Several beam angles and LiteOptics available, plus an optional high-efficiency BrightView diffused lens for smooth light distribution and obscured LED image.

For the trim version, a minimalistic look is achieved with an ultrathin 1/16" trim that is only 5/16" wide. Color choices of both trim and bezel are offered for a customized look. For the trimless version, a perforated, mud up, regressed trim assembly provides for clean, trim free installation. Perforated mud frame's integrated lip helps guide the joint compound creating a sharp and clean opening.

## HOUSING

Electrocoated 16-gauge cold-rolled steel provides enhanced structural reinforcement and rust prevention. Superior, UL-certified, injection-molded commercial-grade Lexan™ (PC) is used for the frame and regressed bezel trim. Lexan provides unmatched durability and impact resistance, and is tested for UV resistance and water exposure in outdoor applications. Alternative high-grade die-cast aluminum alloy trim and bezel that has superior corrosion resistance properties, combined with a smooth aesthetic finish consistently meeting stringent performance criteria. The thermally-advanced, anodized heat sink uses 6063 aluminum alloy. Wet location rated is offered standard. A 90-minute constant-power IOTA emergency battery backup is available.

## MOUNTING

An advanced mounting system allows for quick and secure installation with LED and driver serviceability from below the ceiling. The LED assembly uses die-cast aluminum mounting clamp grips (MCG) that swing out to tighten onto variable ceiling thicknesses. Integrated rubber feet on each MCG provide a non-slip vibration-resistant installation. The hidden MCG system is accessible from below ceiling by removing the snap-in lens/bezel assembly with either the included suction cup or a screwdriver blade. Integrated bar hangers feature integral toothed nails, T-bar mounting slots with locking holes, tabs for joist positioning. Retrofit mounting option allows for installation from below ceiling by use of compact driver box. No risk damaging LED or bezel assembly during installation, these are installed during last steps. Fixture and driver are easily removed for servicing after install without damaging drywall.

MOUNTING DIMENSIONS	CEILING THICKNESS	CEILING CUTOUT
Trim	1/8" to 1-5/8"	4-3/8" diameter
Trimless	3/8" to 1-3/4"	4-1/2" diameter
Millwork (Trimless)	1/2" to 1-3/4"	4-3/8" diameter

New Construction Bar Hangers (included)	Mounting Length: 14-3/4" to 26"
Extension Kit p/n: K20266 (ordered separately, 1 per fixture)	<i>Extends a pair of Bar Hangers</i> Total Mounting Length: 29" to 48"

## LISTINGS

- ETLus Listed to UL1598, cETL Listed to CSA C22.2 #250.0
- IP65 with lens - Suitable for wet locations with lens - Suitable for damp locations without lens
- Non-conductive, Lexan dead-front construction
- Made in the USA - meets the requirements of the Buy American provision within the ARRA

RATINGS / CERTIFICATIONS	NC	RET	IC	ICAT	CP
Type non-IC	✓	✓			
Type IC			✓	✓	✓
Chicago Plenum (CCEA)					✓
Suitable for air handling plenums				✓	✓
Reduced airflow (with lens) ASTM E283	✓	✓	✓	✓	✓

## LED INFO

- SDCM = 1X2 MacAdam Ellipse, Duv +/- 0.001, Lumen Maintenance: L<sub>90</sub> > 55,000 hrs

## XICATO XTM MODULE - ORDERING CODE

SERIES	NU4	
TYPE	RD RDT RDTMW RDM	round downlight round downlight trimless round downlight trimless millwork round downlight metal
LED	XTM19	XICATO XTM 19mm
DELIVERED LUMENS	07LM 10LM 13LM 20LM 30LM <sup>2</sup> 40LM <sup>2</sup>	610 lm 870 lm 1130 lm 1730 lm 2600 lm 3460 lm
CCT	27K 30K 3500K 40K	2700K 3000K 3500K 4000K
CRI	83 98 <sup>1</sup>	83 CRI 98 CRI
REFLECTOR & LM MULTIPLIER	HE40 HE80 D40 D50 D60 S20 S30 S60 WH80	40° high efficiency diffused lens (0.95) 60° high efficiency diffused lens (0.94) 80° high efficiency diffused lens (0.98) 40° diffused with clear lens (0.88) 50° diffused with clear lens (0.89) 60° diffused with clear lens (0.90) 20° specular with clear lens (0.99) 30° specular with clear lens (1.00) 60° specular with clear lens (0.95) 80° brilliant white with clear lens (0.99) 10° narrow beam angle, see page 2 for details.
NO LENS OPTION	NL <sup>4</sup>	no lens
ACCESSORIES	HCL <sup>10</sup>	honeycomb louver
VOLTAGE	120 UNV	120V 120V-277V
DIMMING	DIM10 <sup>5</sup> DIM10Z <sup>5</sup> DALI <sup>6</sup> DALIZ <sup>2</sup> DMXZ LTE <sup>8</sup> LUT <sup>9</sup>  LUTP <sup>9</sup>  ELV <sup>6</sup>	eldoLED flicker free 0-10V dimming to 1% eldoLED flicker free 0-10V dimming to 0% eldoLED flicker free DALI dimming to 1% eldoLED flicker free DALI dimming to 0% DMX dim to zero Lutron Hi-lume 2-Wire (Triac) dimming to 1% Lutron Hi-lume Ecosystem dimming to 1%, Soft-on & Fade-to-Black Lutron Hi-lume Premier Ecosystem dimming to 0.1%, Soft-on & Fade-to-Black leading & trailing edge dimming (Triac/ELV)
MOUNTING OPTIONS	NC IC <sup>2</sup> ICAT <sup>2</sup> CP <sup>2</sup> RET	new construction with ceiling fitting plate insulation contact housing insulation contact/airtight housing chicago plenum housing retrofit, no ceiling fitting plate
TRIM COLOR	WH MC BK BZ WT	white matte chrome black bronze wheat Not applicable to trimless option. Do not include in trimless ordering code.
BEZEL COLOR	WH MC BK BZ WT	white matte chrome black bronze wheat
ELECTRICAL OPTIONS	EM <sup>7</sup> EM12 <sup>3,7</sup>	emergency battery backup, 90 minutes at 7W to LED emergency battery backup, 90 minutes at 12W to LED

## ORDERING CODE

Follow the steps to specify your fixture, example:

NU4 - RD - XTM19 - 13LM - 35K - 98 - D50 - 120 - DIM10 - NC - WH - WH - EM7

XTM19 (LED)	POWER	
	W (83 CRI)	W (98 CRI)
DELIVERED LM		
610	8	11
870	12	16
1130	15	23
1730	22	27
2600	36	42
3460	46	N/A

Power Factor ≥ 0.9

## NOTES

- 98CRI not available for 40LM.
- IC/ICAT/CP not available for 98CRI in 30LM or 83/98CRI in 40LM.
- EM12 not available for 83CRI in 07LM, 10LM or 13LM.
- No lens option available for S20, S30, S60, D40, D50, D60, or WH80 and is damp location rated.
- Driver uses logarithmic dimming curve as standard. For linear dimming curve add "LIN" after dimming code, i.e. DIM10LIN.
- Triac/ELV dimming available for 83/98CRI in 10LM, 13LM, 20LM, & 83CRI only in 30LM. Dimmable to < 10% in 10LM, 13LM, 120V only. Dimmable to < 1% in 20LM, 30LM.
- For integrated test switch add "ITS" after emergency backup code, i.e. EM12ITS. Test switch is mounted in the bezel of the fixture. Not available for RDM.
- LTE/LUT not available in 40LM.
- LUTP not available in 20LM, 30LM, or 40LM.
- HCL not available with lens. Multiply delivered lumens by (0.78) and beam spread by (0.80) when honeycomb louver is chosen.

## 10° NARROW BEAM - ORDERING CODE

SERIES	NU4	
TYPE	RD RDT RDM RDTMW	round downlight round downlight trimless round downlight metal round downlight trimless millwork
LED	XTM09	XICATO XTM 9mm
DELIVERED LUMENS	07LM 10LM 13LM 20LM	630 lm 880 lm 1070 lm 1610 lm
CCT	27K 30K 35K 40K	2700K 3000K 3500K 4000K
CRI	83 98 <sup>1</sup>	83 CRI 98 CRI
REFLECTOR & LM MULTIPLIER	S10	10° specular with clear lens
NO LENS OPTION	NL	no lens
ACCESSORIES	HCL <sup>7</sup>	honeycomb louver
VOLTAGE	120 UNV 347 <sup>8</sup>	120V 120V-277V 347V
DIMMING	DIM10 <sup>4</sup> DIM10Z <sup>4</sup> DALI <sup>4</sup> DALIZ <sup>4</sup> DMXZ LTE LUT  LUTP <sup>6</sup>  ELV <sup>5</sup>	eldoLED flicker free 0-10V dimming to 1% eldoLED flicker free 0-10V dimming to 0% eldoLED flicker free DALI dimming to 1% eldoLED flicker free DALI dimming to 0% DMX dim to zero Lutron Hi-lume 2-Wire (Triac) dimming to 1% Lutron Hi-lume Ecosystem dimming to 1%, Soft-on & Fade-to-Black Lutron Hi-lume Premier Ecosystem dimming to 0.1%, Soft-on & Fade-to-Black leading & trailing edge dimming (Triac/ELV)
MOUNTING OPTIONS	NC IC <sup>2</sup> ICAT <sup>2</sup> CP <sup>2</sup> RET	new construction with ceiling fitting plate insulation contact housing insulation contact/airtight housing chicago plenum housing retrofit, no ceiling fitting plate
TRIM COLOR	WH MC BK BZ WT	white matte chrome black bronze wheat Not applicable to trimless option. Do not include in trimless ordering code.
BEZEL COLOR	WH MC BK BZ WT	white matte chrome black bronze wheat
ELECTRICAL OPTIONS	EM7 EM12 <sup>3</sup>	emergency battery backup, 90 minutes at 7 watts to LED emergency battery backup, 90 minutes at 12 watts to LED

### ORDERING CODE

Follow the steps to specify your fixture, example:

**NU4 - RD - XTM09 - 20LM - 30K - 83 - S10 - 120 - DALIZ - NC - WH - WH - EM7**

XTM09 (LED)	POWER	
DELIVERED LM	W (83 CRI)	W (98 CRI)
630	13	15
880	19	22
1070	24	32
1610	38	N/A

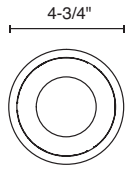
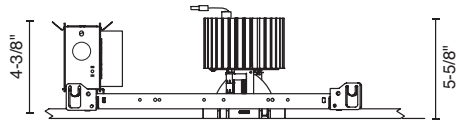
Power Factor ≥ 0.9

#### NOTES

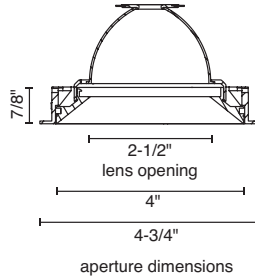
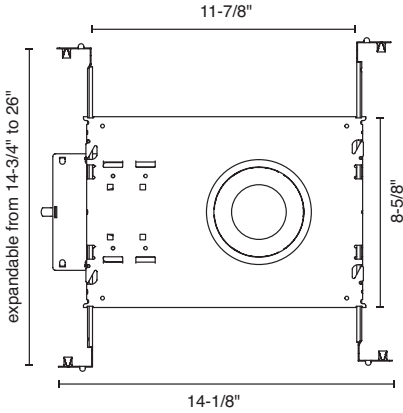
- 98CRI not available for 20LM.
- IC/ICAT/CP not available for 98CRI in 20LM.
- EM12 not available for 83CRI in 07LM or 10LM.
- Driver uses logarithmic dimming curve as standard. For linear dimming curve add "LIN" after dimming code, i.e. DIM10LIN.
- Triac/ELV dimming to <1% in 120V only.
- LUTP not available in 13LM or 20LM.
- HCL not available with lens. Multiply delivered lumens by (0.78) and beam spread by (0.80) when honeycomb louver is chosen.
- DIM10 offered in 347V using a dedicated 347V Osram 0-10V 1% Driver. All other dimming options are offered in 347V using a miniature Step-Down Transformer integrated with the Electrical Box. Triac and ELV dimming are not available.

MOUNTING OPTIONS

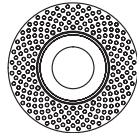
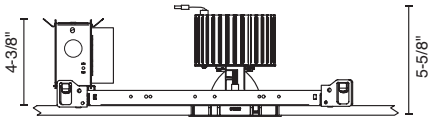
NC - NEW CONSTRUCTION  
TRIM



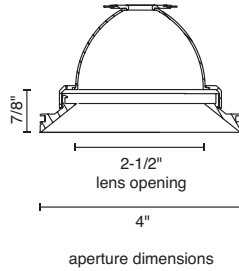
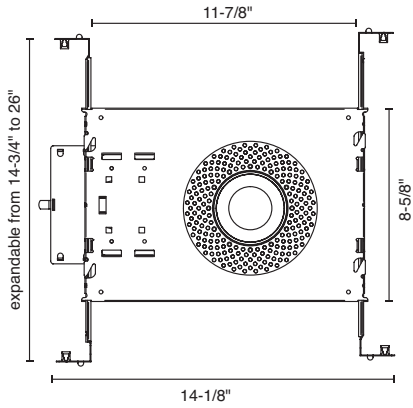
ceiling cutout  
4-3/8" diameter



NC - NEW CONSTRUCTION  
TRIMLESS

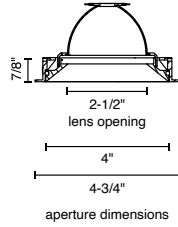
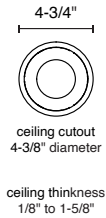


ceiling cutout  
4-1/2" diameter

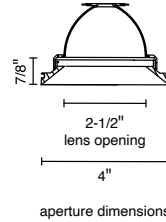
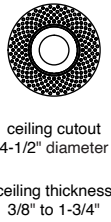


## MOUNTING OPTIONS (CONTINUED)

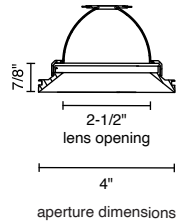
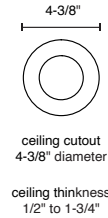
### TRIMMED




### TRIMLESS



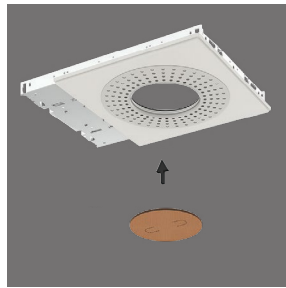
### MILLWORK



### TRIMLESS



1. Fasten mud frame to ceiling.



2. Insert protective cover (included).  
Apply joint compound over the mud frame.



3. Install LED assembly.



4. Install bezel.

### TRIMLESS MILLWORK



1. Insert Millwork Mounting Bracket  
using the included Plastic Spacer for  
proper depth positioning.



2. Use the included C-Clamps to  
temporarily hold the Plastic Spacer  
in position. Fasten the included wood  
screws into the Mounting Bracket using  
a right-angle impact driver (supplied  
by others).



3. Remove Plastic Spacer.



4. Install Luminaire.

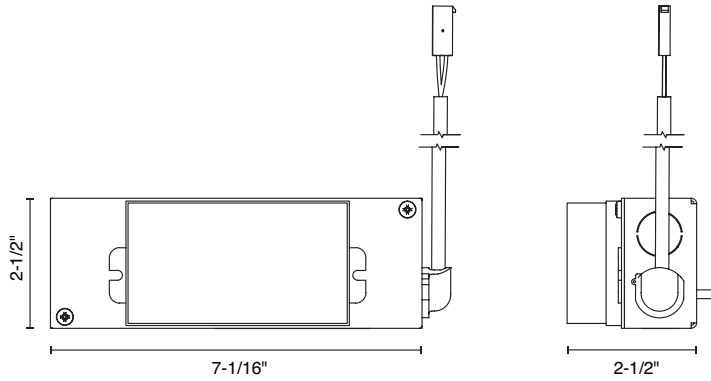


5. Insert Bezel to finish the installation.

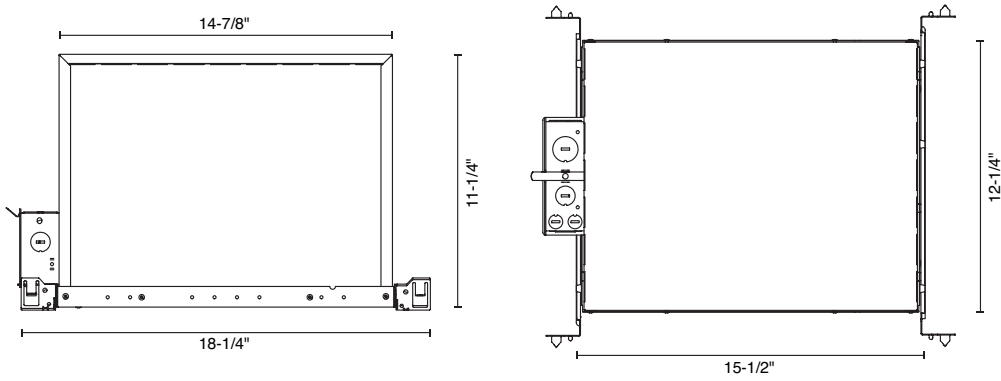


**MOUNTING OPTIONS (CONTINUED)**

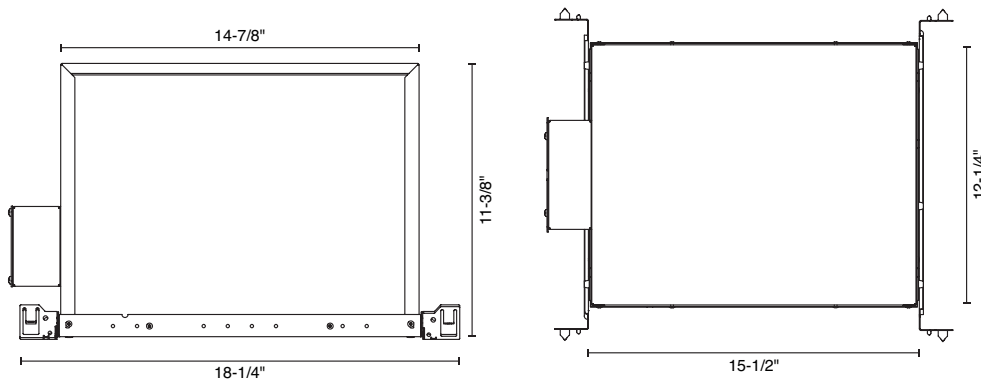
**RET - RETROFIT  
TRIM/TRIMLESS**



**IC<sup>1</sup> - INSULATION CONTACT HOUSING  
TRIM/TRIMLESS**



**CP - CHICAGO PLENUM  
ICAT - INSULATION CONTACT / AIR TIGHT  
TRIM/TRIMLESS**



**NOTES**

<sup>1</sup> Consult factory for smaller IC Housings when selecting lower lumen packages.



## ENERGY STAR - ORDERING CODE

SERIES	NU4	
TYPE	RD RDT RDM RDTMW	round downlight round downlight trimless round downlight metal round downlight trimless millwork
LED	XTM19	XICATO XTM 19mm
DELIVERED LUMENS	10LM 13LM 27LM 30LM 33LM 40LM	870 lm 1130 lm 2311 lm 2500 lm 2737 lm 3330 lm
CCT	27K 30K 35K 40K	2700K 3000K 3500K 4000K
CRI	83 90 <sup>2</sup>	83 CRI 90 CRI
REFLECTOR & LM MULTIPLIER	HE40 HE60 HE80 D40 <sup>3</sup> D60 <sup>3</sup> D50 <sup>3</sup> S20 S30 S60 WH80 <sup>4</sup>	40° high efficiency diffused lens (0.95) 60° high efficiency diffused lens (0.94) 80° high efficiency diffused lens (0.98) 40° diffused with clear lens (0.88) 60° diffused with clear lens (0.90) 50° diffused with clear lens (0.89) 20° specular with clear lens (0.99) 30° specular with clear lens (1.00) 60° specular with clear lens (0.95) 80° brilliant white with clear lens (0.99)
NO LENS OPTION	NL <sup>6</sup>	no lens
VOLTAGE	120 277	120V 277V
DIMMING	DIM10 DIM10Z <sup>5</sup>	eldoLED flicker free 0-10V dimming to 1% eldoLED flicker free 0-10V dimming to 0%
MOUNTING OPTIONS	NC IC <sup>1</sup> ICAT <sup>1</sup> RET	new construction with ceiling fitting plate insulation contact housing insulation contact/airtight housing retrofit, no ceiling fitting plate
TRIM COLOR	WH	white Not applicable to trimless option. Do not include in trimless ordering code.
BEZEL COLOR	WH	white
ENERGY STAR	ES	energy star

### ORDERING CODE

Follow the steps to specify your fixture, example:

NU4 - RD - XTM19 - 13LM - 27K - 90 - S60 - 120 - DIM10 - IC - WH - WH - ES

### NOTES

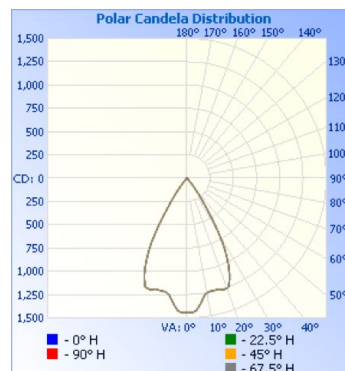
1. IC and ICAT only available for 10LM and 13LM.
2. 90CRI only available for 10LM and 13LM.
3. D40, D50, D60 only available for 27LM, 30LM, 33LM and 40LM.
4. WH80 only available for 10LM and 13LM.
5. DIM10Z not available for 10LM and 13LM.
6. No lens option only available for 27LM, 30LM, 33LM and 40LM and only for reflectors S20, S30, S60, D40, D50 and D60.

### Zonal Lumen Summary

Zone	Lumens	%Lamp	%Fixt
0-20	480.52	N.A.	41.00
0-30	953.58	N.A.	81.40
0-40	1138.16	N.A.	97.20
0-60	1160.67	N.A.	99.10
0-80	1167.37	N.A.	99.70
0-90	1168.34	N.A.	99.80
10-90	1040.99	N.A.	88.90
20-40	657.64	N.A.	56.20
20-50	674.83	N.A.	57.60
40-70	26.56	N.A.	2.30
60-80	6.71	N.A.	0.60
70-80	2.65	N.A.	0.20
80-90	0.97	N.A.	0.10
90-110	1.03	N.A.	0.10
90-120	1.47	N.A.	0.10
90-130	1.83	N.A.	0.20
90-150	2.36	N.A.	0.20
90-180	2.68	N.A.	0.20
110-180	1.64	N.A.	0.10
0-180	1171.02	N.A.	100.00

### Zonal Lumen Summary

Zone	Lumens
0-10	127.36
10-20	353.16
20-30	473.06
30-40	184.58
40-50	17.18
50-60	5.32
60-70	4.05
70-80	2.65
80-90	0.97
90-100	0.54
100-110	0.49
110-120	0.43
120-130	0.36
130-140	0.29
140-150	0.24
150-160	0.17
160-170	0.11
170-180	0.04



Illuminance at a Distance		
Center Beam fc	Beam Width	
1.7ft	500 fc	1.9 ft
3.3ft	133 fc	3.7 ft
5.0ft	57.8 fc	5.7 ft
6.7ft	32.2 fc	7.6 ft
8.3ft	21.0 fc	9.4 ft
10.0ft	14.4 fc	11.4 ft
■ Beam Spread: 59.2°		

NU4-RD-XTM19-13LM-30K-83-S60-120-DIM10-RET-WH-WH-ES