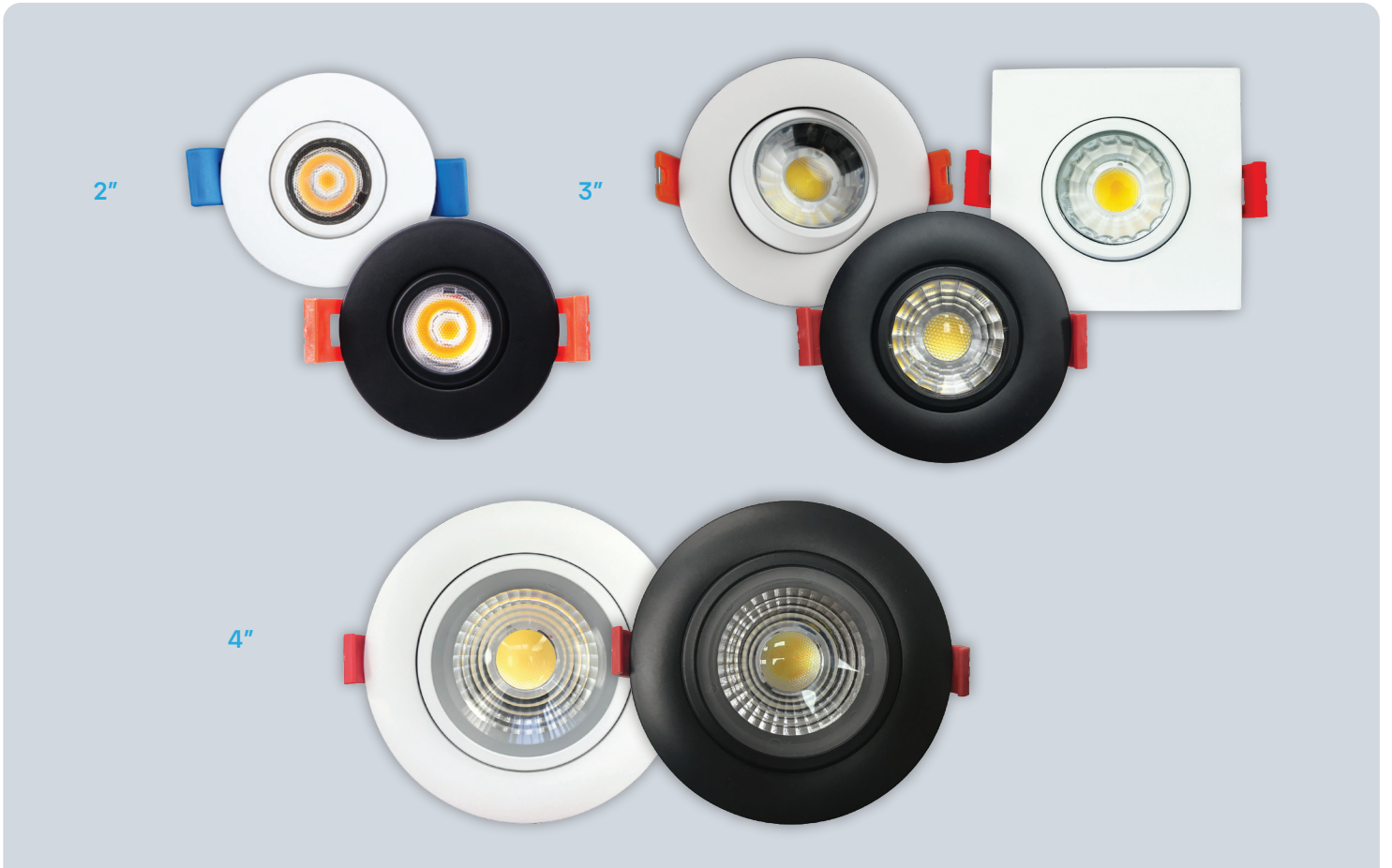


## LED SPOTLIGHT CANLESS GIMBAL - 5 CCT SELECTABLE 2", 3", 4"



**CRI 90**

**COLOR SELECTABLE**  
2700K 3000K 3500K 4000K 5000K

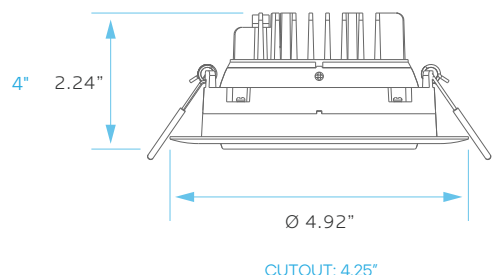
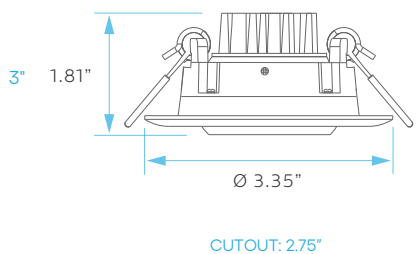
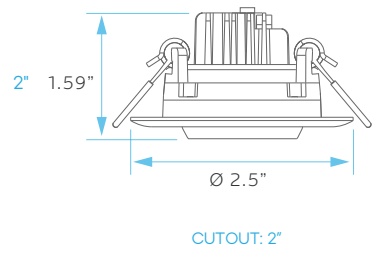
30°  
360°  
GIMBAL

**DIMMABLE**  
TRIAC

**IC RATED**

**DAMP LOCATION RATED**

**3 YEAR WARRANTY**



## ELECTRICAL

	MODEL	DESCRIPTION	POWER	INPUT VOLTS	LUMEN EFFICACY	LIFETIME	COST/YR	
2"	RD	LR23236	LED5W/DL2/GB/5CCT/FL	5	120V	80	50,000	\$ 0.60
		LR23242	LED5W/DL2/GB/5CCT/RD/BK	5	120V	80	50,000	\$ 0.60
3"	RD	LR23220	LED8W/DL3/GB/5CCT/RD	8	120V	75	50,000	\$ 0.96
		LR23221	LED8W/DL3/GB/5CCT/RD/BK	8	120V	75	50,000	\$ 0.96
	SQ	LR23222	LED8W/DL3/GB/5CCT/SQ	8	120V	75	50,000	\$ 0.96
4"	RD	LR23225	LED11W/DL4/GB/5CCT/RD	11	120V	91	50,000	\$ 1.32
		LR23226	LED11W/DL4/GB/5CCT/RD/BK	11	120V	91	50,000	\$ 1.32

## PHOTOMETRIC


MODEL	DESCRIPTION	COLOR (CCT)	TEMP	LUMEN	CRI	FLOOD	ETL	ENERGY STAR	PLATE (KNOCKOUT)
LR23236	LED5W/DL2/GB/5CCT/FL	2700K/3000K/3500K/4000K/5000K	CCT SELECT	400	90	40°	YES	YES	LR41004 (#0) LR41006 (#0) LR41010 (L0)
LR23242	LED5W/DL2/GB/5CCT/RD/BK	2700K/3000K/3500K/4000K/5000K	CCT SELECT	400	90	40°	YES		LR41004 (#0) LR41006 (#0) LR41010 (L0)
LR23220	LED8W/DL3/GB/5CCT/RD	2700K/3000K/3500K/4000K/5000K	CCT SELECT	600	90	40°	YES	YES	LR41004 (#1) LR41010 (L1)
LR23221	LED8W/DL3/GB/5CCT/RD/BK	2700K/3000K/3500K/4000K/5000K	CCT SELECT	600	90	40°	YES		LR41004 (#1) LR41010 (L1)
LR23222	LED8W/DL3/GB/5CCT/SQ	2700K/3000K/3500K/4000K/5000K	CCT SELECT	600	90	40°	YES		LR41004 (#1) LR41010 (L1)
LR23225	LED11W/DL4/GB/5CCT/RD	2700K/3000K/3500K/4000K/5000K	CCT SELECT	1000	90	40°	YES	YES	LR41002 (#1) LR41006 (#3) LR41010 (R1)
LR23226	LED11W/DL4/GB/5CCT/RD/BK	2700K/3000K/3500K/4000K/5000K	CCT SELECT	1000	90	40°	YES		LR41002 (#1) LR41006 (#3) LR41010 (R1)

COMPATIBLE WITH:

**LR35126**  
Emergency LED Driver



**LR41004**  
New Construction Mounting Plate




KNOCKOUTS



KNOCKOUT SIZE
#0 02.125" (Ø54 mm)
#1 02.83" (Ø72 mm)
#2 03.75" (Ø95 mm)
#3 05.19" (Ø132 mm)

**LR41002**  
New Construction Mounting Plate




KNOCKOUTS



KNOCKOUT SIZE

#0 03.14" (Ø80 mm)
#1 04.33" (Ø110 mm)
#2 06.29" (Ø160 mm)

**LR41006**  
New Construction Mounting Plate



KNOCKOUTS



KNOCKOUT SIZE

#0 02.12" (Ø54 mm)
#1 03.15" (Ø80 mm)
#2 03.75" (Ø95 mm)
#3 04.25" (Ø108 mm)
#4 05.25" (Ø132 mm)
#5 06.25" (Ø159 mm)

**LR41010**  
New Construction Mounting Plate



KNOCKOUT SIZE

#L0 02.12" (Ø54 mm)
#L1 02.83" (Ø72 mm)
#L2 03.75" (Ø95mm)

KNOCKOUTS



KNOCKOUT SIZE

#R0 03.25" (Ø82 mm)
#R1 04.33" (Ø110 mm)
#R2 05.25" (Ø132mm)
#R3 06.25" (Ø160 mm)