

Project Name:	Part Number:	Type:
---------------	--------------	-------



407-478-3759  
www.ilp-inc.com

# WALL PACK SERIES

## FEATURES

- Architectural Wedge die-cast aluminum housing
- Bronze polyester powder coat finish (std.)
- Custom and factory select colors available
- Full Cutoff Type III & Type IV Distributions
- 3,000 - 14,000 Delivered Lumens with up to 147 LPW
- 3000K, 4000K & 5000K CCT Selectable via Integral selector
- Lumen Selectable - 3 lumen levels per SKU
- 120-277V Universal Voltage or 277-480V High Voltage
- 0-10V Dimmable Driver (std.)
- 6kV Surge protection
- >70 Color Rendering Index (CRI)
- Calculated L70 >100,000 hrs @ 25°C per TM-21-11
- Operating Ambient Temperature: -40°C to +40°C (-40°F to 104°F)
- Bluetooth Programmable PIR Occupancy, Photocell, & Bi-Level Dimming Sensors Available
- Five ½" coin plugs on sides for conduit or electronic photocell
- Battery backup & cold weather battery options available
- IP65 Rated Luminaire
- IDA Dark Sky Compliant; 3000K is IDA Listed
- 5 Year Warranty; 10 Year Optional Warranty
- ETL Listed for Wet Locations
- DesignLights Consortium® Premium Qualified Luminaire<sup>9</sup>



legrand® LEVITON

## SUITABLE APPLICATIONS

- Exterior Wall Lighting
- Building Entrances
- Pedestrian Walkways
- Multi-use Facilities
- Industrial Facilities
- Parking Lots
- Storage Facilities
- Education
- Multi-Family
- Retail
- Office

## ORDERING GUIDE

SERIES	LUMENS	VOLTAGE	CCT	DISTRIBUTION	FINISH	WARRANTY	CONTROL OPTIONS	
VWM	3L/4L/5L <sup>4,6</sup>	3/4/5,000 lm Selectable	U 120-277v	CCTS <sup>4,6</sup> Selectable CCT	T3 Type 3	BRZ Bronze	(Blank) 5YR	ZLD1Z <sup>4,5</sup> Leviton ZLD1Z 120-277V Bluetooth Groupable Sensor (16 Devices) with 8-20' & 20-40' lens incl.
	3L	3,000 lm	HV <sup>7</sup> 277-480v	(3000K, 4000K, 5000K)	T4 Type 4	BLK <sup>1</sup> Black	10 Year <sup>2</sup> 10YR	FSP-311/Lx <sup>4,5</sup> Legrand FSP-311 120-277V Sensor (X = Mounting Height 3=10-20', 7=20-40')
	4L	4,000 lm				SLV <sup>1</sup> Silver		FSP-321/Lx <sup>5</sup> Legrand FSP-321 120-480V Sensor (X = Mounting Height 3=10-20', 7=20-40')
	5L	5,000 lm				WHT <sup>1</sup> White		
	8L/11L/14L <sup>4,6</sup>	8/11/14,000 lm Selectable						
	8L	8,000 lm						
	11L	11,000 lm						
	14L	14,000 lm						

### OPTIONS - FACTORY INSTALLED

SP1 <sup>3,4</sup>	10KA Max 120-277V Surge Protector
SP2 <sup>3,4</sup>	20KA Max 120-277V Surge Protector
SP1HV	10kA Max 480V Surge Protector
SP480V2	20kA Max 480V Surge Protector
FUSE/SXXX	Fuse - Single-line Voltage (120, 277 or 347)
FUSE/DXXX	Fuse - Dual-line Voltage (208V, 240V or 480V)
EM14 <sup>3,4</sup>	14W CEC Title 20 Battery Backup
EMCT6 <sup>3,4</sup>	6W Cold Temp Battery Backup -40°F (-40°C)
EMCT8 <sup>3,4</sup>	8W Cold Temp Battery Backup -22°F (-30°C)
EMCT14 <sup>3,4</sup>	14W Cold Temp Battery Backup -4°F (-20°C)

### SHIP-WITH ACCESSORIES

+PCU<sup>4</sup> Electronic UNIV Photocell (120-277V)

<sup>1</sup> Bronze finish standard, Consult factory for pricing & availability of other finishes; subject to longer lead-times  
<sup>2</sup> Requires additional surge protection (SP1, SP1HV, SP2, SP480V2); For additional details see general terms and conditions  
<sup>3</sup> SP1/SP2 specified in combination with Battery Backups, separate surge protectors are required per electrical line  
<sup>4</sup> Not Available with HV

<sup>5</sup> Requires Bluetooth Enabled device for programming (provided by others)  
<sup>6</sup> Highest Lumen Package and 4000K are standard settings  
<sup>7</sup> HV Option removes lumen and CCT selectability. Must specify lumen package and CCT (30/40/50); Does not qualify for DLC  
<sup>8</sup> Not all versions of this product may be DLC Premium qualified. Please check the DLC website at designlights.org/QPL to confirm which versions qualify.



# WALL PACK SERIES



## QUICK SHIP ORDERING:

SERIES	LUMENS	VOLTAGE	CCT	DISTRIBUTION	FINISH	WARRANTY
VWM	3L/4L/5L 8L/11L/14L	U 120-277v	CCTS <sup>3</sup> Selectable CCT (3000K, 4000K, 5000K)	T4 Type 4	BRZ Bronze	(Blank) 5 YR  10 Year <sup>1</sup> 10 YR
ACCESSORIES						
		+PCU <sup>2</sup>		Electronic UNIV Photocell (120-277V)		

<sup>1</sup> Requires additional surge protection (SP1, SP1HV, SP2, SP480V2); For additional details see general terms and conditions

<sup>2</sup> Not Available with HV

<sup>3</sup> Highest Lumen Package and 4000K are standard settings

LED SYSTEMS INFO <sup>1</sup>	LENS	3500K		4000K		5000K		BUG RATING	WATTS <sup>2</sup>	REPLACES	DLC <sup>3</sup>
		Lumens	Efficacy	Lumens	Efficacy	Lumens	Efficacy				
VWM-3L/4L/5L-U-CCTS	T3	5304	132.0	5813	144.7	5509	137.1	B2-U0-G1	40.2	175W MH	Premium
	T4	5191	129.2	5631	141.6	5384	134.2	B1-U0-G1			
VWM-3L-U-CCTS	T3	2678	133.4	2935	146.2	2781	138.6	B1-U0-G1	20.1	150W MH	Premium
	T4	2621	130.6	2873	143.1	2723	135.7	B1-U0-G1			
VWM-4L-U-CCTS	T3	3949	132.6	4328	145.3	4102	137.7	B1-U0-G1	29.8	150W MH	Premium
	T4	3866	129.8	4236	142.3	4015	134.8	B1-U0-G1			
VWM-5L-U-CCTS	T3	5304	132.0	5813	144.7	5509	137.1	B2-U0-G1	40.2	175W MH	Premium
	T4	5191	129.2	5631	141.6	5384	134.2	B1-U0-G1			
VWM-8L/11L/14L-U-CCTS	T3	13302	132.9	14605	145.9	13829	138.1	B3-U0-G3	100.1	320W MH	Premium
	T4	12875	128.6	14079	141.2	13380	133.7	B3-U0-G2			
VWM-8L-U-CCTS	T3	8030	134.5	8817	147.7	8348	139.9	B2-U0-G2	59.7	250W MH	Premium
	T4	7771	130.2	8533	143.0	8080	135.4	B2-U0-G1			
VWM-11L-U-CCTS	T3	10708	133.6	11757	146.7	11132	138.9	B3-U0-G2	80.2	320W MH	Premium
	T4	10363	129.3	11379	142.0	10774	134.4	B3-U0-G2			
VWM-14L-U-CCTS	T3	13302	132.9	14605	145.9	13829	138.1	B3-U0-G3	100.1	320W MH	Premium
	T4	12875	128.6	14079	141.2	13380	133.7	B3-U0-G2			

<sup>1</sup>Values are nominal, see IES file for more detail    <sup>2</sup>Electrical data at 25C (77F). Actual wattage may differ by +/-10%.  
<sup>3</sup>Not all versions of this product may be DLC Premium qualified. Please check the DLC website at [designlights.org/QPL](http://designlights.org/QPL) to confirm which versions qualify.

## ELECTRICAL DATA (AMPS)

Lumen Package	Wattage	120V	208V	240V	277V	347V	347V
VWM-3L/4L/5L-U-CCTS	40.2 W	0.34 V	0.19 V	0.17 V	0.15 V	0.12 V	0.08 V
VWM-3L-U-CCTS	20.1W	0.17 V	0.10 V	0.08 V	0.07 V	0.06 V	0.04 V
VWM-4L-U-CCTS	29.8 W	0.25 V	0.14 V	0.12 V	0.11 V	0.09 V	0.06 V
VWM-5L-U-CCTS	40.2 W	0.34 V	0.19 V	0.17 V	0.15 V	0.12 V	0.08 V
VWM-8L/11L/14L-U-CCTS	100.1 W	0.83 V	0.48 V	0.42 V	0.36 V	0.29 V	0.21 V
VWM-8L-U-CCTS	59.7 W	0.50 V	0.29 V	0.25 V	0.22 V	0.17 V	0.12 V
VWM-11L-U-CCTS	80.2 W	0.67 V	0.39 V	0.33 V	0.29 V	0.23 V	0.17 V
VWM-14L-U-CCTS	100.1 W	0.83 V	0.48 V	0.42 V	0.36 V	0.29 V	0.21 V

<sup>1</sup>Electrical data at 25C (77F). Actual wattage may differ by +/-10%

## SPECIFICATIONS

### CONSTRUCTION

The Viewpoint Wall Pack series features an architectural rectilinear wedge shape with die-cast aluminum construction. The VWM is protected with a durable Bronze polyester powder coat finish to withstand extreme weather changes without cracking or peeling with optional wet paint Black, White, and Silver finishes (Consult factory for pricing & availability of alternate finishes). The recessed LED source allows for a full cutoff designation with no uplight and complies with IDA in 3000K CCT. The fully gasketed housing is IP65 rated for ingress protection against moisture and environmental contaminants. A one-piece silicone gasket seals door and back box. Salt Spray tested for 500 hrs.

### OPTICS

The isolated IP65 rated silicone gasket sealed optical chamber utilizes impact resistant and UV stabilized polycarbonate optics to provide exceptional coverage in IES types T3 & T4 distributions. CCT Selectable via integral switch in 3000K, 4000K, & 5000K color temperatures per ANSI C78.377. 5 Step McAdams Ellipse Binning. Minimum CRI of 70. The VWM produces Zero uplight and is IDA listed in 3000K color temperature.

### ELECTRICAL

High-performance driver features over-voltage, under-voltage, short circuit and over temperature protection. 0-10V dimming (10% - 100%) standard. Standard Universal Voltage (120-277 Vac) Input 50/60 Hz or optional High Voltage (277-480 Vac). L70 >100,000 hrs. in accordance of IESNA TM-21-19 Projected values at 25°C Ambient temperature. Total harmonic distortion: 0.90. Input power stays constant over life. Minimum 6kV surge rating meets Category C Low operation (per ANSI/IEEE C62.41.2). Additional protection is available in 10kV and 20kV options. Optional 120-277V battery backup & cold weather battery options provide 90 minutes of constant power to the LED system, ensuring code compliance. Select models CEC title 20 Compliant, see ordering guide.

### THERMAL

The VWM features an array of High-efficacy LED's mounted on a metal core circuit board. The LED boards are mounted directly to the cast

aluminum housing with heat dissipating fins to provide excellent thermal performance extending the life of electronic components. Operating Ambient Temperature: -40°C to +40°C (-40°F to 104°F). Operating temperature for standard battery backup: 0°C to +40°C (+32°F to +104°F), EMCT10: -20°C to +45°C; EMCT8: -30°C to +40°C; EMCT6: -40°C to +35°C.

### INSTALLATION

The Viewpoint Wall Pack is designed for effortless installation to standard 3-1/2" to 4" round/octagonal, 4" square, single gang, masonry junction boxes or vertical surface mounting (secured by lag bolts (supplied by others)). 1/2" NPT conduit entry points allow for surfaceconduit or thru-branch wiring. Back box is an authorized electrical wiring compartment. Integral CCT selector allows for CCT tuning at time of installation.

### CONTROLS

Five 1/2" NPT apertures allow for field or factory installed 120-277V universal electronic photocell. Optional PIR sensors available installed separate mounting box below the luminaire. Sensors provide optional on/off control, photocell capability, bi-level dimming, high-end trim, and bluetooth configuration allows for on-site modifications. Grouping Options available via ZLD1Z sensor. See page 4 for more details.

### WARRANTY

5 Year Warranty Standard; 10 Year Warranty Optional (Terms and Conditions apply).

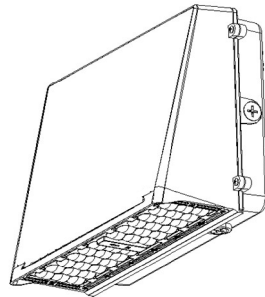
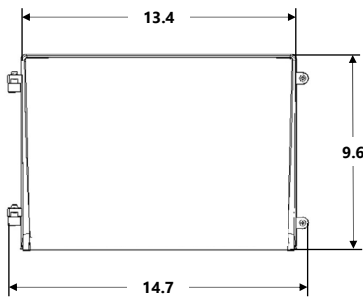
### CERTIFICATIONS

ETL Listed for wet locations. IP65 Rated per IEC 60598. Tested in accordance with IESNA LM-79 and LM-80 standards. RoHS Compliant. Title 24 Compliant; see local ordinance for qualification information.

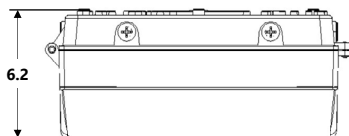
## LINE DRAWINGS

### VWM

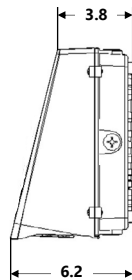
#### Front



#### Top



#### Side




# viewpoint

## WALL PACK SERIES

### CONTROL OPTIONS

#### BASIC CONTROLS



#### FSP-311/Lx or FSP-321/Lx

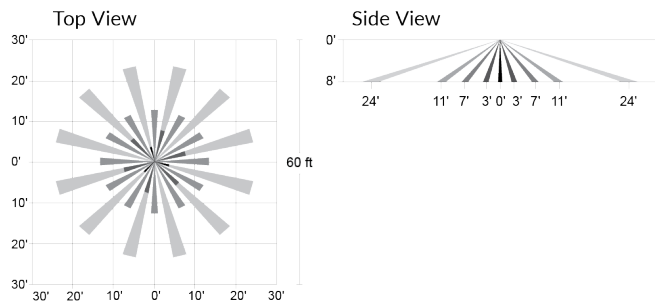
Optional Bluetooth Programmable PIR sensor allows for Continuous Dimming, Motion and/ or daylight harvesting, Fully adjustable high/low dimmed light levels, and Adjustable time delay/ cutoff delay. The sensor is programmed via a free iOS® or Android® Sensor Configuration App (compatible device provided by others). See coverage patterns below.

Default Settings:

- High Mode: 100% Output
- Low Mode: 10% Output
- Time Delay: 5 mins
- Cutoff: 1 hr
- Sensitivity: High
- Photocell: Disabled
- Continuous Dimming: Disabled

#### COVERAGE PATTERNS

#### FSP311/L2 or FSP-321/L2



#### ADVANCED



#### PCU

Three 1/2" apertures allow for field or factory installed 120-277V universal electronic pencial photocell

#### ADVANCED CONTROLS

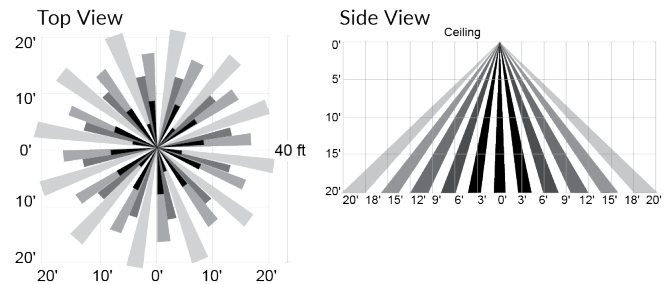
#### Leviton ZLD1Z

Optional Bluetooth Groupable PIR sensor that allows for Programmable Options such as, Continuous Dimming, Motion and/ or daylight harvesting, fully adjustable high/low dimmed light levels, and Adjustable time delay/ cutoff delay. The sensor is programmed via a free iOS® or Android® Sensor Configuration App (compatible device provided by others). Sensor Mesh Grouping allows for 16 devices per group, with both Occupancy and Daylight Control. Recommended spacing < 100'. Comes standard with both 8'-20' or 20'-40' mounting lenses.

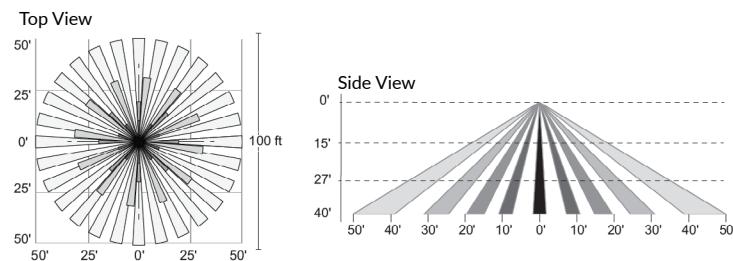
Default Settings:

- High Mode: 100% Output
- Auto-ON/Auto-OFF with 20-minute timeout
- Sensitivity: High
- Daylight Harvesting: Enabled

#### FSP311/L3 or FSP-321/L3

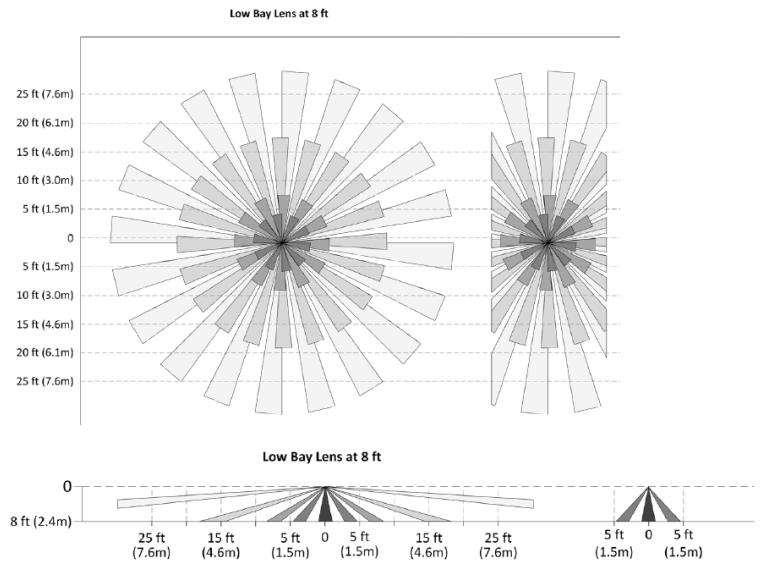
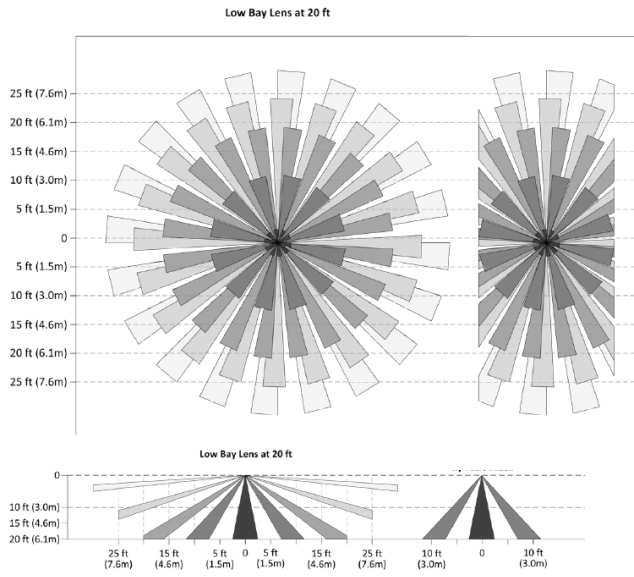


#### FSP311/L7 or FSP-321/L7

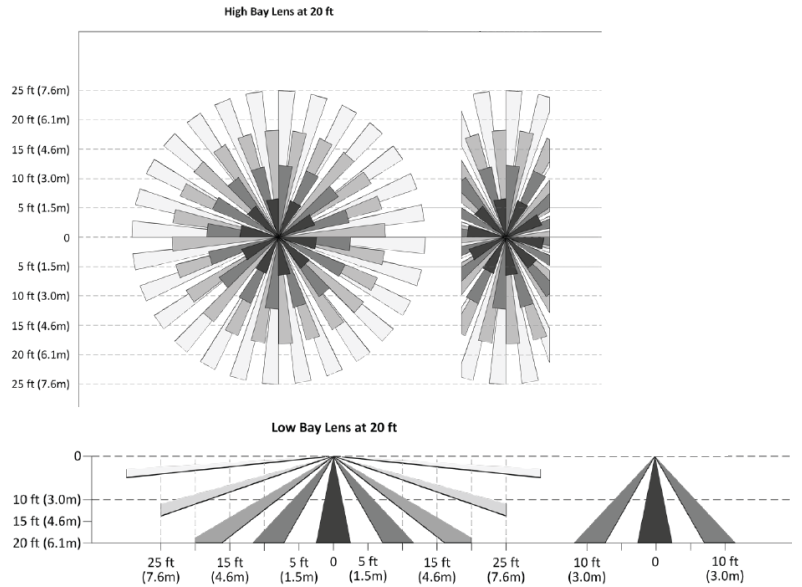
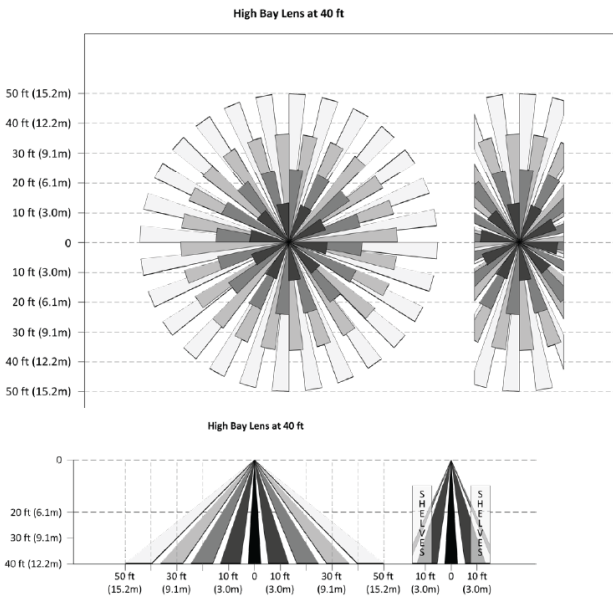


**COVERAGE PATTERNS**

**Leviton Low Mount**



**Leviton High Mount**



## PHOTOMETRIC REPORTS

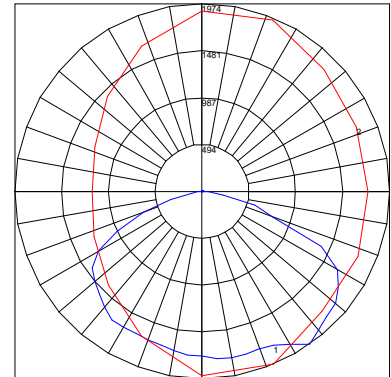
LUMINAIRE DATA	
Part Number	VWM-3L/4L/5L-U-40-T3
Description	ViewPoint Wall Pack, Selectable 3,000/4,000/5,000 Lumens, 4000K CCT, Type 3 Optic
Fixture Lumens (lm)	5813 Lumens
Wattage (W)	40.18 W
Efficacy (lm/W)	144.7 lm/W
Mounting	Wall-Mounted
Spacing Criteria	N/A

LUMINAIRE DATA	
Part Number	VWM-3L/4L/5L-U-40-T4
Description	ViewPoint Wall Pack, Selectable 3,000/4,000/5,000 Lumens, 4000K CCT, Type 4 Optic
Fixture Lumens (lm)	5632 Lumens
Wattage (W)	39.77 W
Efficacy (lm/W)	141.6 lm/W
Mounting	Wall-Mounted
Spacing Criteria	N/A

LUMINAIRE DATA	
Part Number	VWM-8L/11L/14L-U-40-T3
Description	ViewPoint Wall Pack, Selectable 8,000/11,000/14,000 Lumens, 4000K CCT, Type 3 Optic
Fixture Lumens (lm)	13302 Lumens
Wattage (W)	100.11 W
Efficacy (lm/W)	132.9 lm/W
Mounting	Wall-Mounted
Spacing Criteria	N/A

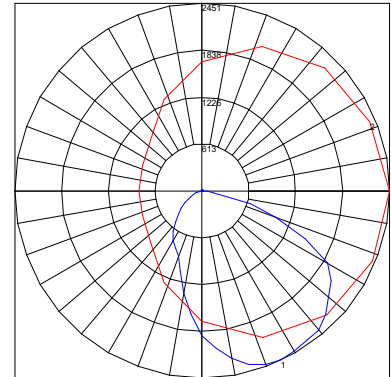
LUMINAIRE DATA	
Part Number	VWM-8L/11L/14L-U-40-T4
Description	ViewPoint Wall Pack, Selectable 8,000/11,000/14,000 Lumens, 4000K CCT, Type 4 Optic
Fixture Lumens (lm)	12875 Lumens
Wattage (W)	49.5 W
Efficacy (lm/W)	100.11 lm/W
Mounting	Wall-Mounted
Spacing Criteria	N/A

### CANDELA PLOT



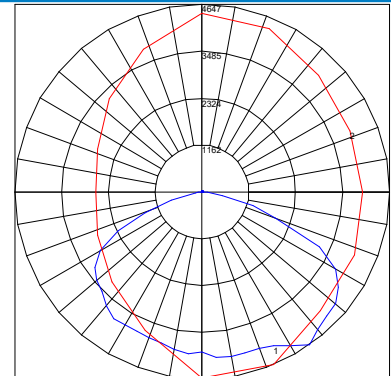
Maximum Candela = 1974 Located At Horizontal Angle = 292.5, Vertical Angle = 35  
# 1 - Vertical Plane Through Horizontal Angles (292.5 - 112.5) (Through Max. Cd.)  
# 2 - Horizontal Cone Through Vertical Angle (35) (Through Max. Cd.)

### CANDELA PLOT



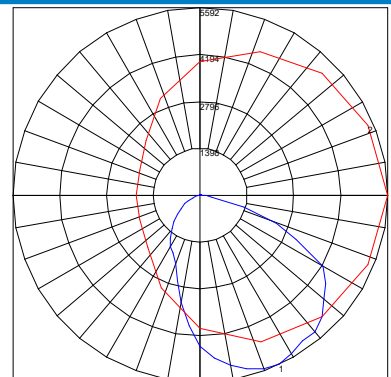
Maximum Candela = 2451 Located At Horizontal Angle = 360, Vertical Angle = 25  
# 1 - Vertical Plane Through Horizontal Angles (360 - 180) (Through Max. Cd.)  
# 2 - Horizontal Cone Through Vertical Angle (25) (Through Max. Cd.)

### CANDELA PLOT



Maximum Candela = 4647.041 Located At Horizontal Angle = 292.5, Vertical Angle = 35  
# 1 - Vertical Plane Through Horizontal Angles (292.5 - 112.5) (Through Max. Cd.)  
# 2 - Horizontal Cone Through Vertical Angle (35) (Through Max. Cd.)

### CANDELA PLOT



Maximum Candela = 5591.583 Located At Horizontal Angle = 360, Vertical Angle = 25  
# 1 - Vertical Plane Through Horizontal Angles (360 - 180) (Through Max. Cd.)  
# 2 - Horizontal Cone Through Vertical Angle (25) (Through Max. Cd.)