

VT4

LED Vaportite

Product Description

The VT4 LED Linear Vaportite is designed to give long lasting, energy efficient light in demanding locations. The VT4 is provided with CCT and lumen output selectable options with the choice of 3500K, 4000K, or 5000K CCTs and low, medium, and high lumen output. It is also DLC 5.1 Standard certified, ensuring top of the line quality and performance. This IP66 rated fixture is dust and water tight and replaces legacy fluorescent strip lights in car wash operations, garages, maintenance facilities, canopies, locker rooms and stairwells.

Construction

- Fully gasketed polycarbonate housing
- Captive stainless steel latches ensure a water tight seal
- Fully sealed light chamber keeps LEDs sealed during installation

Optical System

- UV stabilized, frosted polycarbonate lens
- Wrapped lens provides 5% uplight
- 80+ CRI

Electrical

- Input voltage of 120-277VAC
- Wattage selector switch on driver, CCT selector switch in body
- Dim-to-off via 0-10VDC controls
- Optional, factory installed, 8W and 18W EM packs available
- Power factor > 0.95
- THD < 6%
- Luminaire surge protection level: designed to withstand up to 2.5kV ring wave per ANSI C82.77-5-2017 requirements for Indoor Hard-wired and Indoor Portable Luminaires

Controls

- Optional microwave sensor installs behind lens
- 12V output from driver to power NICOR sensor

Mounting and Installation

- Toolless surface mount installation via spring-steel clips
- Clips contain mounting feature for cable suspension
- Can be surface mounted to walls and ceilings for application variability
- Drill through knockouts available: 3 on back, 1 on each end
- Operating temperature range:
 - -40°F to 113°F (-40° to 45°C) when surface mounted
 - -40°F to 122°F (-40° to 50°C) when suspended at least 18" from ceiling.
- For installations where power surge may be possible, NICOR recommends installing additional surge protection at the electrical distribution panel

Listings

- cETLus 1598 Listed for wet locations
- UL94 5VA flame classification
- IP66 Rated
- RoHS Compliant
- DLC 5.1 Standard Compliant
- Meets FCC Part 15, Subpart B, Class A standards for conducted and radiated emissions
- TM-21 Reported L70(9k) life >50,000 hours
- LM-79, LM-80 testing performed in accordance with IESNA standards

Warranty


- 5-year limited system warranty standard
- Warranty does not cover product failure due to an overvoltage event (power surge)

Project

Catalog

Type

Date



VT4

LED Adjustable Vapor Tight

Wattage Selectable
CCT Selectable



VT4

LED Vaportite

Ordering

Ordering Information						Example: VT4454SUNVS8
Series	Version	Length & Selectable Output	Voltage	Selectable CCT	Sensor	Emergency ¹
VT	4 (Version 4)	454S (4 feet, 45/38/34W)	UNV (120-277 VAC)	S8 (35/40/50K)	Blank (none)	Blank (none)
					M (microwave)	E2 (8W)
						E3 (18W)

Specifications and dimensions subject to change without notice.

Accessories

Snap In Microwave Motion Sensor	SNAPINSENSORMW
Remote Control for Snap In Sensor	SNAPINMWREMOTE

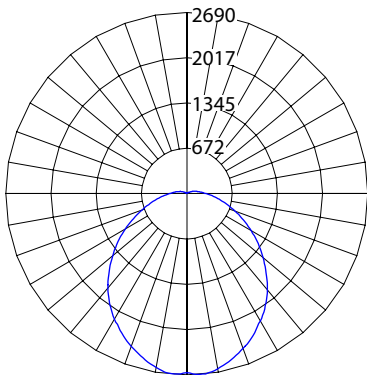
Performance Data

Performance Data						Emergency Pack Performance Data		
Model	Output Setting	Nominal CCT	Lumens	Max Watts	Efficiency	E1 Lumens	E2 Lumens	E3 Lumens
VT4454S	Standard	3500	5364	37.2	144.2	-	1154	2596
		4000	5678		152.6	-	1221	2747
		5000	5544		149.0	-	1192	2682
	Medium	3500	6256	44.5	140.6	-	1125	2531
		4000	6623		148.8	-	1190	2678
		5000	6466		145.3	-	1162	2615
	High	3500	7523	55.9	134.6	-	1077	2423
		4000	7964		142.5	-	1140	2565
		5000	7776		139.1	-	1113	2504

Photometric Data

VT44 3500K High Output

Input Voltage (VAC)	120-277
System Level Power (W)	55.8
Delivered Lumens (Lm)	7523
System Efficacy (Lm/W)	133.7
Correlated Color Temp (K)	3403
Color Rendering Index (CRI)	82
Beam Angle (0)	107.3
Beam Angle (90)	98.6
Spacing Criteria (0)	1.22
Spacing Criteria (90)	1.22



Cone of Light Tabulation		
Mounted height (Feet)	Footcandles Beam Center	Diameter (Feet)
8	41.3	21.7
10	26.4	27.2
12	18.3	32.6
14	13.5	38.0

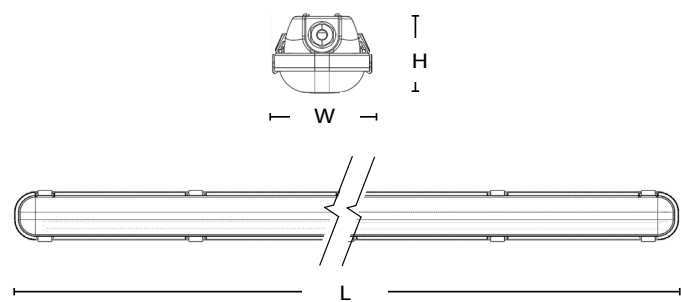
Data Multiplier			
VT44			
	35K	40K	50K
Low	0.713	0.755	0.737
Med	0.832	0.880	0.860
High	1.000	1.059	1.034



VT4

LED Vaportite

Dimensions



Dimension Data			
Model	Length	Width	Height
4'	47.25 in (1200 mm)	3.77 in (95.8 mm)	3.15 in (80 mm)

This device complies with part 15 of the FCC Rules. Operation is subject to the following two conditions: (1) This device may not cause harmful interference, and (2) this device must accept any interference received, including interference that may cause undesired operation.

NOTE: This equipment has been tested and found to comply with the limits for a Class A digital device, pursuant to part 15 of the FCC Rules. These limits are designed to provide reasonable protection against harmful interference when the equipment is operated in a commercial environment. This equipment generates, uses, and can radiate radio frequency energy and, if not installed and used in accordance with the instruction manual, may cause harmful interference to radio communications. Operation of this equipment in a residential area is likely to cause harmful interference in which case the user will be required to correct the interference at his own expense.