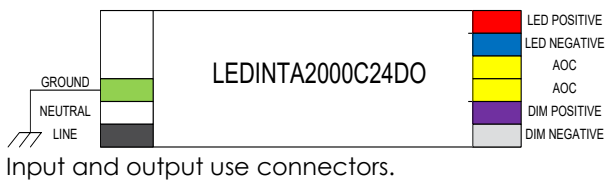


Electrical Specifications

Output Power (W)	Output Voltage (V)	Output Current (A)	Max Efficiency@ Max Load			Max Case Temp. (°C)	Input Current			Max. Input Power (W)	Inrush Current (A _{pk} /50%-μs)	THD @ Max Load (%)	Power Factor @ Max Load	Surge Protection Common/Diff (KV)	Weight (Lbs/kgs)	Envir. Protection Rating
			120 V	230 V	277 V		1.20	2.30	2.77							
48	24Vmax	1.0~2.0	85	87	87	80 °C	0.5	0.25	0.2	59	64/164us	15	>0.9	2/4	.88/ 0.4	UL Dry & Damp
			120 V	230 V	277 V		1.20	2.30	2.77							

Wire Diagram



Dimming Method	Dimming Range	Minimum Output Current (A)	Other Comments
1-10V Isolated	5% ~ 100%	0.1	Dimming source current: 150 μA

Enclosure



	in. (mm)
Case Length	16.7(424)
Case Width	1.06 (27)
Case Height	1.00 (25)

Revised 01/24/2012

Xitanium LEDINTA2000C24DO

48W 1.0~2.0A 24V

Electrical Specifications

LEDINTA2000C24DO	
Brand Name	XITANIUM
Description	Xitanium 48W 1.0~2.0A 24V
Input Voltage	120~277
Input Frequency	50/60Hz
RoHS	Yes
Status	Released

Product Data	
Full product code	LEDINTA2000C24DOM
Full product name	Xitanium 48W 1.0~2.0A AOC 24V
Net weight per piece	0.4KG / 0.88 lbs
Interfaces	1-10V Dimming, AOC
Ambient Temp Range	-20C to +55C
Line Voltage	120-277V
Line Current	0.5A @ 120V, 0.25A @ 230V, 0.2A @ 277V
Line Frequency	50/60Hz
Envir. Protection Rating	UL Dry & Damp
Life @ TC 70C	100kHrs
Life @ TC 80 C	50KHrs
Max TC	80C
Inrush current Width	64A/164us
LED Current Tolerance	+/-5% of Max current level @25C
Earth leakage current	0.7 mA [max]
Mains voltage safety (AC)	+/-10%
Mains voltage performance (AC)	+/-10%
Min. Mains voltage operational	120V [min]
Output peak voltage	277V [max]
Output Current ripple	30% @ 2A (ripple = pk-pk/avg)
THD total @max load	< 15%
PF @ Max Load	>0.9
Wire Isolation	All wires are isolated to ground
Protections	Short Circuit and Open Circuit Protection for LED + and LED-

Revised 01/24/2012

Xitanium LEDINTA2000C24DO

48W 1.0~2.0A 24V

LEDINTA2000C24DO	
Brand Name	XITANIUM
Description	Xitanium 48W 1.0~2.0A 24V
Input Voltage	120~277
Input Frequency	50/60Hz
RoHS	Yes
Status	Released

Electrical Specifications

Installation & Application Notes:

Section I – Physical Characteristics

- 1.1 LED Driver shall be installed inside an electrical enclosure
- 1.2 Wiring inside electrical enclosure shall comply with 600V/105°C rating or higher.

Section II – Performance

- 2.1 LED Driver has a rated lifetime of 50,000 hours @ TC ≤80°C.
- 2.2 LED Driver tolerates sustained open circuit and short circuit output conditions without damage.
- 2.3 LED Driver maximum allowable case temperature is 80°C – see product label for measurement location.
- 2.4 LED Driver reduces output power to LEDs if its case temperature exceeds >80°C –thermal protection and eventually reduces output current to zero.

Section III – UL Conditions of Acceptability (File E321253)

When installed in the end product, consideration shall be given to the following:

- 3.1 The maximum available output electrical parameters of the driver met the Class 2 – Inherently Limited specified in UL 1310.
- 3.2 The maximum available output current and power parameters of the driver met the limitation for Class 2 Inherently limited in accordance with the Canadian Standard CSA C22.2 No. 223.
- 3.3 The primary and secondary terminal blocks are R/C (XCFR2/XCFR8) suitable for field wiring.
- 3.4 The Driver has been evaluated for use in “Dry” and “Damp” locations.
- 3.5 When the driver is installed in the end-use application, the manufacturer has specified the measured case temperature at the (Tc) location specified on the marking label must not exceed 80°C.
- 3.6 The equipment shall be installed in compliance with the enclosure, mounting, spacing, casualty and segregation requirements of the end-product application.
- 3.7 The maximum measured leakage current using leakage current tester by Simpson Model 228 was 0.73 mA at 277V input and 0.28 mA at 120V input.
- 3.8 The 0-10V dimming circuit has been evaluated as a Class 2 output.
- 3.9 The enclosure case of the driver must be connected to earth ground when installed in the end-use application.

Revised 01/24/2012

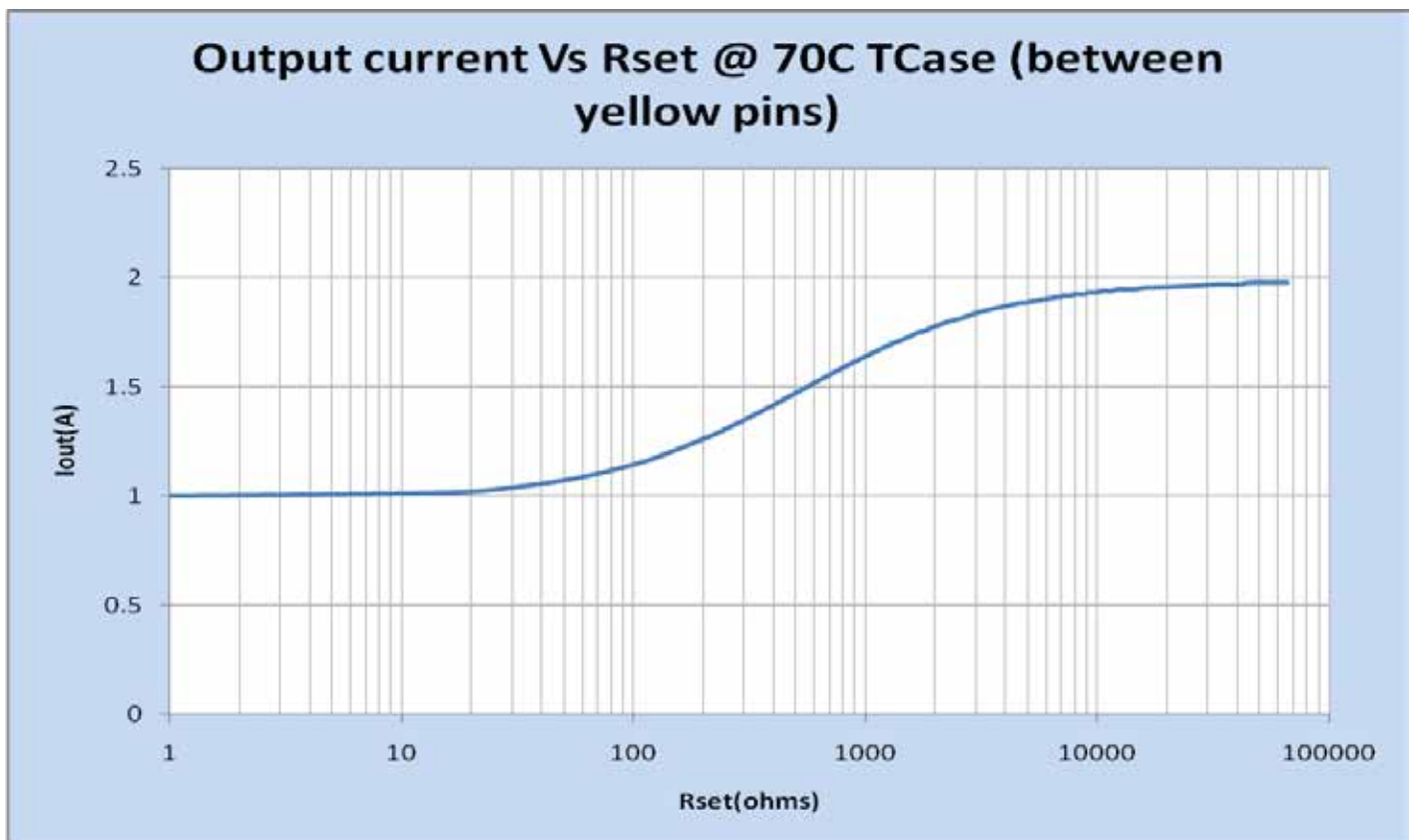
Xitanium LEDINTA2000C24DO

48W 1.0~2.0A 24V

Electrical Specifications

LEDINTA2000C24DO	
Brand Name	XITANIUM
Description	Xitanium 48W 1.0~2.0A 24V
Input Voltage	120~277
Input Frequency	50/60Hz
RoHS	Yes
Status	Released

AOC (Adjustable Output Current) Settings:



Revised 01/24/2012

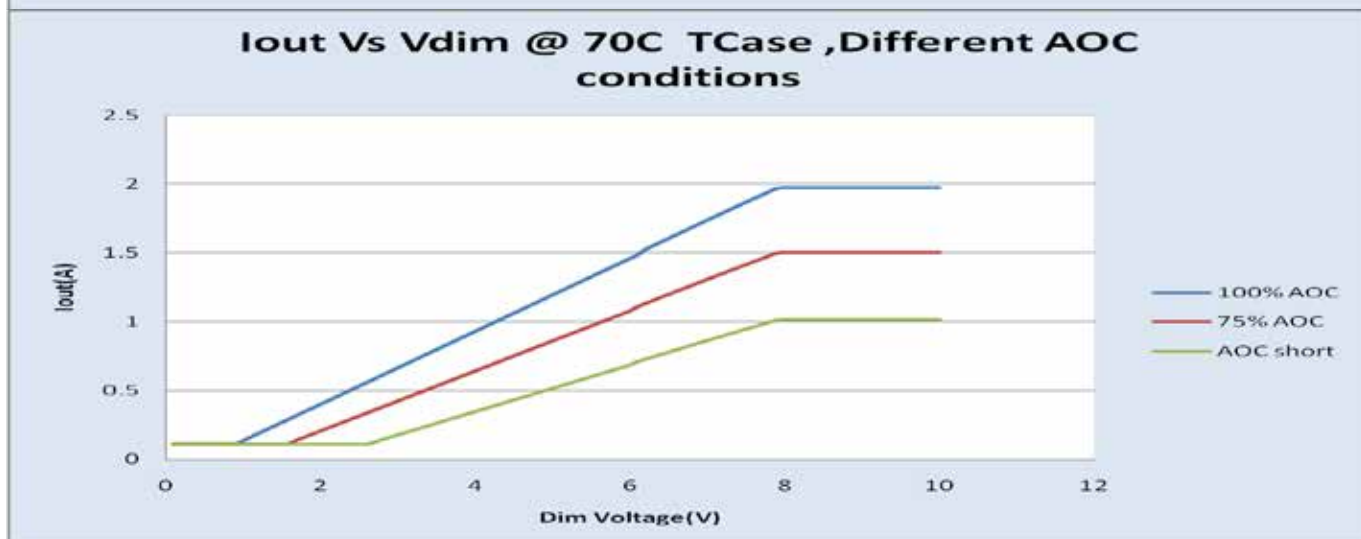
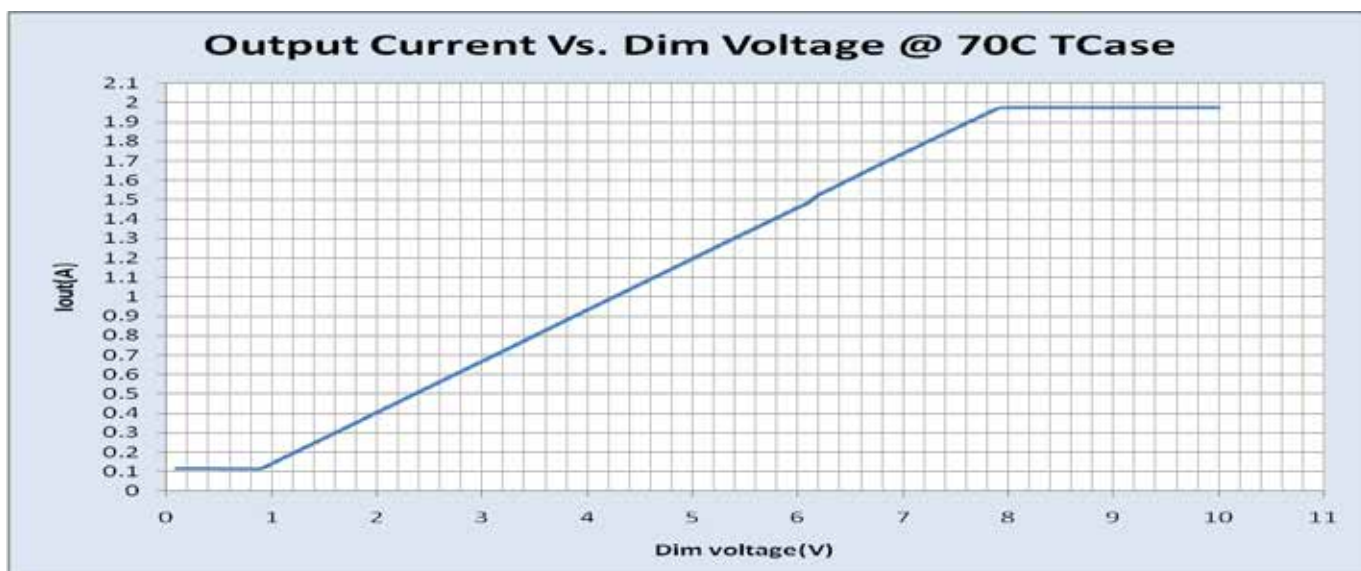
Xitanium LEDINTA2000C24DO

48W 1.0~2.0A 24V

Electrical Specifications

LEDINTA2000C24DO	
Brand Name	XITANIUM
Description	Xitanium 48W 1.0~2.0A 24V
Input Voltage	120~277
Input Frequency	50/60Hz
RoHS	Yes
Status	Released

Dim Voltage



Revised 01/24/2012

Xitanium LEDINTA2000C24DO

48W 1.0~2.0A 24V

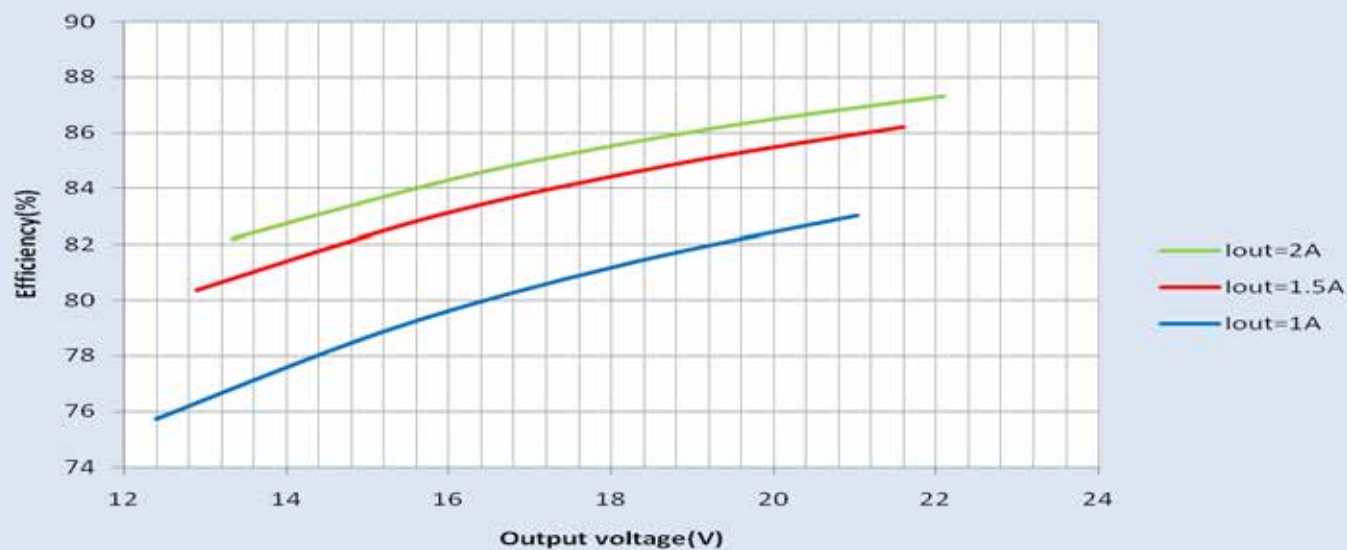
Electrical Specifications

LEDINTA2000C24DO	
Brand Name	XITANIUM
Description	Xitanium 48W 1.0~2.0A 24V
Input Voltage	120~277
Input Frequency	50/60Hz
RoHS	Yes
Status	Released

Efficiency Vs. Output Voltage @ 70C TCase and Vin=120 V



Efficiency Vs. Output Voltage @ 70C TCase and Vin=230 V



Revised 01/24/2012

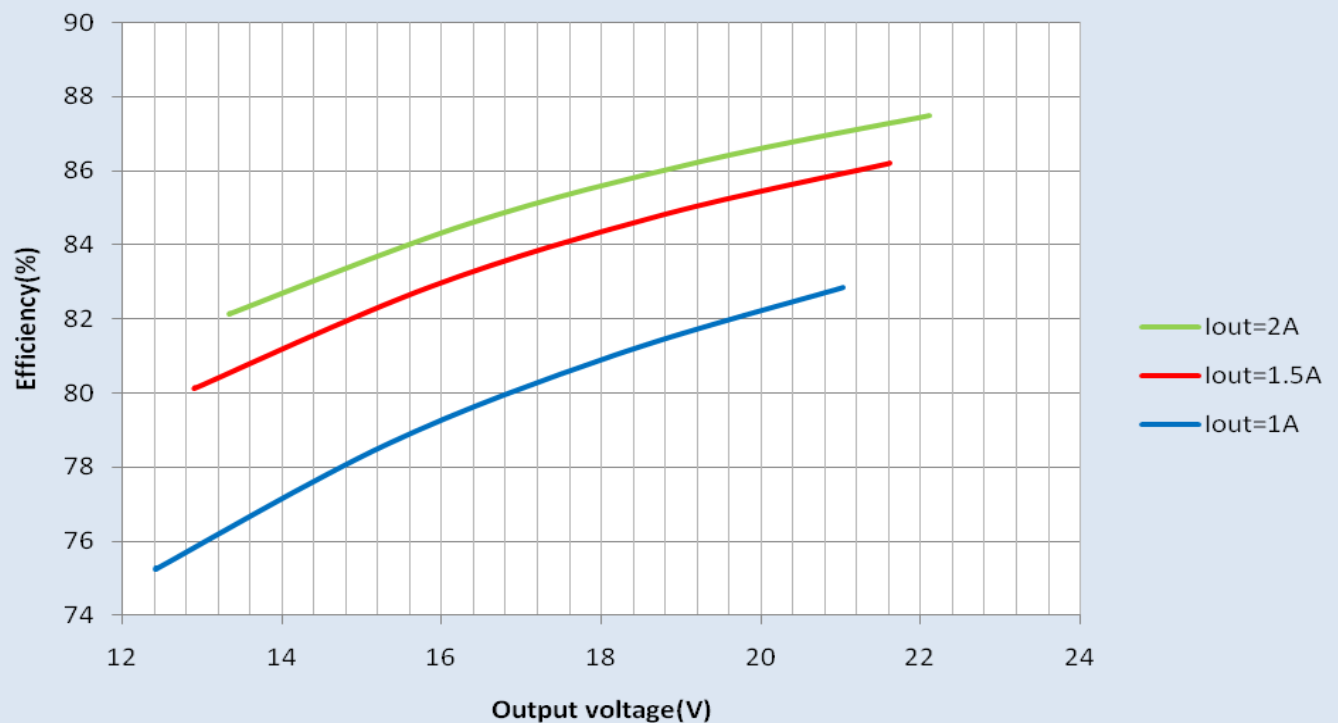
Xitanium LEDINTA2000C24DO

48W 1.0~2.0A 24V

Electrical Specifications

LEDINTA2000C24DO	
Brand Name	XITANIUM
Description	Xitanium 48W 1.0~2.0A 24V
Input Voltage	120~277
Input Frequency	50/60Hz
RoHS	Yes
Status	Released

Efficiency Vs. Output Voltage @70C TCase and Vin=277 V

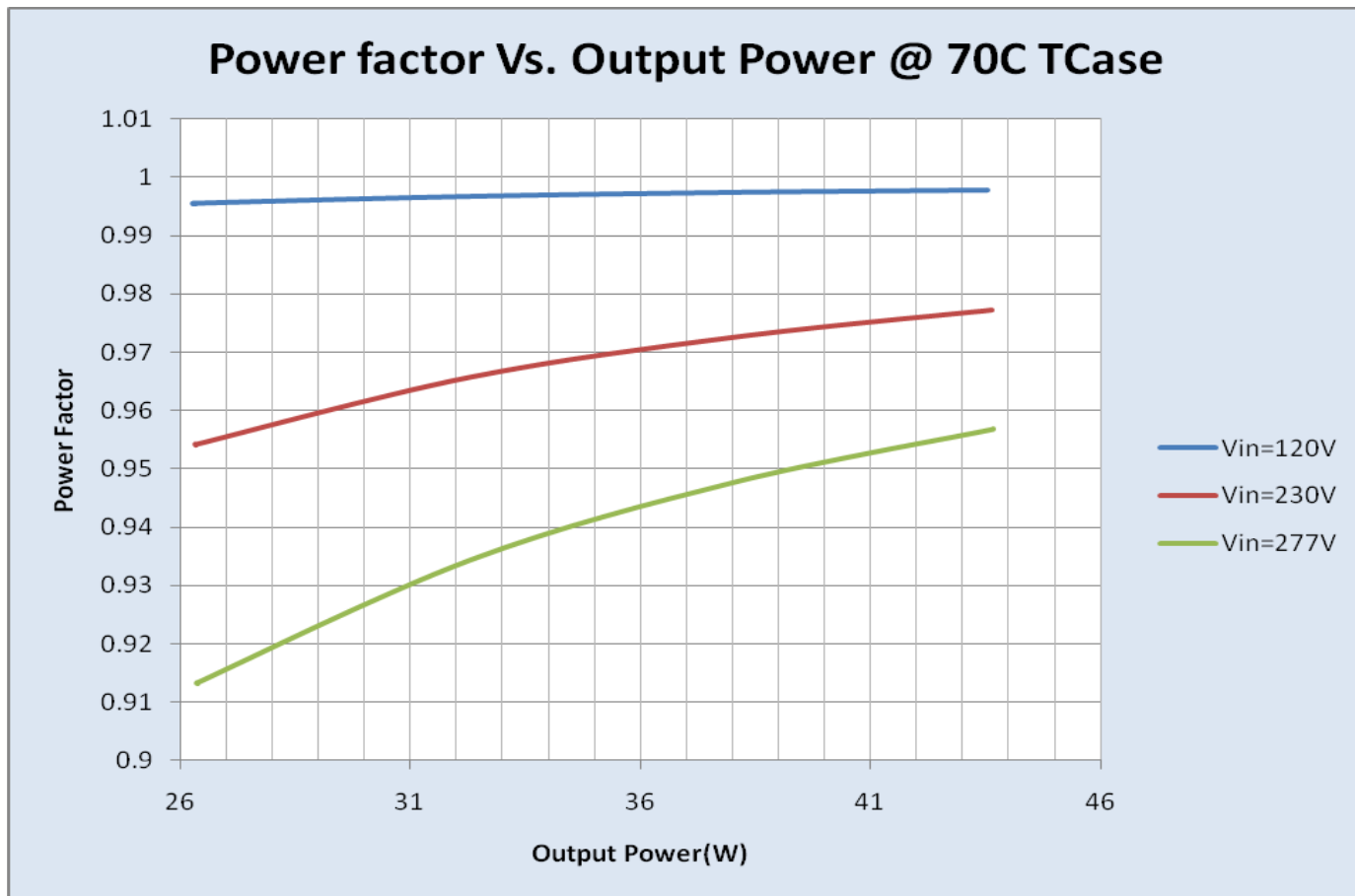


Revised 01/24/2012

Xitanium LEDINTA2000C24DO

48W 1.0~2.0A 24V

LEDINTA2000C24DO	
Brand Name	XITANIUM
Description	Xitanium 48W 1.0~2.0A 24V
Input Voltage	120~277
Input Frequency	50/60Hz
RoHS	Yes
Status	Released



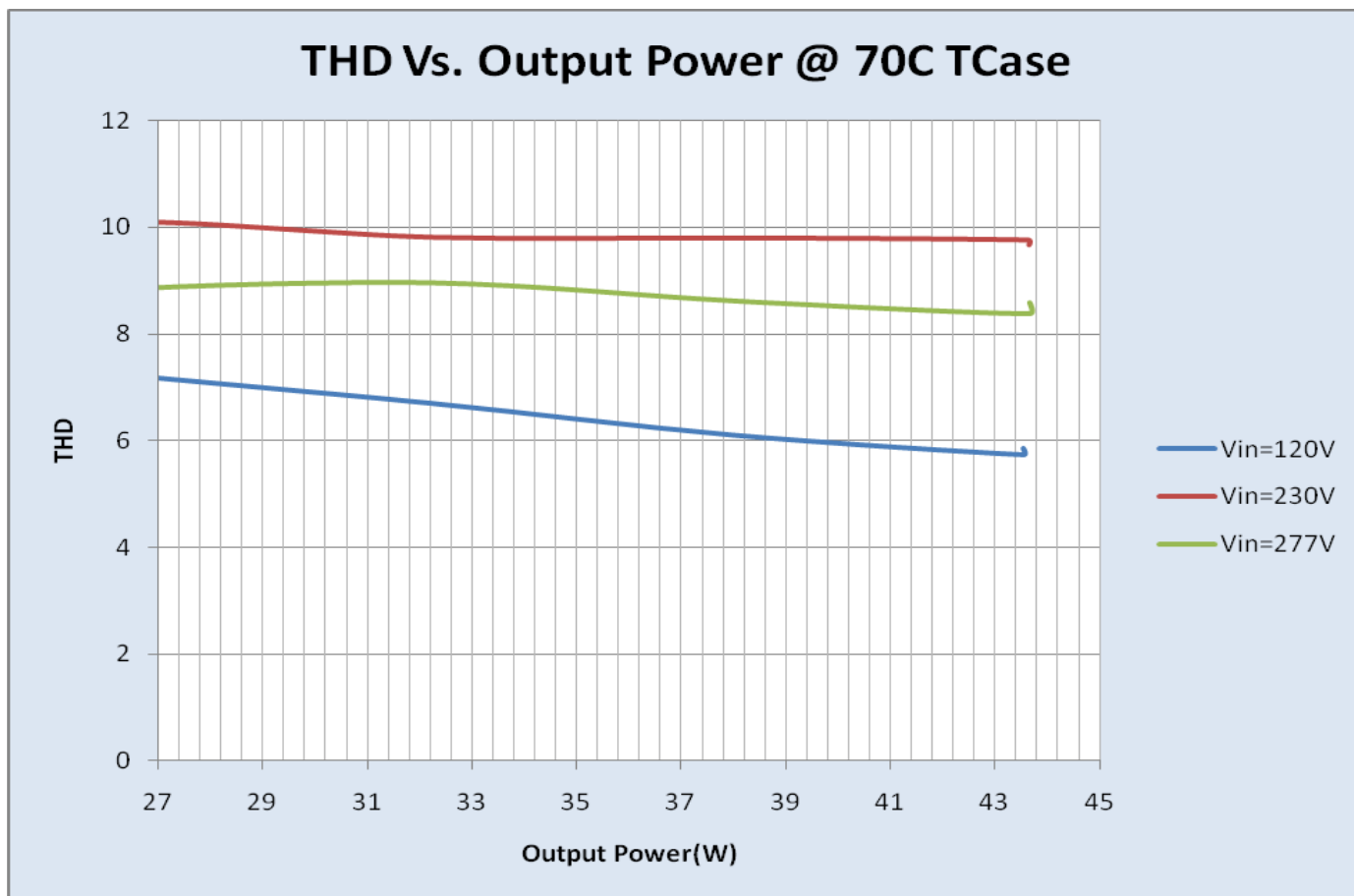
Revised 01/24/2012

Xitanium LEDINTA2000C24DO

48W 1.0~2.0A 24V

Electrical Specifications

LEDINTA2000C24DO	
Brand Name	XITANIUM
Description	Xitanium 48W 1.0~2.0A 24V
Input Voltage	120~277
Input Frequency	50/60Hz
RoHS	Yes
Status	Released



Revised 01/24/2012

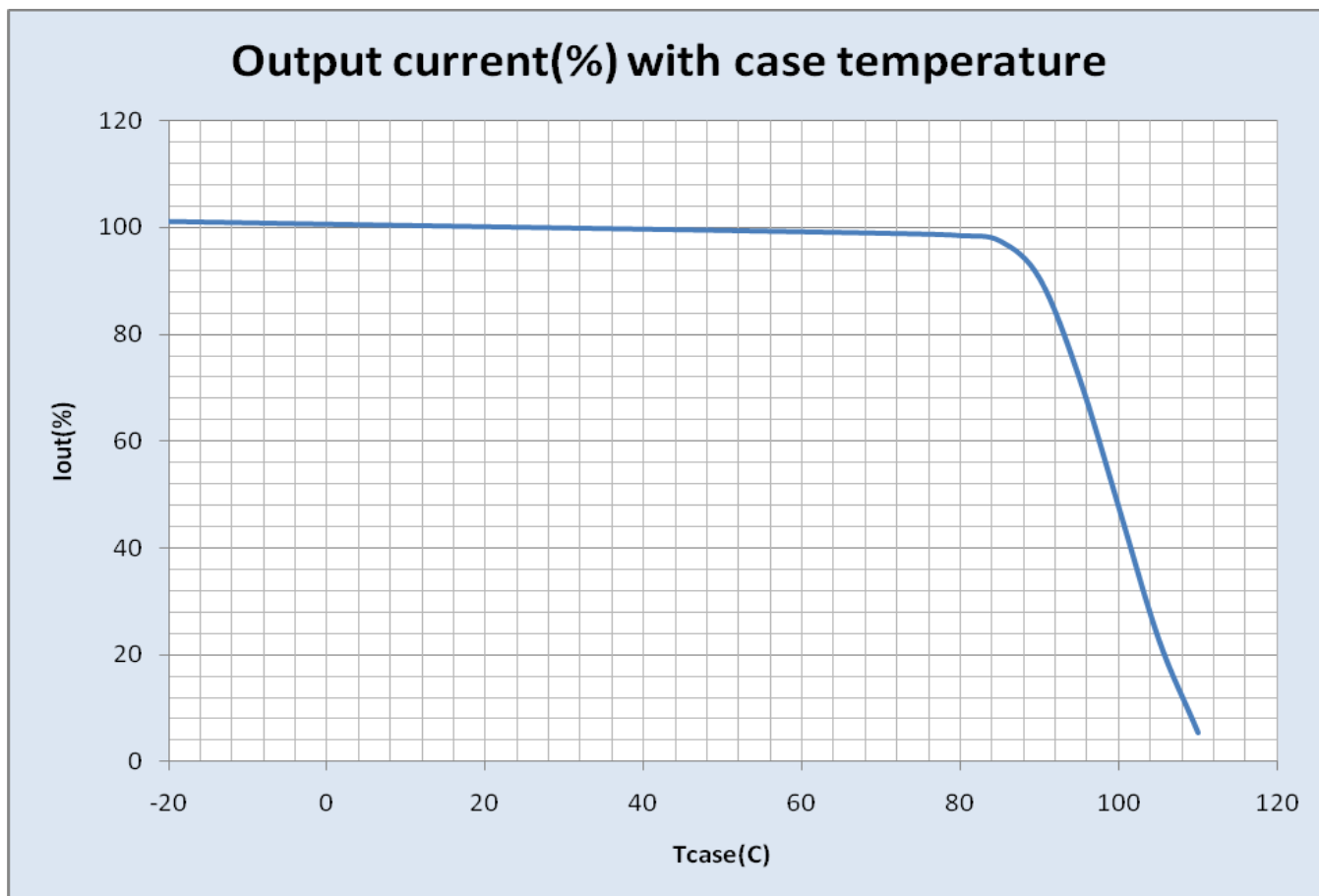
Xitanium LEDINTA2000C24DO

48W 1.0~2.0A 24V

Electrical Specifications

LEDINTA2000C24DO	
Brand Name	XITANIUM
Description	Xitanium 48W 1.0~2.0A 24V
Input Voltage	120~277
Input Frequency	50/60Hz
RoHS	Yes
Status	Released

I_{out} vs. T_{case} of Driver:



Revised 01/24/2012

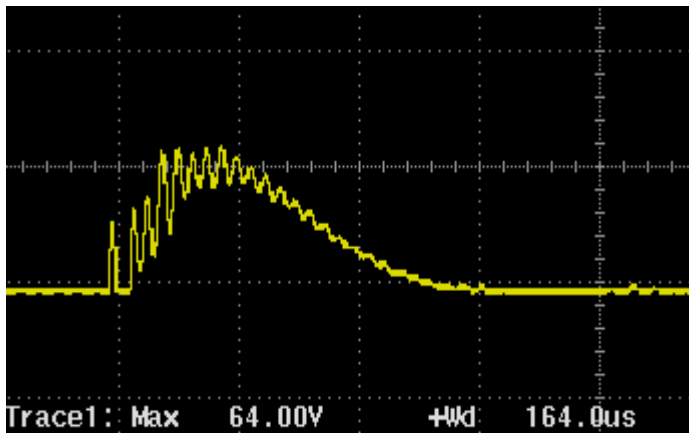
Xitanium LEDINTA2000C24DO

48W 1.0~2.0A 24V

Electrical Specifications

LEDINTA2000C24DO	
Brand Name	XITANIUM
Description	Xitanium 48W 1.0~2.0A 24V
Input Voltage	120~277
Input Frequency	50/60Hz
RoHS	Yes
Status	Released

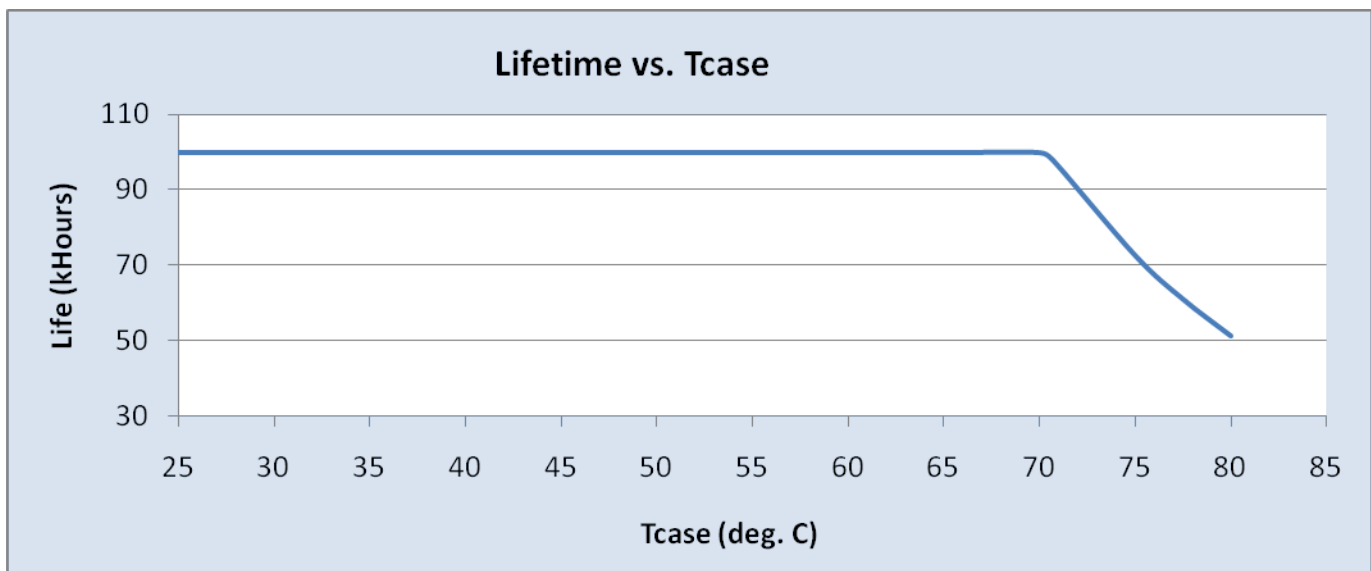
Inrush Current Info:



Ipeak	Total time
64 A	164 μ s

Failure Rate Info:

1. <0.01% per 1 kHr @ \leq Tcase 80 C
2. Lifetime vs. Tcase of Driver:



Revised 01/24/2012

Xitanium LEDINTA2000C24DO

48W 1.0~2.0A 24V

Electrical Specifications

LEDINTA2000C24DO	
Brand Name	XITANIUM
Description	Xitanium 48W 1.0~2.0A 24V
Input Voltage	120~277
Input Frequency	50/60Hz
RoHS	Yes
Status	Released

Isolation:

Isolation	Input Wires	Output Wires	0-10V Wires	Chassis
Input Wires	NA	1750	1750	1750
Output Wires	1750	NA	NA	500
0-10V Wires	1750	NA	NA	500
Chassis	1750	500	500	NA

Revision History:

Rev No.	Date	Description	Approval	Remarks
1.1	11/17/2011	*Remove graph "Failure rate vs. Tcase	N.T.	
1.2	01/24/2012	* Add Envir. Protection Rating	N.T.	

The information presented in this document is not intended as any commercial offer and does not form part of any quotation or contract.

