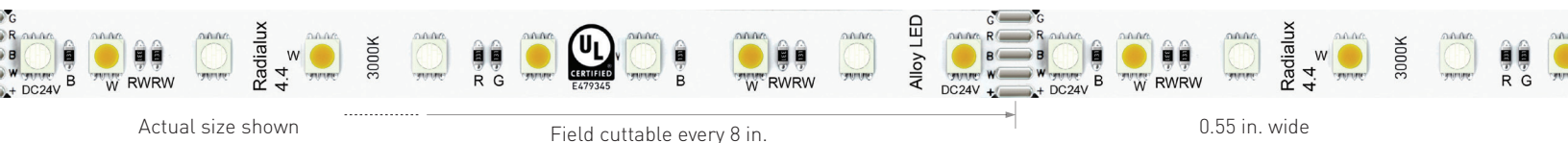


ALLOY LED® Specifications

Radialux® 4.4 24V RGBW LED Tape Light



Alloy LED's Radialux 4.4 RGBWtape light combines RGB Diodes and dedicated white light LEDs to provide saturated RGB light as well as pastel shades and solid white light, whether in color-changing mode or in any static color in the spectrum. Radialux RGBWallows for greater freedom in choosing colors, a wider spectrum than RGB light, and more nuanced color control to achieve more sophisticated effects.

- Perfect brightness for medium applications, retail, and hospitality spaces
- Mix of white and RGB diodes offers both pastel and saturated color possibilities
- Low profile is ideal for indirect lighting and reveals
- Fits well in tight spaces

TECHNICAL INFORMATION

Color	RGB-W
Power Consumption Per Foot	4.32 Watts/180mA
Input Voltage	24V DC
Diodes per foot	18
Diode Spacing	0.65 inches
Tape Height	0.1 inches
Beam Angle	120°
Field Cuttable (UL 2108)	Every 8 inches
Color Temperature	3000K (white)
Max Run Length	16.4 feet

*Each spool includes 36 in., 20 AWG tinned lead wires at each end.

Dimmable	Yes (with color controller)
Diode Type	5050 SMD
Mounting	3M™ Self-Adhesive Tape (Non-porous)
Operating Temperature	-13° F to 140° F
Ambient Temperature	-40° F to 186° F
Spool Lengths*	16.4 ft., 50 ft., and 100 ft.
Environment	Indoor, Dry
Certifications	UL Listed, UL 2108, CE, RoHS
Warranty	6 Year Limited

PRODUCT INFORMATION

Item Number	Length	Voltage	Lumens
AL-02-03-2401	16.4 ft.	24V DC	
AL-02-03-2421	50 ft.	24V DC	233
AL-02-03-2441	100 ft.	24V DC	

VOLTAGE DROP GUIDANCE CHART

24V Voltage Drop and Wire Length Distance Chart (3% Drop or 23.28V)

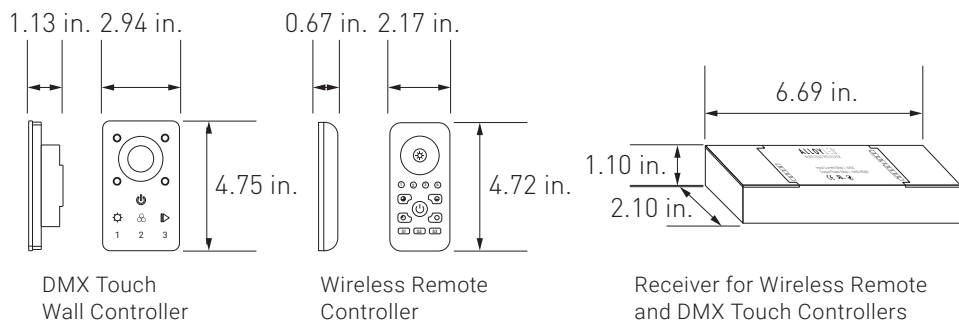
10W (0.42A)	20W (0.83A)	30W (1.3A)	40W (1.7A)	50W (2.1A)	60W (2.5A)	70W (2.9A)	80W (3.3A)	90W (3.75A)	100W (4.2A)	Wire Gauge
85 ft.	43 ft.	27 ft.	21 ft.	17 ft.	14 ft.	12 ft.	11 ft.	9 ft.	8 ft.	20 AWG
134 ft.	68 ft.	45 ft.	33 ft.	27 ft.	22 ft.	19 ft.	17 ft.	15 ft.	14 ft.	18 AWG
215 ft.	109 ft.	72 ft.	54 ft.	43 ft.	36 ft.	31 ft.	27 ft.	24 ft.	22 ft.	16 AWG
345 ft.	174 ft.	115 ft.	86 ft.	69 ft.	57 ft.	49 ft.	43 ft.	39 ft.	36 ft.	14 AWG
539 ft.	272 ft.	181 ft.	135 ft.	108 ft.	90 ft.	77 ft.	68 ft.	61 ft.	56 ft.	12 AWG
784 ft.	397 ft.	263 ft.	197 ft.	158 ft.	131 ft.	112 ft.	98 ft.	97 ft.	82 ft.	10 AWG

Note: These tables provide general guidelines for determining Wire Gauge based on total load and distance from LED driver to beginning of luminaire.

ACCESSORIES (SOLD SEPARATELY)

Recommended Accessories

See our website for the full range of RGB/RGBW controllers and accessories.



Item Number	Description
AL-60-03-0002*	Wireless Remote Controller
AL-60-03-0003*	DMX Touch Wall Controller
AL-60-03-0004-V2	Receiver for Wireless Remote and DMX Touch Controllers

*Use with the Wireless Receiver AL-60-03-0004-V2 (sold separately)



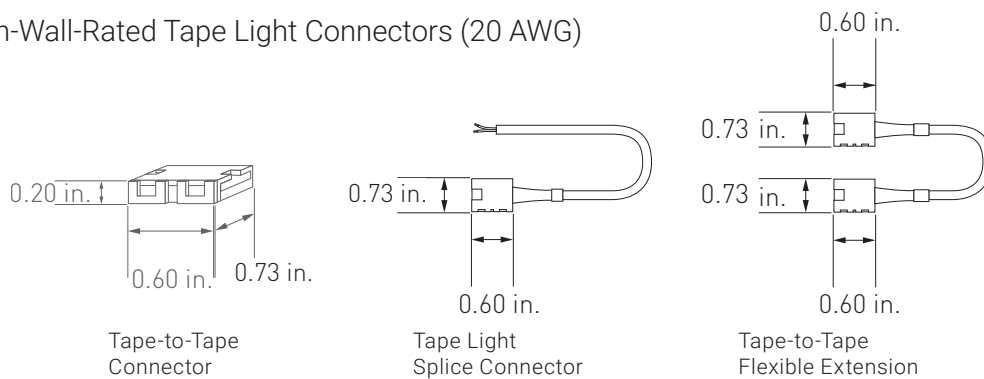
Mean Well Non-Dimmable Drivers

Item Number	Voltage	Wattage	Dimensions
AL-98-04-24036	24V DC	36W	5.83 x 1.58 x 1.18 in.
AL-98-04-24060	24V DC	60W	6.4 x 1.67 x 1.26 in.
AL-98-04-24100	24V DC	100W	7.5 x 2 x 1.46 in.
AL-98-04-24151	24V DC	151W	7.52 x 2.5 x 1.48 in.
AL-98-04-24200	24V DC	200W	8.47 x 5.43 x 1.18 in.

ALLOY LED® Specifications

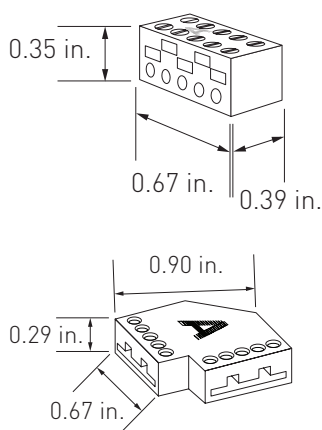
ACCESSORIES (SOLD SEPARATELY)

In-Wall-Rated Tape Light Connectors (20 AWG)



Item Number	Description	Length
AL-02-03-9901	Tape-to-Tape Connector	N/A
AL-02-03-9902	Tape Light Splice Connector	6 in.
AL-02-03-9907	Tape Light Splice Connector	36 in.
AL-02-03-9910	Tape Light Splice Connector	8 ft.
AL-02-03-9911	Tape-to-Tape Flexible Extension	3 in.
AL-02-03-9912	Tape-to-Tape Flexible Extension	6 in.
AL-02-03-9917	Tape-to-Tape Flexible Extension	36 in.

AmpChamp: For a more secure connection



Accepts many combinations of tape and wire. Includes spade connectors for stranded wire, 3M® adhesive backing, and pre-attached 6 inch in-wall-rated 18 AWG lead wire.

Note: AmpChamp Corner does not include the pre-attached 6 inch in-wall-rated 18 AWG lead wire.

Straight AmpChamp

AL-02-03-9900
 AL-02-03-9900-10 (10-pack)
 AL-02-03-9900-100 (100-pack)

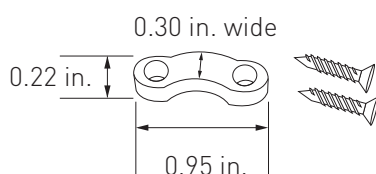
AmpChamp Corner

AL-02-03-9900-L

Wire and Tape Light Management

We recommend the use of the wire and tape harness.

- At least 1 wire harness at the beginning to secure the lead wire; for longer lead wires, place a harness every 2 feet
- 1 tape harness every 2 feet and 1 harness at the end of the tape light to secure it



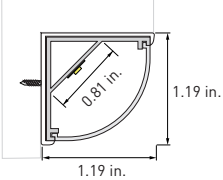
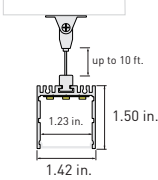
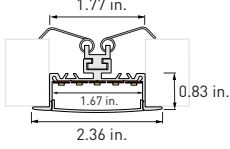
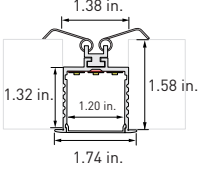
Wire Harness

Holds wire in place securely
 AL-01-99-9901-10 (10-pack)

ALLOY LED® Specifications

COMPATIBLE CHANNELS (Diagrams below not to scale)

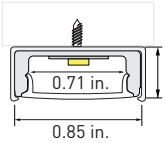
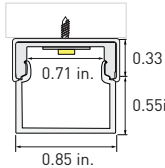
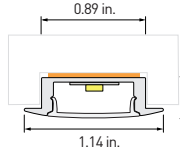
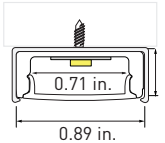
Reduced Hotspot Pairings (Hotspot Rating from 0-5)

<div><p>Surfa 2X: Corner-Mount</p><p>Hotspot Rating: 0</p><div><input type="checkbox"/> Solder</div><div><input checked="" type="checkbox"/> Connector</div><div><input type="checkbox"/> AmpChamp</div></div>	<div><p>Suspan 1: Suspended</p><p>Hotspot Rating: 0</p><div><input type="checkbox"/> Solder</div><div><input checked="" type="checkbox"/> Connector</div><div><input type="checkbox"/> AmpChamp</div></div>	<div><p>Ankr 1: In-Wall</p><p>Hotspot Rating: 1</p><div><input type="checkbox"/> Solder</div><div><input checked="" type="checkbox"/> Connector</div><div><input type="checkbox"/> AmpChamp</div></div>
<div><p>Ankr 2: In-Wall</p><p>Hotspot Rating: 0</p><div><input type="checkbox"/> Solder</div><div><input checked="" type="checkbox"/> Connector</div><div><input type="checkbox"/> AmpChamp</div></div>		

ALLOY LED® Specifications

COMPATIBLE CHANNELS (Diagrams below not to scale)

Other Compatible Pairings (Hotspot Rating from 0-5)

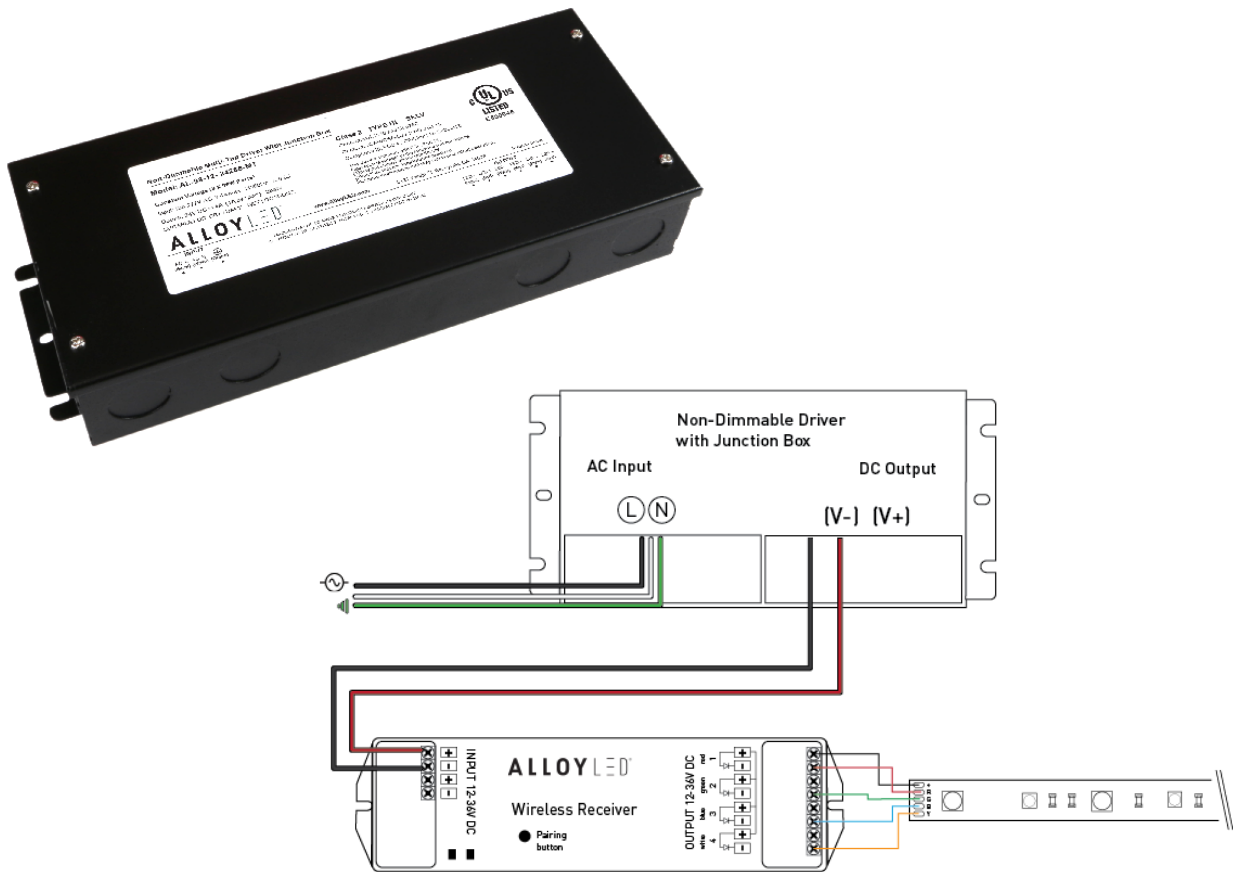
<p>Surfa 6: Surface-Mount</p>  <p>Hotspot Rating: 5</p> <ul style="list-style-type: none"><input checked="" type="checkbox"/> Solder<input type="checkbox"/> Connector<input type="checkbox"/> AmpChamp	<p>Surfa 6 Surround: Surface-Mount</p>  <p>Hotspot Rating: 3</p> <ul style="list-style-type: none"><input checked="" type="checkbox"/> Solder<input type="checkbox"/> Connector<input type="checkbox"/> AmpChamp	<p>Naro 4: Recessed</p>  <p>Hotspot Rating: 5</p> <ul style="list-style-type: none"><input checked="" type="checkbox"/> Solder<input type="checkbox"/> Connector<input type="checkbox"/> AmpChamp
<p>Polymer: Surface-Mount</p>  <p>Hotspot Rating: 5</p> <ul style="list-style-type: none"><input checked="" type="checkbox"/> Solder<input type="checkbox"/> Connector<input type="checkbox"/> AmpChamp		

ALLOY LED® Specifications

RECOMMENDED POWER SUPPLIES (SOLD SEPARATELY)



Alloy LED PowerFactor™ Non-Dimmable Power Supplies with Integrated UL Listed Junction Box
Reliable, efficient low voltage power to RGB and RGBW color controllers and for use with white tape light on an on/off switch



Wiring diagram is for reference only. Please refer to dimmer wiring specifications sheet for accurate directions.

120V-277V

NEMA 4X

99% POWER FACTOR

CLASS 2

WET LOCATION

DRY LOCATION

WARRANTY 6 YEARS

RoHS

UL LISTED

Item Number	Output Voltage	Wattage	Wet Location	Minimum Load	Dimensions (Junction box) (L x W x H)	Class 2
AL-98-12-24030	24V DC	30W	Yes (NEMA 4X)	10%	6.5 x 3.72 x 1.57 in.	Yes
AL-98-12-24060	24V DC	60W	Yes (NEMA 4X)	10%	7.4 x 3.72 x 1.57 in.	Yes
AL-98-12-24080	24V DC	80W	Yes (NEMA 4X)	10%	8.66 x 3.72 x 1.57 in.	Yes
AL-98-12-24096	24V DC	96W	Yes (NEMA 4X)	10%	8.66 x 3.72 x 1.57 in.	Yes
AL-98-12-24192-MT	24V DC	2*96W	Yes (NEMA 4X)	10%	10.94 x 4.25 x 1.77 in.	Yes
AL-98-12-24288-MT	24V DC	3*96W	Yes (NEMA 4X)	10%	11.85 x 4.25 x 1.77 in.	Yes

Note: Alloy LED strongly recommends using Listed Class 2 power supplies for all installations. Always install in accordance with local and national electrical code regulations. Inspectors prefer power supply to be used with junction box. For dimmer compatibility, refer to drivers specification sheet.