Project Name:	Type:
Part Number:	Date:

GREENCREATIVE

ATOM TRACK HEAD

SPECIFICATION FEATURES

- **Mechanical** - Compact fixture body and field interchangeable LED module made from die cast aluminum. Patented modular design allows for easy field customization. Proprietary driver and polycarbonate lens design provide high quality light to compliment any space. Fixture trim ring design allows accessories to easily snap in place. Fixture bodies and matching accessories are available in matte black and matte white.
- **Electrical** - Modular light engine with integrated driver. 120V, 50/60 Hz driver dims to 10% using most forward-phase or reverse-phase dimmers. Visit www.greencreative.com for a complete dimmer compatibility list.
- **Optical** - Fixture rotates 350° and tilts up to 90°. 25° Narrow and 35° Flood beam angles available. Minimum 90 CRI with 3-step SDCM LED binning. Available in 2700K, 3000K, 3500K or 4000K CCT.
- **Thermal** - Vented fixture trim ring and fixture body maximize thermal performance and allow for a L70 lifetime rating of 50,000 hours. Fixture operating temperature: -4°F to 95°F (-20°C to 35°C).
- **Compliance and Warranty** - ETL listed for dry location. Canopy Mount is ETL listed for damp location. 5-year parts warranty for complete fixture. Designed for indoor use only. Not intended for outdoor applications. FCC certified per FCC 47CFR Part 15b consumer limits.



HIGH CRI
LED TECHNOLOGY
TITLE 24
JA8

DIGITAL NAVIGATION

Explore the spec sheet through the links below

TECHNICAL INFORMATION | NOMINAL PERFORMANCE
LINE DRAWINGS | PHOTOMETRY
ACCESSORY ORDERING INFORMATION

BENEFITS

- Patented modular design allows for field upgrades and replacements.
- Compact cylindrical form factor compliments existing architecture.
- Matte black and matte white finishes match existing track systems.
- H, J, and L track adapters with matching canopy mount available.
- Easy to install, snap-on true beam lenses and accessories available.

SUITABLE APPLICATIONS

- Retail
- Residential
- Hospitality
- Commercial
- Libraries and museums

ORDERING GUIDE

PART # _____ Example: ATM6/930/NR/DIM120V/H/BL

_____ / _____ / _____ / _____ / _____ / _____

Series	Output	CRI	CCT	Beam	Driver	Adapter	Finish
ATM Atom Track Series	**6** 650 lm **10** 1,050 lm	**9** CRI 90+	**27** 2700K **30** 3000K **35** 3500K **40** 4000K	**NR** Narrow 25° **FL** Flood 35°	**DIM120V** 120V, 50/60 Hz, Forward and Reverse Phase Line Voltage Dimming to10%	**H** Halo **J** Juno **L**[1] Lightolier **CM** Canopy Mount	**BL** Matte Black **WH** Matte White

FOOTNOTES:

1. Non-stock item: may be subject to extended lead time and minimum order quantity. Please contact factory for details.

Note: All rights reserved. All sizes and specifications are subject to change at any time without notice.

ATOM TRACK HEAD

TECHNICAL INFORMATION

Series	Dimming	Input Voltage	Input Frequency	Input Power	THD Power	Power Factor
ATM6	120V, Forward and reverse phase dimming to 10%	120V	50 / 60Hz	7W	<20%	>0.9
ATM10	120V, Forward and reverse phase dimming to 10%	120V	50 / 60Hz	11.5W	<20%	>0.9

NOMINAL PERFORMANCE

CCT		2700K			3000K			3500K			4000K		
Series	Beam Angle	Output(lm)	Efficacy(lm/W)	CBCP(cd)	Output(lm)	Efficacy(lm/W)	CBCP(cd)	Output(lm)	Efficacy(lm/W)	CBCP(cd)	Output(lm)	Efficacy(lm/W)	CBCP(cd)
ATM6	Narrow 25°	651	95	3,250	696	102	3,160	696	102	3,160	699	102	3,739
	Flood 35°	672	98	2,112	688	101	2,184	688	101	2,184	719	105	2,316
ATM10	Narrow 25°	1,069	95	4,450	1,109	98	5,171	1,109	98	5,171	1,197	106	5,333
	Flood 35°	1,069	95	2,427	1,105	98	3,118	1,105	98	3,118	1,160	103	3,113

LINE DRAWINGS

Canopy Mount

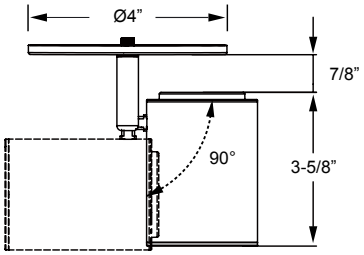

For use with 3-1/2" and 4" Octagonal Jbox
(Jbox by others)

Track Mount

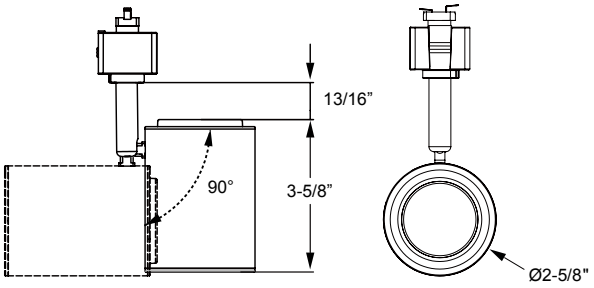

Adapters

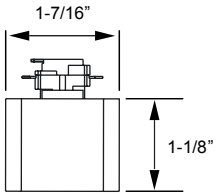

H-Halo Track
For use with single
circuit track applications

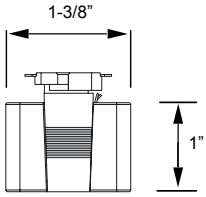

J-Juno Track
For use with single and
two-circuit track applications

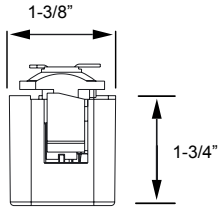

L-Lightolier Track
For use with single and
two-circuit track applications

Note: All rights reserved. All sizes and specifications are subject to change at any time without notice.

ATOM TRACK HEAD

PHOTOMETRY

Notes and Definitions:
D=Distance to floor or wall
FC=Footcandles on floor or wall at center beam location
L=Effective Visual Beam length in feet
W=Effective Visual Beam width in feet
X=In vertical aiming applications, (X) is the distance down to the center beam location

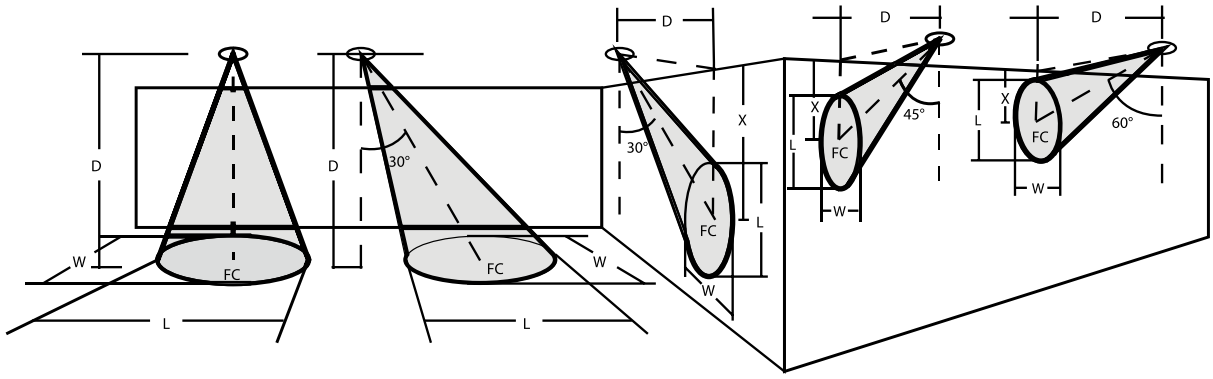



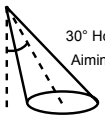







ATM6/930/NR/DIM120V/xx/yy Lumens: 696 Beam Angle: 25° CCT: 3000K CBCP: 3,160cd

D	FC	L	W	D	FC	L	W	D	X	FC	L	W	D	X	FC	L	W	D	X	FC	L	W
6	99	2.3	2.3	6	75	3.0	2.6	3	5.2	99	5.0	2.3	3	3.0	199	2.3	1.3	6	3.5	75	3.0	2.6
8	56	3.0	3.0	8	42	4.1	3.5	4	6.9	56	6.7	3.0	4	4.0	112	3.1	1.7	8	4.6	42	4.1	3.5
10	36	3.8	3.8	10	27	5.1	4.3	5	8.7	36	8.4	3.8	5	5.0	72	3.9	2.2	10	5.8	27	5.1	4.3
12	25	4.5	4.5	12	19	6.1	5.2	6	10.4	25	10.1	4.5	6	6.0	50	4.7	2.6	12	6.9	19	6.1	5.2
14	18	5.3	5.3	14	14	7.1	6.1	7	12.1	18	11.8	5.3	7	7.0	37	5.5	3.0	14	8.1	14	7.1	6.1

ATM6/930/FL/DIM120V/xx/yy Lumens: 688 Beam Angle: 35° CCT: 3000K CBCP: 2,184cd

D	FC	L	W	D	FC	L	W	D	X	FC	L	W	D	X	FC	L	W	D	X	FC	L	W
6	61	3.3	3.3	6	46	4.5	3.8	3	5.2	61	8.5	3.3	3	3.0	123	3.6	1.9	6	3.5	46	4.5	3.8
8	35	4.4	4.4	8	26	6.0	5.1	4	6.9	34	11.4	4.4	4	4.0	69	4.8	2.5	8	4.6	26	6.0	5.1
10	22	5.5	5.5	10	17	7.5	6.3	5	8.7	22	14.2	5.5	5	5.0	44	5.9	3.2	10	5.8	17	7.5	6.3
12	15	6.6	6.6	12	12	9.0	7.6	6	10.4	15	17.0	6.6	6	6.0	31	7.1	3.8	12	6.9	11	9.0	7.6
14	11	7.7	7.7	14	8	10.5	8.9	7	12.1	11	19.9	7.7	7	7.0	23	8.3	4.4	14	8.1	8	10.5	8.9

ATM10/930/NR/DIM120V/xx/yy Lumens: 1,109 Beam Angle: 25° CCT: 3000K CBCP: 5,171cd

D	FC	L	W	D	FC	L	W	D	X	FC	L	W	D	X	FC	L	W	D	X	FC	L	W
6	1145.8	2.2	2.2	6	109	2.9	2.5	3	5.2	146	4.8	2.2	3	3.0	292	2.2	1.2	6	3.5	109	2.9	2.5
8	82.0	2.9	2.9	8	62	3.9	3.3	4	6.9	82	6.4	2.9	4	4.0	164	3.0	1.7	8	4.6	62	3.9	3.3
10	52.5	3.6	3.6	10	39	4.9	4.2	5	8.7	52	8.0	3.6	5	5.0	105	3.7	2.1	10	5.8	39	4.9	4.2
12	36.5	4.3	4.3	12	27	5.8	5.0	6	10.4	36	9.6	4.3	6	6.0	73	4.5	2.5	12	6.9	27	5.8	5.0
14	26.8	5.0	5.0	14	20	6.8	5.8	7	12.1	27	11.2	5.0	7	7.0	54	5.2	2.9	14	8.1	20	6.8	5.8

ATM10/930/FL/DIM120V/xx/yy Lumens: 1,105 Beam Angle: 35° CCT: 3000K CBCP: 3,118cd

D	FC	L	W	D	FC	L	W	D	X	FC	L	W	D	X	FC	L	W	D	X	FC	L	W
6	87	3.4	3.4	6	65	4.7	4.0	3	5.2	87	9.1	3.4	3	3.0	174	3.7	2.0	6	3.5	65	4.7	4.0
8	49	4.6	4.6	8	37	6.3	5.3	4	6.9	49	12.1	4.6	4	4.0	98	5.0	2.6	8	4.6	37	6.3	5.3
10	31	5.7	5.7	10	24	7.8	6.6	5	8.7	31	15.1	5.7	5	5.0	63	6.2	3.3	10	5.8	24	7.8	6.6
12	22	6.9	6.9	12	16	9.4	7.9	6	10.4	22	18.2	6.9	6	6.0	44	7.5	4.0	12	6.9	16	9.4	7.9
14	16	8.0	8.0	14	12	11.0	9.2	7	12.1	16	21.2	8.0	7	7.0	32	8.7	4.6	14	8.1	12	11.0	9.2

Note: All rights reserved. All sizes and specifications are subject to change at any time without notice.

ATOM TRACK HEAD

PHOTOMETRY

ATM6/930/NR/DIM120V/xx/yy

Lumens: 696 lm
CBCP: 3,160 cd
Power: 7 W
Efficacy: 102 lm/W
CRI: 90
Beam Angle: 25°

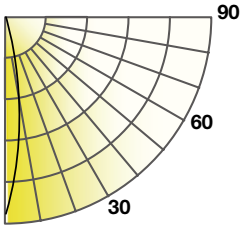

Degree	Candela
0	3,160
5	3,578
15	2,109
25	262
35	77
45	18

ATM6/930/FL/DIM120V/xx/yy

Lumens: 688 lm
CBCP: 2,184 cd
Power: 7 W
Efficacy: 101 lm/W
CRI: 90
Beam Angle: 35°

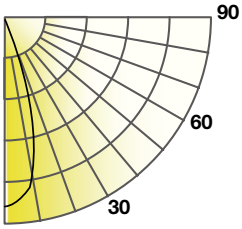

Degree	Candela
0	2,184
5	2,124
15	1,265
25	257
35	84
45	23

ATM10/930/NR/DIM120V/xx/yy

Lumens: 1,109 lm
CBCP: 5,171 cd
Power: 11 W
Efficacy: 98 lm/W
CRI: 90
Beam Angle: 25°

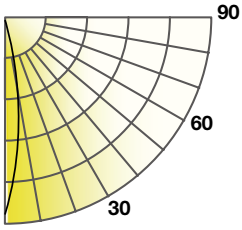

Degree	Candela
0	5,171
5	4,678
15	1,328
25	374
35	131
45	44

ATM10/930/FL/DIM120V/xx/yy

Lumens: 1,105 lm
CBCP: 3,118 cd
Power: 11 W
Efficacy: 98 lm/W
CRI: 90
Beam Angle: 35°

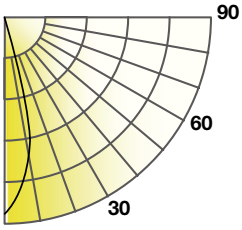

Degree	Candela
0	3,118
5	3,018
15	1,749
25	391
35	123
45	39

ACCESSORY ORDERING INFORMATION

Product	Model	Description	Pictures	Dimensions
35037	ATM/A/SN/WH	Snoot: Matte White		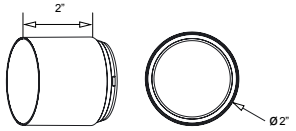
35038	ATM/A/SN/BL	Snoot: Matte Black		
35040	ATM/A/HC/WH	Honeycomb Louver: Matte White Ring		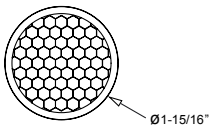
35041	ATM/A/HC/BL	Honeycomb Louver: Matte Black Ring		
35043	ATM/A/WW/WH	Wall Wash: Matte White		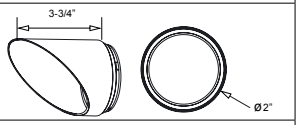
36859	ATM/A/RING/WH	Lens Holder Ring Matte White		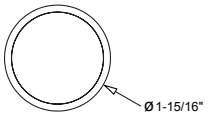
36860	ATM/A/RING/BL	Lens Holder Ring Matte Black		

Note: All rights reserved. All sizes and specifications are subject to change at any time without notice.