SINCE 1945 KEYSTONE

SMARTDRIVE LED® PLUG & PLAY WITH T8 BALLASTS

INSTALLATION AND OPERATING INSTRUCTIONS FOR THE FOLLOWING PRODUCTS:

KT-LED11T8-48G-8xx-S /G3

INSTALLATION

For a list of compatible ballasts or for any ballast compatibility questions, contact Keystone.

Product includes the following components:

PARTS	QUANTITY
LED Tube	1
Installation Instruction Sheet	1

CAUTION: This lamp operates on electronic ballasts and emergency ballasts.

CAUTION: Before installing, make certain the AC power to the fixture is off.

SAFETY PRECAUTIONS:

- **WARNING: Risk of shock. Disconnect power before installation.**
- **CAUTION: Direct replacement for 32W/30W/28W/25W 48T8 flourescent lamps. To be used with instant start electronic ballasts that support 32W/30W/28W/25W 48T8 flourescent lamp operation ONLY.**
- **WARNING: Risk of fire. Use only in place of fluorescent lamps specified on product label. Risk of electric shock. Suitable for damp locations.**
- **CAUTION: Not rated for use in Vapor Tight style fixtures. Do not install in vapor tight style fixtures. Doing so will void the warranty.**

Installation Steps

Confirm the ballast currently installed in the fixture. Reference Keystone's Compatibility list to ensure ballast compatibility. Failure to do this voids the warranty.

1. Make Sure Power is OFF.
2. Remove lens or diffuser (if applicable).
3. Remove existing fluorescent lamps from the luminaire. Verify that the lamp designation is 17W/15W/24T8. If not, confirm on ballast label that the ballast used in the fixture supports an 17W/15W/24T8 lamp.



4. Insert the LED lamp into the luminaire by placing the pins into the luminaire lampholders (both ends at the same time).

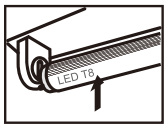

5. Rotate the LED lamp until the lamp pins lock into place. Ensure tube is oriented in the proper direction for downward light.

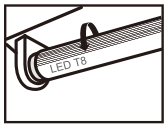

6. Replace lens or diffuser (if applicable).
7. Power ON.

SINCE 1945
KEYSTONE

SMARTDRIVE LED®
PLUG & PLAY WITH T8 BALLASTS

INSTALLATION AND OPERATING INSTRUCTIONS FOR THE FOLLOWING PRODUCTS:

KT-LED11T8-48G-8xx-S /G3

DO NOT INSTALL THIS LAMP IN A PRE-HEAT LUMINAIRE.
N'INSTALLEZ PAS CETTE LAMPE DANS UN APPAREIL D'ÉCLAIRAGE DE PRÉCHAUFFAGE.

THIS LAMP ONLY OPERATES ON ELECTRONIC BALLASTS. IF LAMP DOES NOT LIGHT WHEN THE LUMINAIRE IS ENERGIZED,REMOVE LAMP FROM LUMINAIRE AND CONTACT LAMP MANUFACTURER OR QUALIFIED ELECTRICIAN.

CETTE LAMPE OPERE SEULEMENT AVEC LE BALLAST ELECTRONIQUE. SI LA LAMPE NE S'ALLUME PAS QUAND L'APPAREIL D'ECLAIRAGE ACTIVE,ENLEVEZ LA LAMPE DE L'APPAREIL D'ECLAIRAGE ET CONTACTEZ LE FABRICANT DE LAMPE OU UN ELECTRICIEN QUALIFIE.

CAUTION RISK OF FIRE - IF THE LAMP OR LUMINAIRE EXHIBITS UNDESIRABLE OPERATION(BUZZING, FLICKERING,ETC.),IMMEDIATELY TURN OFF POWER, REMOVE LAMP FROM LUMINAIRE AND CONTACT MANUFACTURER.

ATTENTION RISQUE DE FEU - SI LA LAMPE OU LE LUMINAIRE MONTRE DES SIGNES D'OPERATION INDESIRABLE (BRUIT, VIBRATION, CLIGNOTEMENT, ETC.), ALORS COUPER IMMÉDIATEMENT LE COURANT ET ENLÈVER LA LAMPE DE L'APPAREIL D'ÉCLAIRAGE ENTRER EN CONTACT AVEC LE FABRICANT.

SAFETY INFORMATION

In order to comply with published safety standards, the following must be observed when using this product:

1. Check the lamp before installation. If there is any damage caused during transportation, do not install.
2. These LED tubes are intended for lighting systems only.
3. Maintenance should be carried out by qualified personnel only.
4. LEDs are extremely bright. Do not look directly at the LED light source for extended time as over-exposure may cause harm to the eyes.
5. Do not place any objects on the lamp.
6. Avoid abnormal heating or moisture conditions (direct sunlight, open flame, high temperature objects).
7. LED tubes are for indoor use only.
8. Risk of electrical shock: Only replace with the same type of LED tube.
9. If the glass lamp tube is broken, the lamp must be disposed of immediately.
10. This lamp will operate with T8 electronic ballasts and emergency ballasts.
11. LED tubes are not intended to be repaired by the manufacturer or service agency in case of failure or component defect.
12. LED tubes do not rely upon the luminaire enclosure for protection against accidental contact with live parts.
13. LED tubes are intended to be used in dry and damp locations only.