

COBRA LINEALUCE

Rigid Cove Tunable White

formalighting
COLLECTION



CR1-12

DESCRIPTION

COBRA Linealuce is a surface mounted modular LED system in extruded aluminum with 25° vertical adjustability. Offered in 7 lengths and optical accessories. Ideal as indirect cove light applications, to create a wash illumination for wall and other architectonic surface. Compliments and integrates as a continuous run with COBRA Flex where straight and curved surface runs are combined in design. COBRA carries a 5 Year FIXTURE WARRANTY.

HOUSING

- Anodized extruded aluminum
- Consult factory for custom finishes and lengths

MOUNTING

- Surface mount with U-clips, included.

ELECTRICAL/CONTROLS

- 1.75W per LED at 500mA per channel
- 1800K: 46 lm / led
- 6000K: 69 lm / led
- Remote class 2 power supply required
- Maximum 28 LED run per driver
- Series shunt bypass ensures remaining operate if single link failure

LISTING

- cULus Listed to UL2108

LED INFO

- TX-3535 RGBW:
- 80 CRI, R9 > 70: SDCM = 3-step MacAdam Ellipse; Lumen Maintenance: L₇₀ > 56,000 hrs

PROJECT INFORMATION			
JOB NAME		TYPE	
ORDERING CODE			

ORDERING CODE

SERIES	COBRA	cove light								
TYPE	CR1 CR1-L ¹	cobra rigid, standard cobra rigid, louver								
LED	TW	tunable white								
SIZE	4 8 12 16 20 24 28	4 LED, 4-3/4", 1800K: 180 lm, 6000K: 280 lm 8 LED, 9-1/2", 1800K: 360 lm, 6000K: 560 lm 12 LED, 14-3/16", 1800K: 550 lm, 6000K: 840 lm 16 LED, 18-7/8", 1800K: 720 lm, 6000K: 1120 lm 20 LED, 23-5/8", 1800K: 900 lm, 6000K: 1400 lm 24 LED, 28-3/8", 1800K: 1080 lm, 6000K: 1680 lm 28 LED, 33-1/16", 1800K: 1290 lm, 6000K: 1960 lm								
CCT	1860	1800K to 6000K tunable white								
	CCT	1800K	2000K	2400K	2700K	3000K	3500K	4000K	5000K	5300K
	CCT MULTIPLIER FOR LUMEN OUTPUT	0.78	0.82	0.91	0.95	1.00	1.05	1.10	1.12	1.12
CRI	80	80 CRI								
LENS OPTION	30D	30 degrees								
FINISH	BK WH BS GD	black white polished brass gold								
MOUNTING OPTIONS	S	surface mount								
ACCESSORIES	See page 3 for details.									
DIMMING	See last page for details.									

ORDERING CODE

Follow the steps to specify your fixture, example:
COBRA - CR1 - TW - 12 - 1860 - 80 - 30D - BK - S

NOTES

1. Louver version cannot be used with honey comb accessory.

TW (LED)

COBRA	DELIVERED LM		VOLTAGE	LED POWER	SYSTEM POWER
	1800K	6000K	Vdc	W (80 CRI)	W (80 CRI)
4 LED	180	280	7	7	9
8 LED	360	560	14	14	16
12 LED	730	840	21	21	23
16 LED	910	1120	28	28	30
20 LED	1090	1400	36	35	37
24 LED	1270	1680	42	42	44
28 LED	1290	1860	50	49	51

Power Factor ≥ 0.9

RELATED PRODUCTS



Cobra Flex - Tunable White

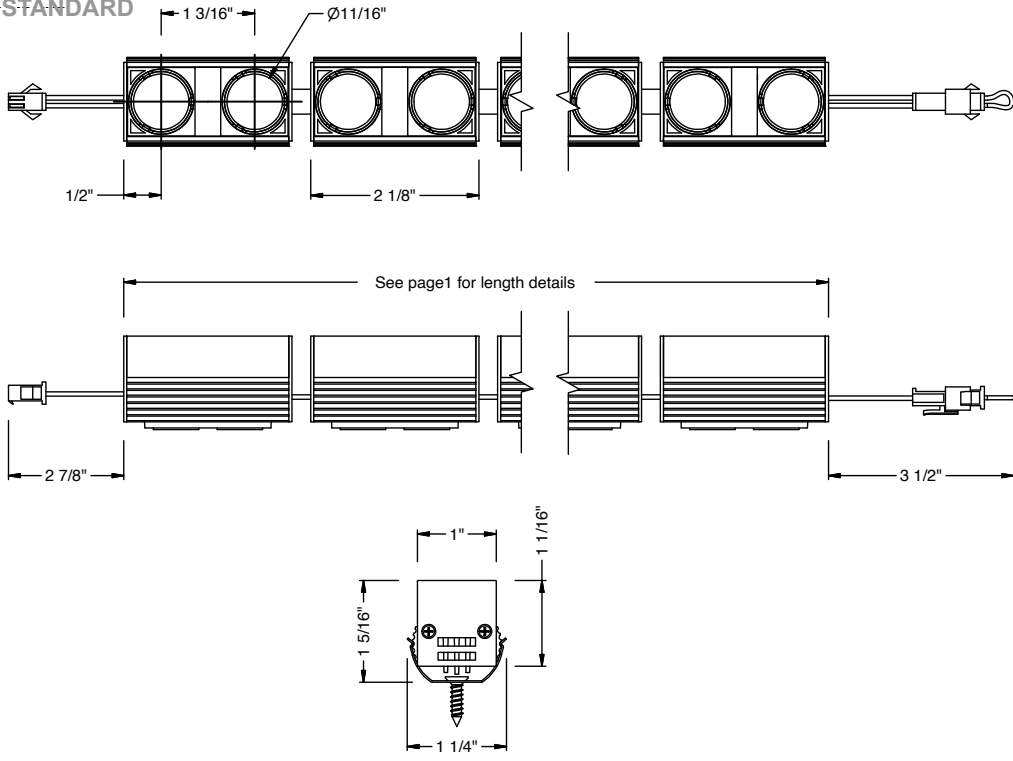
Note:

Used as flexible runs for Cobra Linealuce Tunable White. See Cobra Flex Tunable White spec sheet

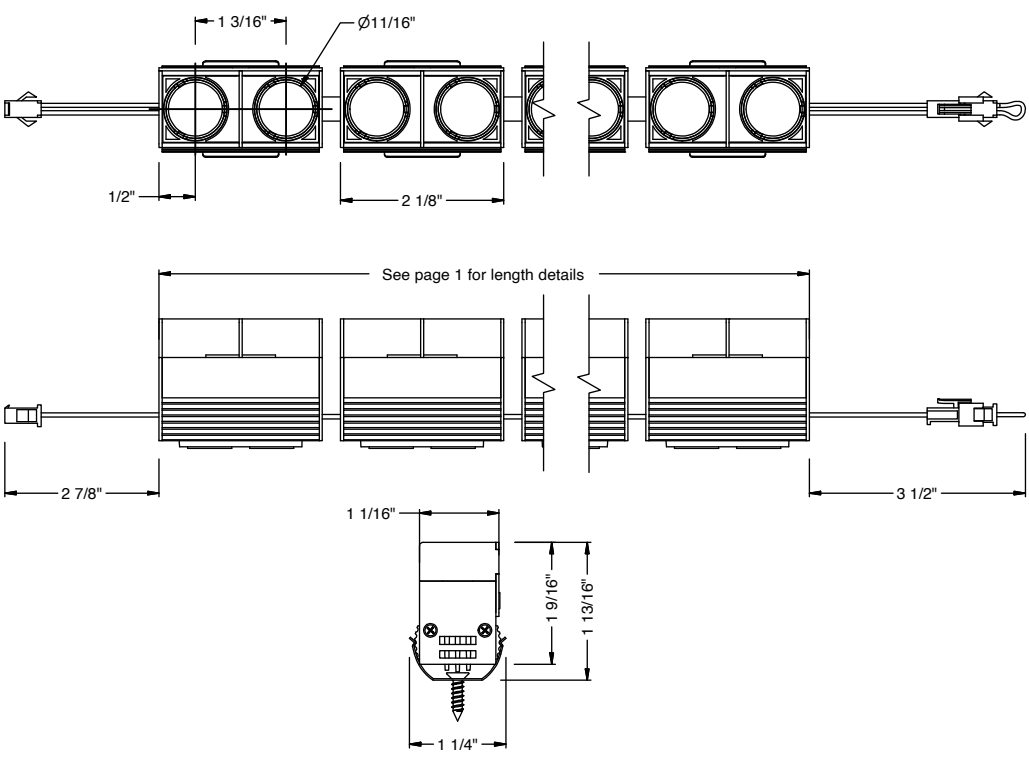
JOB NAME		TYPE	
ORDERING CODE			

PRODUCT DIMENSIONS

GR1--STANDARD



CR1 - LOUVER



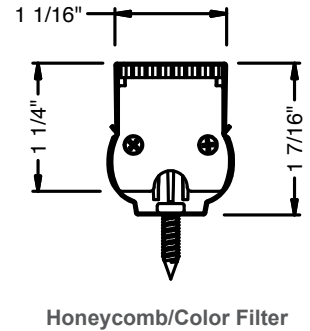

PROJECT INFORMATION			
JOB NAME		TYPE	
ORDERING CODE			

ACCESSORIES


COBRA-HCL ³	honeycomb louver
COBRA-CF-BL ^{1,3}	color filter, blue
COBRA-CF-RD ^{1,3}	color filter, red
COBRA-CF-GR ^{1,3}	color filter, green
COBRA-CF-AM ^{1,3}	color filter, amber
COBRA-DRIVER-EXT-HARNESS-TW	39" extension harness, cobra to driver
COBRA-DRIVER-HARNESS-TW	12" driver harness, included with driver
COBRA-UCLIP ²	mounting U-clip (included)
COBRA-SCREW ²	screw for U-clip (included)

NOTES

- Consult factory for additional color filters.
- Mounting accessories are only for additional or spare circumstances. All Cobras include adequate quantity of mounting components.
- 1 accessory per 2 LED's.



COLOR FILTERS



Amber

Blue

Green

Red

REMOTE DRIVER - 0-10V ORDERING CODE

SERIES	P70516-COBRA	LED driver with box and harness
DIMMING	DIM10Z	eldoLED flicker free 0-10V dimming to 0%
ELECTRICAL OPTIONS	500	500mA

ORDERING CODE

Follow the steps to specify your fixture, example:
P70516 - COBRA - DIM10Z - 500

MAXIMUM WIRING DISTANCE FROM DRIVER TO FIRST COBRA AT FULL LOAD

AWG VALUE	DISTANCE (FT)
20	46
18	72
17	92
16	118

DESCRIPTION

- 0-10V dimmable protocol LED drive with smooth flicker free dimming
- Tunable White: color temperature and intensity control
- Remote mounting distance up to 46' (20AWG), 72' (18AWG) to LED load
- Pre-programmed to 500mA for optimum light output
- For custom drive currents consult factory

ELECTRICAL/CONTROLS

- 120-277Vac, 50/60Hz input
- 50W max output
- 2-55Vdc output per channel
- Dual Drive, Dim to Dark, tunable white output
- 0-10V compatible
- Linear dimming curve
- Operating temperature: -4°F to 122°F
- Class II rated
- Suitable for use in damp and dry locations
- Short circuit protection
- Overload protection
- Over-voltage protection
- Thermal protection
- Box: Length = 9", Width = 4", Height = 1-3/8"
- Driver: Length = 5-1/8", Width = 3", Height = 1-1/8"

REMOTE DRIVER - DALI ORDERING CODE

SERIES	P70532-COBRA	LED driver with box and harness
DIMMING	DALIZ	eldoLED flicker free DALI dimming to 0% Driver uses logarithmic dimming curve as standard. For linear dimming curve, add "LIN" after dimming
ELECTRICAL OPTIONS	500	500mA

ORDERING CODE

Follow the steps to specify your fixture, example:
P70532 - COBRA - DALIZ - 500

MAXIMUM WIRING DISTANCE FROM DRIVER TO FIRST COBRA AT FULL LOAD

AWG VALUE	DISTANCE (FT)
20	46
18	72
17	92
16	118

DESCRIPTION

- DALI DT8 dimmable protocol LED drive with smooth flicker free dimming
- Tunable White: color temperature and intensity control
- Remote mounting distance up to 46' (20AWG), 72' (18AWG) to LED load
- Pre-programmed to 500mA for optimum light output
- For custom drive currents consult factory

ELECTRICAL/CONTROLS

- 120-277Vac, 50/60Hz input
- 50W max output
- 2-55Vdc output per channel
- Dual Drive, Dim to Dark, tunable white output
- DALI DT8 compatible
- Linear dimming curve
- Operating temperature: -4°F to 122°F
- Class II rated
- Suitable for use in damp and dry locations
- Short circuit protection
- Overload protection
- Over-voltage protection
- Thermal protection
- Box: Length = 9", Width = 4", Height = 1-3/8"
- Driver: Length = 5-1/8", Width = 3", Height = 1-1/8"

PROJECT INFORMATION			
JOB NAME		TYPE	
ORDERING CODE			

REMOTE DRIVER - DMX ORDERING CODE

SERIES	P70772-COBRA-TW	LED driver with box and harness, tunable white
DIMMING	DMXZ	DMX control dimming to 0.1%
ELECTRICAL OPTIONS	500	500mA

ORDERING CODE _____

Follow the steps to specify your fixture, example:
P70772 - COBRA - TW - DMXZ - 500

MAXIMUM WIRING DISTANCE FROM DRIVER TO FIRST COBRA AT FULL LOAD	
AWG VALUE	DISTANCE (FT)
20	46
18	72
17	92
16	118

DESCRIPTION

- DMX dimmable protocol LED drive with smooth flicker free dimming
- Tunable White: color temperature and intensity control
- Remote mounting distance up to 46' (20AWG), 72' (18AWG) to LED load
- Pre-programmed to 500mA for optimum light output
- For custom drive currents consult factory

ELECTRICAL/CONTROLS

- 120-277Vac, 50/60Hz input
- 50W max output
- 8-55Vdc output per channel
- Isolated dimming circuit
- DMX compatible
- Operating temperature: -13°F to 122°F
- Class II rated
- Suitable for use in damp and dry locations
- Short circuit protection
- Overload protection
- Over-voltage protection
- Thermal protection
- Box: Length = 9", Width = 4", Height = 1-3/8"
- Driver: Length = 5-1/8", Width = 3", Height = 1-1/8"

REMOTE DRIVER - CASAMBI ORDERING CODE

SERIES	P70516-COBRA	LED driver with box and harness
DIMMING	CASZ	Casambi Bluetooth dim to zero
ELECTRICAL OPTIONS	500	500mA

ORDERING CODE _____

Follow the steps to specify your fixture, example:
P70516 - COBRA - CASZ - 500

MAXIMUM WIRING DISTANCE FROM DRIVER TO FIRST COBRA AT FULL LOAD	
AWG VALUE	DISTANCE (FT)
20	46
18	72
17	92
16	118

DESCRIPTION

- Casambi dimmable protocol LED drive with smooth flicker free dimming
- Tunable White: color temperature and intensity control
- Remote mounting distance up to 46' (20AWG), 72' (18AWG) to LED load
- Pre-programmed to 500mA for optimum light output
- For custom drive currents consult factory

ELECTRICAL/CONTROLS

- 120-277Vac, 50/60Hz input
- 50W max output
- 2-55Vdc output per channel
- Dual Drive, Dim to Dark, tunable white output
- Operating temperature: -4°F to 122°F
- Class II rated
- Suitable for use in damp and dry locations
- Short circuit protection
- Overload protection
- Over-voltage protection
- Thermal protection
- Box: Length = 9", Width = 4", Height = 1-3/8"
- Driver: Length = 5-1/8", Width = 3", Height = 1-1/8"

REMOTE DRIVER - nLIGHT ORDERING CODE

SERIES	P70516-COBRA	LED driver with box and harness
DIMMING	NLT	nLight control interface: standard Cat-5/RJ45 connection (female), dimming to 0%
ELECTRICAL OPTIONS	500	500mA

ORDERING CODE _____

Follow the steps to specify your fixture, example:
P70516 - COBRA - NLT - 500

MAXIMUM WIRING DISTANCE FROM DRIVER TO FIRST COBRA AT FULL LOAD	
AWG VALUE	DISTANCE (FT)
20	46
18	72
17	92
16	118

DESCRIPTION

- nLight dimmable protocol LED drive with smooth flicker free dimming
- Tunable White: color temperature and intensity control
- Remote mounting distance up to 46' (20AWG), 72' (18AWG) to LED load
- Pre-programmed to 500mA for optimum light output
- For custom drive currents consult factory

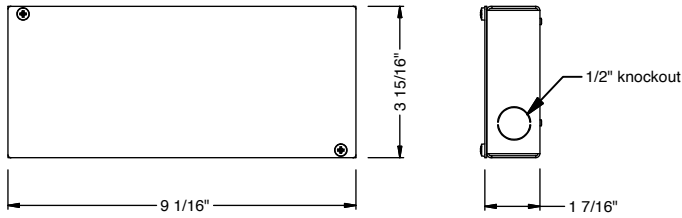
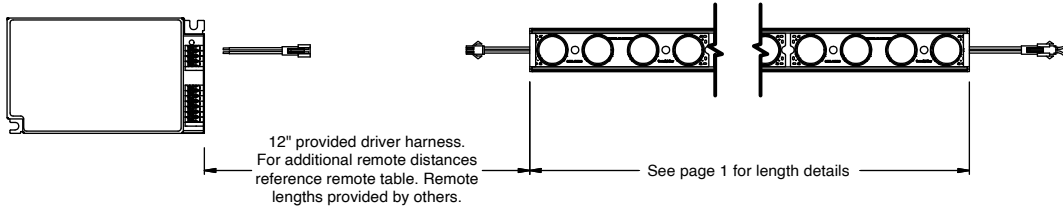
ELECTRICAL/CONTROLS

- 120-277Vac, 50/60Hz input
- 50W max output
- 2-55Vdc output per channel
- Dual Drive, Dim to Dark, tunable white output
- Operating temperature: -4°F to 122°F
- Class II rated
- Suitable for use in damp and dry locations
- Short circuit protection
- Overload protection
- Over-voltage protection
- Thermal protection
- Box: Length = 9", Width = 4", Height = 1-3/8"
- Driver: Length = 5-1/8", Width = 3", Height = 1-1/8"

PROJECT INFORMATION

JOB NAME		TYPE	
ORDERING CODE			

REMOTE DRIVER



BOX