L550

INTERIOR

Tiltable Recessed Downlight

- Dry location





Shown with Full Shroud & Tilted

Ordering Information

Clear Form

Date : _____

Project : _____

Type : _____

Quantity : _____

Note : _____

Specifications

Luminaire | Example Code: L550-2-W30H-ELB4-NA-BA

Product	Wattage	CCT & CRI [1]	Beam Angle	Reflector Finish	Louver (optional)	Accessories	Trim Finish [2]
L550	**2**						
	2 2W	**Standard (80+) CRI:** **W22S** 2200K 80+ **High (90+) CRI:** **W27H** 2700K 90+ **W30H** 3000K 90+ **W35H** 3500K 90+ **W40H** 4000K 90+	**S** spot 12° **N** narrow flood 30° **F** flood 45°	**B** black **W** white **MA** matte clear anodized **BZ** bronze powder coated	**ELB3** eggcrate louver, black anodized	**NA** no accessories **SH** full shroud	**MA** matte clear anodized **BA** black anodized **WH** white powder coated **BZ** bronze powder coated

System Components (Ordered Separately)

Remote Driver : _____

* Consult MP Lighting Website or Factory.

Important Notes

Specification

1. *Refer to pg.2 - for light quality and colour consistency details.*
2. *Refer to Appendix or MP Lighting website for complete look of luminaire with different finish options.*

Warranty Notes & Disclaimer

Malfunction and damage to product due to incompatible dimming system or misuse will not be covered under warranty. Consult MP Lighting for recommended drivers. If the fixture has an option to be installed with a dimming control system, consult a dimming system manufacturer with minimum load before installing. MP Lighting reserves the right, at its sole discretion, at any time and without notice, to make design changes to any of our products. Consult MP Lighting website for most updated documentation.

L550

INTERIOR

Tiltable Recessed Downlight

- Dry location





Shown with Full Shroud & Tilted

Performance

Wattage	Forward Current	Power Consumption Budget per fixture (including driver)	LED output (Source)	Fixture Output (Delivered)
2W	700mA	3W	220 lm	150.9-167.5 lm

Application

Environment	Dry Location approved. IP 40.
Mounting	Recessed mount to cabinet millwork with coil spring clips. Comes with 2" (610 mm) wire lead. Cut out size: 2- 5/8" (67mm)

Electrical

Electrical	Remote LED drivers (120-277V AC input, **constant current output**)
Control	**On/off control** **Dimming:** ELV or 0-10V dimming with appropriate drivers **Other options (consult factory):** TRIAC/MLV, DMX, DALI, Casambi

Luminaire Construction

LED Light Source	**W22S =** CCT: 2200K, CRI (Ra): 80+, Colour Consistency: 3SDCM **W27H =** CCT: 2700K, CRI (Ra): 90+, Colour Consistency: 2SDCM **W30H =** CCT: 3000K, CRI (Ra): 90+, Colour Consistency: 2SDCM **W35H =** CCT: 3500K, CRI (Ra): 90+, Colour Consistency: 2SDCM **W40H =** CCT: 4000K, CRI (Ra): 90+, Colour Consistency: 2SDCM
Weight	N/A
Material	Solid anodized aluminum
Supplied with	Comes with universal crossbar and mounting screws (2).
Warranty & LED Life	5 years limited warranty Estimated useful life of LED is 50,000 hours.

Ordered Separately

System Components	**Power supplies:** remote driver Please consult factory or visit Recommended Drivers for available driver options.

Mounting Options & Dimensions

LED Fixture Dimensions

Fixture

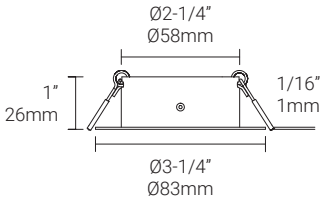

3D View



Beam

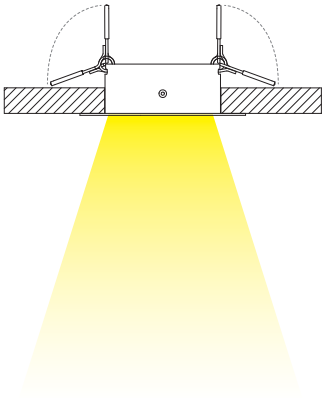

Fixture (shown with tilt)

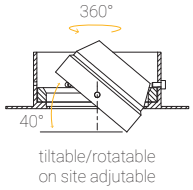

Fixture (shown with shroud)

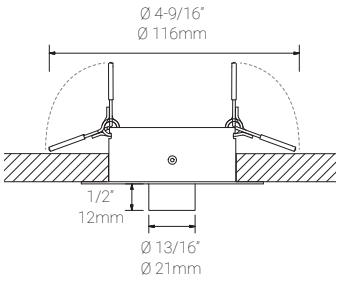

3D View (with full shroud)



2W, 3000K, 90+ CRI, tested with NA (no accessories)

Polar Candela Distribution

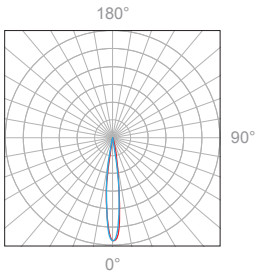

Beam Width: 12°



Illuminance at a Distance

Distance		Center Beam fc	Beam Width			
3.0ft	0.91m	157fc	0.8ft	0.24m	0.8ft	0.24m
6.0ft	1.83m	39.3fc	1.6ft	0.48m	1.5ft	0.45m
9.0ft	2.74m	17.5fc	2.4ft	0.73m	2.3ft	0.70m
12ft	3.66m	9.84fc	3.2ft	0.97m	3.1ft	0.94m
15ft	4.57m	6.30fc	4.0ft	1.21m	3.9ft	1.18m
18ft	5.49m	4.37fc	4.7ft	1.43m	4.6ft	1.40m

Delivered Lumen: 167.5 lm
Vertical Beam Spread : 15.6°
Horizontal Beam Spread : 15.2°

Tested on 31/03/2025

Polar Candela Distribution

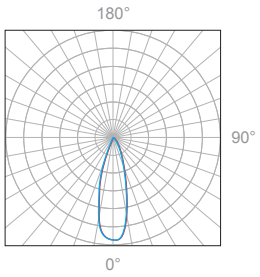

Beam Width: 30°



Illuminance at a Distance

Distance		Center Beam fc	Beam Width			
3.0ft	0.91m	81.6fc	1.3ft	0.39m	1.3ft	0.39m
6.0ft	1.83m	20.4fc	2.6ft	0.79m	2.7ft	0.82m
9.0ft	2.74m	9.07fc	4.0ft	1.22m	4.0ft	1.22m
12ft	3.66m	5.10fc	5.3ft	1.61m	5.3ft	1.61m
15ft	4.57m	3.27fc	6.6ft	2.01m	6.6ft	2.01m
18ft	5.49m	2.27fc	7.9ft	2.40m	8.0ft	2.43m

Delivered Lumen: 166.5 lm
Vertical Beam Spread : 24.9°
Horizontal Beam Spread : 25°

Tested on 31/03/2025

Polar Candela Distribution

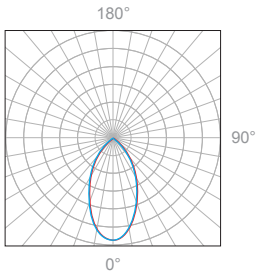

Beam Width: 45°



Illuminance at a Distance

Distance		Center Beam fc	Beam Width			
3.0ft	0.91m	24.5fc	2.6ft	0.79m	2.6ft	0.79m
6.0ft	1.83m	6.12fc	5.3ft	1.61m	5.2ft	1.58m
9.0ft	2.74m	2.72fc	7.9ft	2.40m	7.7ft	2.34m
12ft	3.66m	1.53fc	10.5ft	3.20m	10.3ft	3.14m
15ft	4.57m	0.99fc	13.2ft	4.02m	12.9ft	3.93m
18ft	5.49m	0.68fc	15.8ft	4.81m	15.5ft	4.72m

Delivered Lumen: 150.9 lm
Vertical Beam Spread : 47.4°
Horizontal Beam Spread : 46.6°

Tested on 31/03/2025

Warm Dimming VS. Halogen

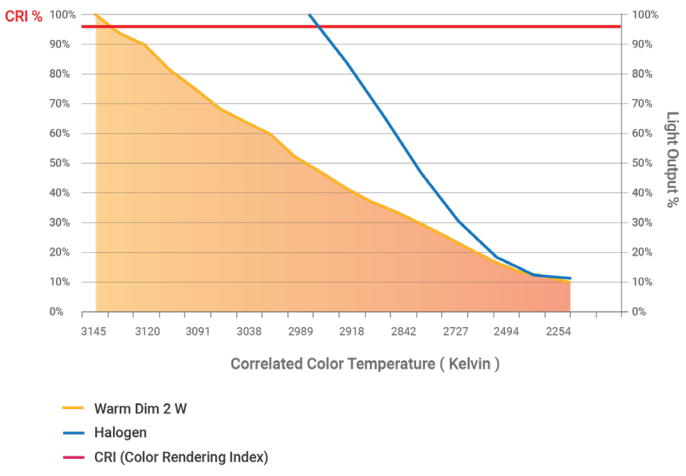

Full Spectrum

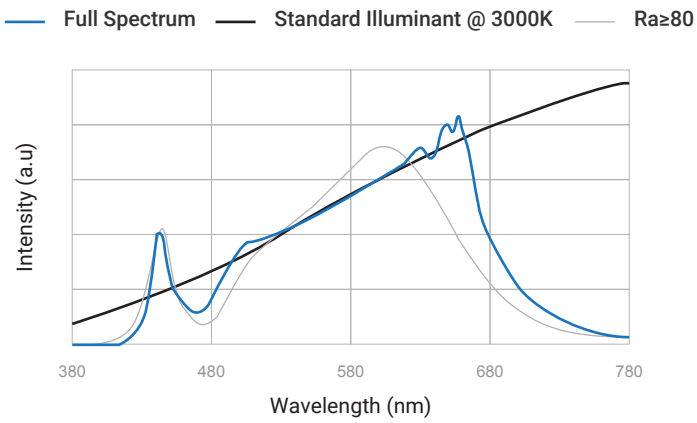

Appendix

Aluminum Finishes and Trims:



MA matte clear anodized



BA black anodized



WH white powder coated



BZ bronze powder coated



MA matte clear anodized



BA black anodized



WH white powder coated



BZ bronze powder coated