[MP LIGHTING]

L430

INTERIOR
Tiltable Downlight

- Dry location





shown with spring clips

Ordering Information

Clear Form

Date : _____

Project : _____

Type : _____

Quantity : _____

Note : _____

Specifications

Luminaire | Example Code: L430-R-4-W30H-N-BA

Product	Housing	Wattage	CCT & CRI [1]	Beam Angle	Trim Finish [2]
L430					
	R retrofit housing **NI** non-insulated housing	**4** 4W **8** 8W	**W27H** 2700K 90+ **W30H** 3000K 90+	**S** spot 25° **N** narrow flood 30° **F** flood 35°	**BK** black powder coated **WH** white powder coated

System Components (Ordered Separately)

Remote Driver : _____

* Consult MP Lighting Website or Factory.

Important Notes

Specification

1. *Refer to pg.2 - for light quality and colour consistency details.*
2. *Refer to Appendix or MP Lighting website for complete look of luminaire with different finish options.*

Warranty Notes & Disclaimer

Malfunction and damage to product due to incompatible dimming system or misuse will not be covered under warranty. Consult MP Lighting for recommended drivers. If the fixture has an option to be installed with a dimming control system, consult a dimming system manufacturer with minimum load before installing. MP Lighting reserves the right, at its sole discretion, at any time and without notice, to make design changes to any of our products. Consult MP Lighting website for most updated documentation.

L430

INTERIOR
Tiltable Downlight

- Dry location





shown with spring clips

Performance

Wattage	Forward Current	Power Consumption Budget per fixture (including driver)	LED output (Source)	Fixture Output (Delivered)
4W	350mA	4W	440 lm	172.8-237 lm
8W	700mA	8W	880 lm	281.6-391.6 lm

Application

Environment	Dry Location approved. IP 42.
Mounting	Recessed mount with spring clips. Cut-out size: Ø 3-5/8" (92.08mm). Cord Length: 22-1/4" (565mm)

Electrical

Electrical	Remote LED drivers (120-277V AC input, **constant current output**): Fixtures to be wired in series.
Control	**On/off control** **Dimming:** ELV or 0-10V dimming with appropriate drivers **Other options (consult factory):** TRIAC/MLV, DMX, DALI, Casambi, Power over Ethernet

Luminaire Construction

LED Light Source	**Colour Consistency:** 2-step MacAdam: 2700K, 3000K, 90+ CRI
Weight	N/A
Material	**Fixture:** Solid anodized aluminum
Supplied with	**Non-insulated housing:** Comes with frame, built-in nailer, housing cover, and cord. **Retrofit driver:** remote driver housing and cord.
Warranty & LED Life	5 years limited warranty Estimated useful life of LED is 50,000 hours.

Ordered Separately

System Components	**Power supplies:** remote driver Please consult factory or visit Recommended Drivers for available driver options.

Mounting Options & Dimensions

LED Insert Dimensions

Fixture

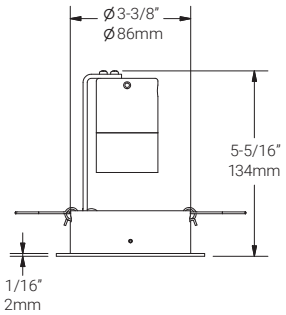

Front View

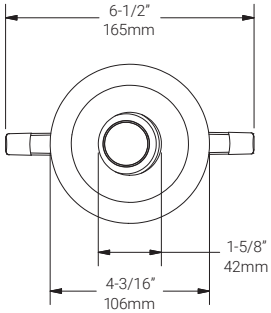

3D View



3D View (with Spring Clips)



Retrofit Housing

Side View

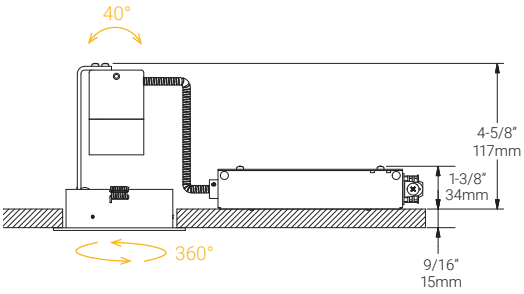

Bottom View

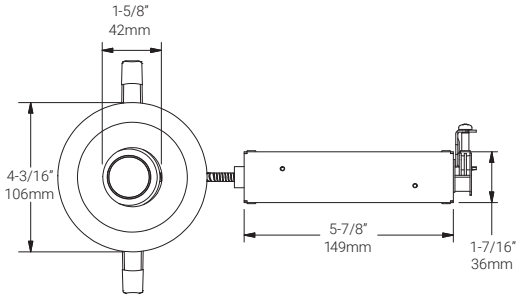

3D View



Non-Insulated Housing

Bottom View

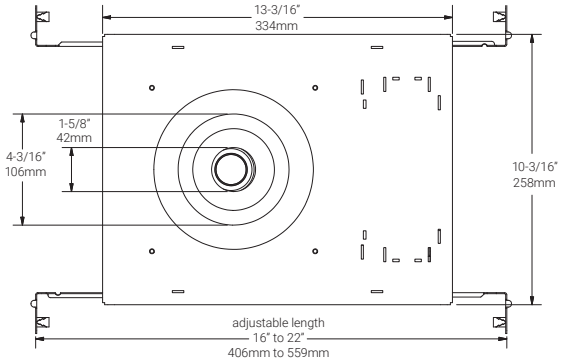

3D View



Side View

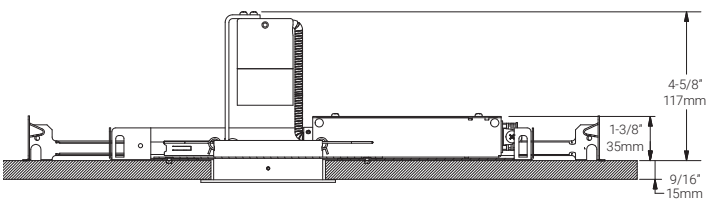

4W, 3000K, 90+ CRI

Polar Candela Distribution

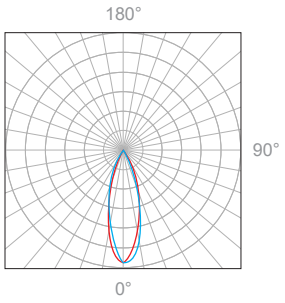

Beam Width: 25°



Illuminance at a Distance

Distance		Center Beam fc	Beam Width			
3.0ft	0.91m	140fc	1.4ft	0.42m	1.3ft	0.39m
6.0ft	1.83m	35.1fc	2.7ft	0.82m	2.7ft	0.82m
9.0ft	2.74m	15.6fc	4.1ft	1.25m	4.0ft	1.22m
12.0ft	3.66m	8.78fc	5.5ft	1.67m	5.4ft	1.64m
15.0ft	4.57m	5.62fc	6.8ft	2.07m	6.7ft	2.04m
18.0ft	5.49m	3.90fc	8.2ft	2.50m	8.1ft	2.46m

Delivered Lumen: 237 lm
Vertical Beam Spread: 25.7°
Horizontal Beam Spread: 25.3°

Polar Candela Distribution

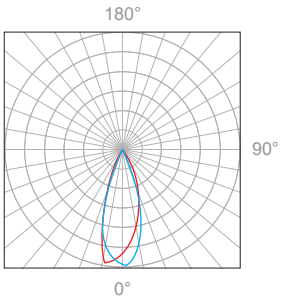

Beam Width: 30°



Illuminance at a Distance

Distance		Center Beam fc	Beam Width			
3.0ft	0.91m	95.8fc	1.6ft	0.48m	1.4ft	0.42m
6.0ft	1.83m	23.9fc	3.1ft	0.94m	2.9ft	0.88m
9.0ft	2.74m	10.6fc	4.7ft	1.43m	4.3ft	1.31m
12.0ft	3.66m	5.98fc	6.2ft	1.89m	5.8ft	1.76m
15.0ft	4.57m	3.83fc	7.8ft	2.37m	7.2ft	2.19m
18.0ft	5.49m	2.66fc	9.4ft	2.86m	8.6ft	2.62m

Delivered Lumen: 199.7 lm
Vertical Beam Spread: 29.1°
Horizontal Beam Spread: 27°

Polar Candela Distribution

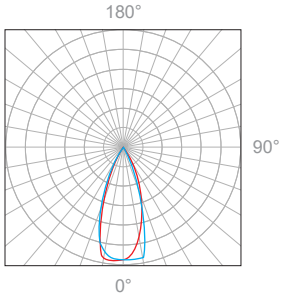

Beam Width: 35°



Illuminance at a Distance

Distance		Center Beam fc	Beam Width			
3.0ft	0.91m	56.1fc	1.8ft	0.54m	1.9ft	0.58m
6.0ft	1.83m	14.0fc	3.7ft	1.12m	3.8ft	1.15m
9.0ft	2.74m	6.23fc	5.5ft	1.67m	5.7ft	1.73m
12.0ft	3.66m	3.51fc	7.4ft	2.25m	7.6ft	2.31m
15.0ft	4.57m	2.24fc	9.2ft	2.80m	9.5ft	2.89m
18.0ft	5.49m	1.56fc	11.1ft	3.38m	11.4ft	3.47m

Delivered Lumen: 172.8 lm
Vertical Beam Spread: 34.3°
Horizontal Beam Spread: 35.2°

8W, 3000K, 90+ CRI

Polar Candela Distribution

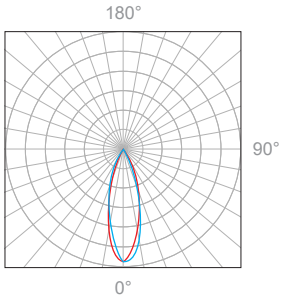

Beam Width: 25°



Illuminance at a Distance

Distance		Center Beam fc	Beam Width			
3.0ft	0.91m	234fc	1.4ft	0.42m	1.4ft	0.42m
6.0ft	1.83m	58.6fc	2.8ft	0.85m	2.7ft	0.82m
9.0ft	2.74m	26.0fc	4.1ft	1.25m	4.1ft	1.25m
12.0ft	3.66m	14.6fc	5.5ft	1.67m	5.4ft	1.64m
15.0ft	4.57m	9.37fc	6.9ft	2.10m	6.8ft	2.07m
18.0ft	5.49m	6.51fc	8.3ft	2.53m	8.2ft	2.50m

Delivered Lumen: 391.6 lm
Vertical Beam Spread: 25.8°
Horizontal Beam Spread: 25.6°

Polar Candela Distribution

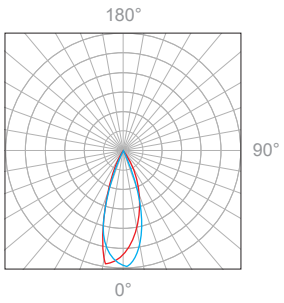

Beam Width: 30°



Illuminance at a Distance

Distance		Center Beam fc	Beam Width			
3.0ft	0.91m	157fc	1.5ft	0.45m	1.5ft	0.45m
6.0ft	1.83m	39.2fc	3.0ft	0.91m	2.9ft	0.88m
9.0ft	2.74m	17.4fc	4.5ft	1.37m	4.4ft	1.34m
12.0ft	3.66m	9.80fc	6.1ft	1.86m	5.9ft	1.79m
15.0ft	4.57m	6.27fc	7.6ft	2.31m	7.3ft	2.22m
18.0ft	5.49m	4.36fc	9.1ft	2.77m	8.8ft	2.68m

Delivered Lumen: 320.6 lm
Vertical Beam Spread: 28.3°
Horizontal Beam Spread: 27.5°

Polar Candela Distribution

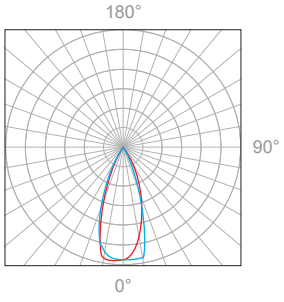

Beam Width: 35°



Illuminance at a Distance

Distance		Center Beam fc	Beam Width			
3.0ft	0.91m	92.9fc	1.9ft	0.58m	1.9ft	0.58m
6.0ft	1.83m	23.2fc	3.8ft	1.15m	3.8ft	1.15m
9.0ft	2.74m	10.3fc	5.7ft	1.73m	5.6ft	1.76m
12.0ft	3.66m	5.81fc	7.6ft	2.31m	7.7ft	2.34m
15.0ft	4.57m	3.27fc	9.5ft	2.89m	9.6ft	2.92m
18.0ft	5.49m	2.58fc	11.4ft	3.47m	11.5ft	3.50m

Delivered Lumen: 281.6 lm
Vertical Beam Spread: 35.1°
Horizontal Beam Spread: 35.5°

Appendix

Aluminum Finishes



BK black powder coated



WH white powder coated