HADCO

Urban

New London

VX8911 Post top



The **Hadco New London LED post top** has an elegance that accentuates the majesty and style of many urban architectural designs. It offers the style of traditional lanterns with today's cutting edge LEDgine technology. The optional cast aluminum spikes provide additional detailing to create the look you need.

Project:

Location:

Cat.No:

Type:

Lamps: Qty:

Notes:

Ordering guide

Example: VX8911-48-G3-A-C-2-N-730-A-3-N-SP1-S-N

Series	LED Count	Generation	Finish	Panel	Distribution	Photo Control Receptacle
VX8911		G3				
VX8911 Hadco New London LED post top	**32**[2] 32 LEDs **48** 48 LEDs **64** 64 LEDs	**G3** Gen 3	**A** Black **B** White **G** Verde **H** Bronze **J** Green	**C** Clear **F** Frosted	**2** Type 2 **2H** Type 2 w/HSS **3** Type 3 **3H** Type 3 w/HSS **3W** Type 3 Wide **3WH** Type 3 Wide w/HSS **4** Type 4 **5** Type 5	**E** 120 VAC button eye **H** 208/240/277 VAC button eye **R** 3-Pin Twist Lock Receptacle **N** None

Future-Proof Control Receptacle	CRI/CCT	Voltage	Drive Current	Driver Option[1]	Surge Protection	Spikes
R7 7-Pin Receptacle **N** None	**730** Warm 3000K **740** Neutral 4000K	**A** 120-277 **B**[2,3] 347-480	**3** 350mA **5** 530mA **7**[1] 700mA	**DA** 4 Hrs, 25% reduction **DB** 4 Hrs, 50% reduction **DC** 4 Hrs, 75% reduction **DD** 6 Hrs, 25% reduction **DE** 6 Hrs, 50% reduction **DF** 6 Hrs, 75% reduction **DG** 8 Hrs, 25% reduction **DH** 8 Hrs, 50% reduction **DJ** 8 Hrs, 75% reduction **DL** DALI **N** None **S** FAWS Field adjustable wattage selector **SRD**[1] Sensor ready driver, standard configuration **SRD1**[1] Sensor ready driver, alternate configuration	**SP1** 10kV/10kA Surge Protector **SP2** 20kV/20kA Surge Protector	**S** Spikes **N** None

1. Configurations with 347-480VAC (B) voltage are not compatible with optional dimming or optional programming.
2. Configurations with 32 LEDs (32) at 350mA (3) and 530mA (5) currents are not compatible with 347-480 VAC (B) voltage.

VX8911 New London

Post top

Dimensions

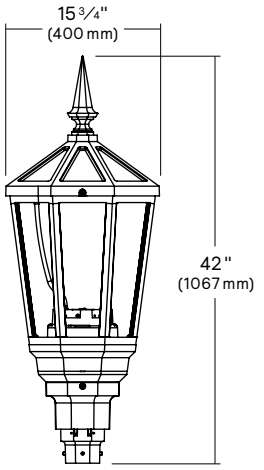

VX8911
Height: Without Spikes 42" (107cm)
Width: Without Spikes 15 3/4" (40cm)
Max. EPA: 2.7 ft²
Max. Weight 38.5 lbs (17.5 kg)

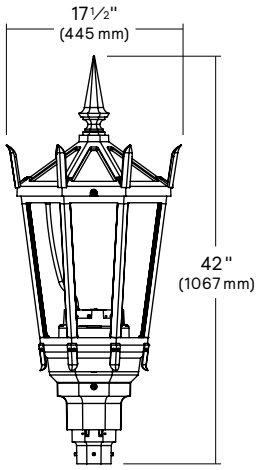

VX8911
Height: With Spikes 42" (107cm)
Width: With Spikes 17 1/2" (44.5cm)
Max. EPA: 2.7 ft²
Max. Weight 38.5 lbs (17.5 kg)

LED Wattage and Lumen Values: for Clear Globes

Ordering Code	Total LEDs	System current (mA)	Color Temp (K)	Average System Watts[1] (W)	Type 2			Type 3			Type 3W			Type 4			Type 5		
					Lumen Output[2]	BUG Rating	Efficacy (LPW)	Lumen Output[2]	BUG Rating	Efficacy (LPW)	Lumen Output[2]	BUG Rating	Efficacy (LPW)	Lumen Output[2]	BUG Rating	Efficacy (LPW)	Lumen Output[2]	BUG Rating	Efficacy (LPW)
Clear Globe 3000K																			
32-G3-C-x-730-3	32	350	3000	38	3247	B1-U2-G1	85	3241	B1-U2-G1	85	3342	B1-U2-G1	88	3339	B1-U2-G1	88	3423	B2-U2-G1	90
32-G3-C-x-730-5	32	530	3000	53	4658	B1-U3-G1	88	4650	B1-U3-G1	88	4794	B1-U3-G1	90	4790	B1-U3-G1	90	4911	B3-U2-G1	93
32-G3-C-x-730-7	32	700	3000	72	5743	B1-U3-G1	80	5733	B1-U3-G1	80	5911	B1-U3-G2	82	5906	B1-U3-G2	82	6055	B3-U2-G2	84
32-G3-C-x-730-9	32	900	3000	92	6809	B1-U3-G1	74	6797	B1-U3-G2	74	7008	B1-U3-G2	77	7002	B1-U3-G2	77	7178	B3-U3-G2	78
48-G3-C-x-730-3	48	350	3000	51	4655	B1-U3-G1	91	4647	B1-U3-G1	91	4791	B1-U3-G1	94	4787	B1-U3-G1	94	4908	B3-U2-G1	96
48-G3-C-x-730-5	48	530	3000	81	6679	B1-U3-G1	82	6667	B1-U3-G2	82	6874	B1-U3-G2	84	6868	B1-U3-G2	84	7041	B3-U3-G2	86
48-G3-C-x-730-7	48	700	3000	106	8235	B2-U3-G2	78	8220	B2-U3-G2	78	8475	B2-U3-G2	80	8468	B2-U3-G2	80	8681	B3-U3-G2	82
48-G3-C-x-730-9	48	900	3000	135	9652	B2-U3-G2	71	9635	B2-U3-G2	71	9934	B2-U3-G2	73	9925	B2-U3-G2	73	10175	B4-U3-G2	75
64-G3-C-x-730-3	64	350	3000	68	5160	B1-U3-G1	76	5151	B1-U3-G1	76	5311	B1-U3-G2	78	5306	B1-U3-G1	78	5440	B3-U2-G1	80
64-G3-C-x-730-5	64	530	3000	89	7403	B2-U3-G1	84	7390	B1-U3-G2	83	7619	B2-U3-G2	86	7613	B1-U3-G2	86	7805	B3-U3-G2	88
64-G3-C-x-730-7	64	700	3000	115	9241	B2-U3-G2	80	9224	B2-U3-G2	80	9510	B2-U3-G2	83	9502	B2-U3-G2	83	9741	B4-U3-G2	85
64-G3-C-x-730-9	64	900	3000	147	11534	B2-U3-G2	79	11513	B2-U3-G2	78	11871	B2-U3-G2	81	11860	B2-U3-G2	81	12159	B4-U3-G2	83
Clear Globe 4000K																			
32-G3-C-x-740-3	32	350	4000	38	3409	B1-U3-G1	90	3403	B1-U2-G1	90	3509	B1-U2-G1	92	3506	B1-U2-G1	92	3594	B2-U2-G1	95
32-G3-C-x-740-5	32	530	4000	53	4891	B1-U3-G1	92	4882	B1-U3-G1	92	5034	B1-U3-G1	95	5030	B1-U3-G1	95	5156	B3-U2-G1	97
32-G3-C-x-740-7	32	700	4000	72	6030	B1-U3-G1	84	6020	B1-U3-G1	83	6207	B1-U3-G2	86	6201	B1-U3-G2	86	6357	B3-U3-G2	88
32-G3-C-x-740-9	32	900	4000	92	7150	B1-U3-G1	78	7137	B1-U3-G2	78	7358	B2-U3-G2	80	7352	B1-U3-G2	80	7537	B3-U3-G2	82
48-G3-C-x-740-3	48	350	4000	51	4888	B1-U3-G1	96	4879	B1-U3-G1	96	5031	B1-U3-G1	99	5026	B1-U3-G1	99	5153	B3-U2-G1	101
48-G3-C-x-740-5	48	530	4000	81	7013	B1-U3-G1	86	7000	B1-U3-G2	86	7218	B2-U3-G2	89	7211	B1-U3-G2	89	7393	B3-U3-G2	91
48-G3-C-x-740-7	48	700	4000	106	8647	B2-U3-G2	82	8631	B2-U3-G2	82	8899	B2-U3-G2	84	8891	B2-U3-G2	84	9115	B3-U3-G2	86
48-G3-C-x-740-9	48	900	4000	135	10135	B2-U3-G2	75	10117	B2-U3-G2	75	10431	B2-U3-G2	77	10422	B2-U3-G2	77	10684	B4-U3-G2	79
64-G3-C-x-740-3	64	350	4000	68	5418	B1-U3-G1	80	5408	B1-U3-G1	80	5576	B1-U3-G2	82	5571	B1-U3-G2	82	5712	B3-U2-G1	84
64-G3-C-x-740-5	64	530	4000	89	7773	B2-U3-G1	88	7760	B1-U3-G2	88	8000	B2-U3-G2	90	7993	B1-U3-G2	90	8195	B3-U3-G2	92
64-G3-C-x-740-7	64	700	4000	115	9703	B2-U3-G2	84	9685	B2-U3-G2	84	9986	B2-U3-G2	87	9977	B2-U3-G2	87	10229	B4-U3-G2	89
64-G3-C-x-740-9	64	900	4000	147	12111	B2-U3-G2	83	12089	B2-U3-G2	82	12464	B2-U3-G2	85	12453	B2-U3-G2	85	12767	B4-U3-G2	87

Values from photometric tests performed in accordance with IESNA LM-79 and are representative of the configurations shown. Actual performance may vary due to installation and environmental variables, LED and driver tolerances, and field measurement considerations. It is highly recommended to confirm performance with a photometric layout.

Note: Some data may be scaled based on tests of similar (but not identical) luminaires. Contact factory for configurations not shown.

VX8911 New London

Post top

LED Wattage and Lumen Values: for Frosted Panels

Ordering Code	Total LEDs	System current (mA)	Color Temp (K)	Average System Watts[1] (W)	Type 2			Type 3			Type 3W			Type 4			Type 5		
					Lumen Output[2]	BUG Rating	Efficacy (LPW)	Lumen Output[2]	BUG Rating	Efficacy (LPW)	Lumen Output[2]	BUG Rating	Efficacy (LPW)	Lumen Output[2]	BUG Rating	Efficacy (LPW)	Lumen Output[2]	BUG Rating	Efficacy (LPW)
Frosted Panel 3000K																			
32-G3-F-x-730-3	32	350	3000	38	2612	B1-U3-G2	69	2581	B1-U3-G2	68	2738	B1-U3-G2	72	2642	B1-U3-G2	70	2827	B1-U3-G2	74
32-G3-F-x-730-5	32	530	3000	53	3748	B1-U3-G2	71	3704	B1-U3-G3	70	3928	B1-U3-G3	74	3791	B1-U3-G3	72	4056	B2-U3-G3	77
32-G3-F-x-730-7	32	700	3000	72	4621	B1-U3-G3	64	4566	B1-U3-G3	63	4843	B1-U3-G3	67	4674	B1-U3-G3	65	5000	B2-U3-G3	69
32-G3-F-x-730-9	32	900	3000	92	5479	B1-U3-G3	60	5414	B1-U3-G3	59	5741	B1-U3-G3	63	5542	B1-U3-G3	61	5929	B3-U3-G3	65
48-G3-F-x-730-3	48	350	3000	51	3746	B1-U3-G2	73	3701	B1-U3-G3	73	3925	B1-U3-G3	77	3789	B1-U3-G3	74	4053	B2-U3-G3	79
48-G3-F-x-730-5	48	530	3000	81	5374	B1-U3-G3	66	5310	B1-U3-G3	65	5632	B1-U3-G3	69	5436	B1-U3-G3	67	5815	B3-U3-G3	71
48-G3-F-x-730-7	48	700	3000	106	6626	B2-U3-G3	63	6547	B2-U3-G3	62	6943	B2-U3-G4	66	6702	B1-U3-G3	63	7170	B3-U3-G3	68
48-G3-F-x-730-9	48	900	3000	135	7766	B2-U3-G3	57	7674	B2-U3-G3	57	8139	B2-U4-G4	60	7855	B2-U3-G4	58	8404	B3-U4-G3	62
64-G3-F-x-730-3	64	350	3000	68	4152	B1-U3-G3	61	4103	B1-U3-G3	60	4351	B1-U3-G3	64	4199	B1-U3-G3	62	4493	B2-U3-G3	66
64-G3-F-x-730-5	64	530	3000	89	5957	B2-U3-G3	67	5886	B1-U3-G3	66	6242	B2-U3-G3	70	6025	B1-U3-G3	68	6446	B3-U3-G3	73
64-G3-F-x-730-7	64	700	3000	115	7435	B2-U3-G3	65	7347	B2-U3-G3	64	7791	B2-U3-G4	68	7520	B2-U3-G4	65	8045	B3-U4-G3	70
64-G3-F-x-730-9	64	900	3000	147	9280	B2-U4-G4	63	9170	B2-U4-G4	63	9725	B2-U4-G4	66	9386	B2-U4-G4	64	10042	B3-U4-G4	68
Frosted Panel 4000K																			
32-G3-F-x-740-3	32	350	4000	38	2743	B1-U3-G2	72	2710	B1-U3-G2	71	2875	B1-U3-G2	76	2774	B1-U3-G2	73	2968	B2-U3-G2	78
32-G3-F-x-740-5	32	530	4000	53	3935	B1-U3-G3	74	3889	B1-U3-G3	73	4124	B1-U3-G3	78	3981	B1-U3-G3	75	4259	B2-U3-G3	80
32-G3-F-x-740-7	32	700	4000	72	4852	B1-U3-G3	67	4795	B1-U3-G3	67	5085	B1-U3-G3	71	4908	B1-U3-G3	68	5251	B2-U3-G3	73
32-G3-F-x-740-9	32	900	4000	92	5753	B2-U3-G3	63	5684	B1-U3-G3	62	6028	B2-U3-G3	66	5819	B1-U3-G3	64	6225	B3-U3-G3	68
48-G3-F-x-740-3	48	350	4000	51	3933	B1-U3-G3	77	3886	B1-U3-G3	76	4121	B1-U3-G3	81	3978	B1-U3-G3	78	4256	B2-U3-G3	83
48-G3-F-x-740-5	48	530	4000	81	5643	B2-U3-G3	69	5576	B1-U3-G3	69	5913	B1-U3-G3	73	5707	B1-U3-G3	70	6106	B3-U3-G3	75
48-G3-F-x-740-7	48	700	4000	106	6957	B2-U3-G3	66	6874	B2-U3-G3	65	7291	B2-U3-G4	69	7037	B2-U3-G4	67	7528	B3-U4-G3	71
48-G3-F-x-740-9	48	900	4000	135	8155	B2-U4-G3	60	8058	B2-U3-G4	60	8546	B2-U4-G4	63	8248	B2-U4-G4	61	8824	B3-U4-G4	65
64-G3-F-x-740-3	64	350	4000	68	4359	B1-U3-G3	64	4308	B1-U3-G3	63	4568	B1-U3-G3	67	4409	B1-U3-G3	65	4717	B2-U3-G3	69
64-G3-F-x-740-5	64	530	4000	89	6255	B2-U3-G3	71	6180	B2-U3-G3	70	6554	B2-U3-G3	74	6326	B1-U3-G3	71	6768	B3-U3-G3	76
64-G3-F-x-740-7	64	700	4000	115	7807	B2-U3-G3	68	7714	B2-U3-G3	67	8181	B2-U4-G4	71	7896	B2-U3-G4	69	8448	B3-U4-G3	73
64-G3-F-x-740-9	64	900	4000	147	9744	B2-U4-G4	66	9628	B2-U4-G4	66	10211	B2-U4-G5	70	9856	B2-U4-G4	67	10544	B3-U4-G4	72

Values from photometric tests performed in accordance with IESNA LM-79 and are representative of the configurations shown. Actual performance may vary due to installation and environmental variables, LED and driver tolerances, and field measurement considerations. It is highly recommended to confirm performance with a photometric layout.

Note: Some data may be scaled based on tests of similar (but not identical) luminaires. Contact factory for configurations not shown.

VX8911 New London

Post top

Specifications

Housing

Roof: Hinged roof with stainless steel thumb screw. 356HM low-copper cast.

Panels: Two panel options. Clear panels are made of an U.V Stabilized sheet material. Frosted Panels are U.V. Stabilized sheet material. All panels are attached with a clip and can easily be removed for cleaning.

Fitter: Slip Fitter Dimensions: 3" I.D. x 3" deep. Hinged door to access photocontrol components.

Light engine

LEDgine is composed of five main components: Heat Sink, Lens, LED lamp, Optical System, and Driver. Electrical components are RoHS compliant.

LED module

Composed of high-performance white LEDs. Color temperature as per ANSI/NEMA bin - Neutral White, 4000 Kelvin nominal (3985K +/- 275K or 3710K to 4260K) or Warm White, 3000 Kelvin nominal (3045K +/- 175K or 2870K to 3220K), CRI 70 Min. 75 Typical.

Heat sink

Made of cast aluminum optimizing the LEDs efficiency and life. Product does not use any cooling device with moving parts (only passive cooling device).

Optical system

Type 2, 3, 3W, 4 and Type 5 composed of high performance optical grade PMMA acrylic refractor lenses to achieve desired distribution optimized to get maximum spacing, target lumens and a superior lighting uniformity. Optical system is rated IP66. Performance shall be tested per LM 63, LM 79 and TM 15 (IESNA) certifying its photometric performance. Street side indicated.

Driver

Driver comes standard with 0-10V dimming capability. High power factor of 95%. Electronic driver, operating range 50/60 Hz. Auto adjusting universal voltage input from 120 to 277 VAC rated for both application line to line or line to neutral, Class I, THD of 20% max. Maximum ambient operating temperature from 40°F (4°C) to 130°F (55°C). Certified in compliance to UL1310 cULus requirement (dry and damp location). Assembled on a unitized removable tray with Tyco quick disconnect plug resisting to 221°F (105°C). The current supplying the LEDs will be reduced by the driver if the driver experiences internal overheating as a protection to the LEDs and the electrical components. Output is protected from short circuits, voltage overload and current overload. Automatic recovery after correction. Standard built in driver surge protection of 2.5kV (min). Due to the inrush current that occurs with electronic drivers, recommend using a time-delay or slow blow fuse to avoid unwanted fuse blowing (false tripping) that can occur with normal or fast acting fuses.

DA: 4 Hrs 25% reduction

DB: 4 Hrs 50% reduction

DC: 4 Hrs 75% reduction

DD: 6 Hrs 25% reduction

DE: 6 Hrs 50% reduction

DF: 6 Hrs 75% reduction

DG: 8 Hrs 25% reduction

DH: 8 Hrs 50% reduction

DJ: 8 Hrs 75% reduction

SRD: Sensor Ready Driver including SR communication (used for dimming and other functionalities), 24V auxiliary supply and a logical signal input (LSI) connected to the top NEMA twist lock receptacle.

SRD1: Sensor Ready Driver including SR communication (used for dimming and other functionalities) but with 24V auxiliary supply and a logical signal input (LSI) not connected to the top NEMA twist lock.

FAWS: Field Adjustable Wattage Selector, pre-set to the highest position, can be easily switched in the field to the required position. This reduces total luminaire wattage consumption and reduces the light level – see the FAWS multiplier chart for more details. **Note:** It is not recommended to use FAWS with other dimming or controls; if you do, set the switch to position 10 (maximum output) to enable the other dimming or controls. Switching FAWS to any position other than 10 will disable the other dimming or controls.

Field Adjustable Wattage (FAWS) Multiplier Chart

FAWS Position	Typical Delivered Lumens Multiplier	Typical System Wattage
1	0.31	0.28
2	0.53	0.50
3	0.62	0.58
4	0.7	0.67
5	0.78	0.75
6	0.83	0.81
7	0.89	0.87
8	0.92	0.91
9	0.96	0.95
10	1	1

Note: Typical value accuracy +/-5%

Surge protection

Surge protector tested in accordance with ANSI/IEEE C62.45 per ANSI/IEEE C62.41.2 Scenario I Category C High Exposure 10kV/10kA waveforms for Line Ground, Line Neutral and Neutral Ground, and in accordance with U.S. DOE (Department of Energy) MSSLC (Municipal Solid State Street Lighting Consortium) model specification for LED roadway luminaires electrical immunity requirements for High Test Level 10kV / 10kA. **Optional SP2:** 20kV / 10kA surge protection device that provides extra protection beyond the SP1 10kV/10kA level.

Luminaire useful life

Refer to IES files for energy consumption and delivered lumens for each option. Based on ISTMT in situ thermal testing in accordance with UL1598 and UL8750, using LM-80 data from LED manufacturers and engineering prediction methods, the luminaire useful life is expected to reach 100,000+ hours with >L70 lumen maintenance @ 25°C (48 LED and 64LED at 530mA is 68,000). Luminaire useful life accounts for LED lumen maintenance and all of these additional factors including: LED color shift, LED life, driver life, PCB substrate, solder joints, on/off cycles, burning hours and corrosion. Lifetime statements do not include the use of controls, including networked controllers.

LED products manufacturing standard

The electronic components sensitive to electrostatic discharge (ESD) such as light emitting diodes (LEDs) are assembled in compliance with IEC61340 5 1 and ANSI/ESD S20.20 standards so as to eliminate ESD events that could decrease the useful life of the product.

Hardware

All non-ferrous fasteners prevent corrosion and ensure longer life.

Wiring

18 AWG wire, 6" (152mm) minimum exceeding from luminaire.

Options

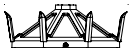

S
Spikes



HS
House side shield

SP2
20kV/20kA integral surge protector (optional)

Finish

Color in accordance with the AAMA 2603 standard. Application of polyester powder coat paint (4 mils/100 microns) with ± 1 mils / 24 microns of tolerance. The Thermosetting resins provides a discoloration resistant finish in accordance with the ASTM D2244 standard, as well as luster retention in keeping with the ASTM D523 standard and humidity proof in accordance with the ASTM D2247 standard. The surface treatment achieves a minimum of 2000 hours for salt spray resistant finish in accordance with testing performed and per ASTM B117 standard.

VX8911 New London

Post top

Specifications (continued)

Quality control

The manufacturer must provide a written confirmation of its ISO 9001 2008 and ISO 14001 2004 International Quality Standards Certification.

Meets the ANSI C136.31 2010, American national Standard for Roadway Luminaire Vibration specifications for Normal Applications.

Certifications and compliance

cETLus Listed for Canada and U.S. to the UL1598 and UL8750 standards, suitable for Wet Locations. The quality systems of the facility where manufactured have been registered by UL to the ISO 9001 series standards. LM80 & LM79 tested.

IP rating

IP66 rated LED light engine.

Warranty

5-year limited warranty. Options available for extended warranties – contact factory. See https://www.genlyte.com/en-us/support/warranties for details and restrictions.

Buy American Act of 1933 (BAA)

This product is manufactured in one of our US factories and, as of the date of this document, this product was considered a commercially available off-the-shelf (COTS) item meeting the requirements of the BAA.

This BAA designation hereunder does not address (i) the applicability of, or availability of a waiver under, the Trade Agreements Act, or (ii) the "Buy America" domestic content requirements imposed on states, localities, and other non-federal entities as a condition of receiving funds administered by the Department of Transportation or other federal agencies. Prior to ordering, please visit https://www.genlyte.com/en-us/resources/programs/domestic-preference to view a current list of BAA-compliant products to confirm this product's current compliance.

Build America, Buy America Act (BABA)

BABA establishes the minimum domestic content requirements that federal agencies must apply. This product is manufactured in the US and has a domestic content of 55% or more. This BABA designation does not address the "Buy America" domestic content requirements, which may be stricter, imposed on states, localities, and other non-federal entities as a condition of receiving funds administered by federal agencies. Please visit https://www.genlyte.com/en-us/resources/programs/domestic-preference.

Prior to ordering, please contact factory to confirm BABA or BABAF compliant configurations (BABAF for projects funded through FHWA must be funded by October 1, 2026), and please submit completed BABA checklist SGn-2452BN-Compliance-Certification-checklist.pdf.

LED Performance

Predicted lumen depreciation data				
Ambient Temperature (°C)	Driver mA	Calculated L_{70} hours	L_{70} per TM-21	Lumen Maintenance % @ 60,000 hours
25°C	up to 700 mA	>100,000	>60,000	90%

Predicted performance derived from LED manufacturer's data and engineering design estimates, based on IESNA LM-80 methodology. Actual experience may vary due to field application conditions.L70 is the predicted time when LED performance depreciates to 70% of initial lumen output. Calculated per IESNA TM21-11. Published L70 hours limited to 6 times actual LED test hours.

© 2026 Signify Holding. All rights reserved. The information provided herein is subject to change, without notice. Signify does not give any representation or warranty as to the accuracy or completeness of the information included herein and shall not be liable for any action in reliance thereon. The information presented in this document is not intended as any commercial offer and does not form part of any quotation or contract, unless otherwise agreed by Signify.

GENLYTE SOLUTIONS
a signify business

Signify North America Corp.
400 Crossing Blvd, Suite 600
Bridgewater, NJ 08807
Telephone: 800-555-0050

Signify Canada Ltd.
281 Hillmount Road,
Markham, ON, Canada L6C 2S3
Telephone: 800-668-9008

All trademarks are owned by Signify Holding or their respective owners.