Decorative Outdoor

TownView

TVPC/TVPR
Post top and arm mount luminaire



Hadco TownView LED post top luminaires were designed to eliminate the compromises of performance, comfort, style options and value when choosing the right lighting solution for residential street and pedestrian area. The horizontal lens option reduces glare to enhance a sense of security with increased visual comfort. TownView offers design flexibility with a variety of style options, lumen packages, a range of control options and more at exceptional value.

Project:
Location:
Cat.No:
Type:
Lamps: Qty:
Notes:

Ordering guide: Luminaire

Example: TVPC-S3-S-32-G1-7-3S-730-A-D4ID-R7-N-SP1-T-N-N-BKS

Series	Mounting	Roof option	LED module	Generation	Drive current	Distribution	Color temp.	Voltage	Integral Control Options (pick only one) (0–10V dimming driver standard)
TVPC TownView with visual comfort panels **TVPR** TownView with vertical ribbed panels	**A** [1,6] Arm Mt **L4** Large Post Top Fitter 4" (tool less entry) **L3** Large Post Top Fitter 3" (tool less entry) **S2** Small Post Fitter 2-3/8" **S3** Small Post Fitter 3" **S4** Small Post Fitter 4"	**S** Square Roof **C** [1] Curved Roof	**16** 16 LEDs	**G1** Gen 1	**5** 530 mA **7** 700 mA **9** 900 mA **1** 1050 mA	**2SH** Type 2 Short House-side shield **2S** Type 2 Short **3S** Type 3 Short **3SH** Type 3 Short House-side shield **3W** Type 3 Wide **3WH** Type 3 Wide House-side shield **5** Type 5	**730** 3000K (70 CRI) **740** 4000K (70 CRI) **722** [2] 2200K, 70 CRI **827** [2] 2700K (80 CRI)	**A** 120–277V **J** [4] 480V **K** [4] 347V	**D4ID** [4] D4i certified DALI driver **S** [3] FAWS Field adjustable wattage selector **N** None
			32 32 LEDs	**G1** Gen 1	**5** 530 mA **7** 700 mA **8** 800 mA **1** 1050 mA				
			48 48 LEDs	**G1** Gen 1	**5** 530 mA **7** 700 mA				

Photo Control Receptacle	Surge Protection	Term Block	Decorative Option	Bird Guard	Finish [8]
R7 7 Pin tooless rotatable standard - no photocell **PH8** [7] 7 Pin tooless rotatable standard - with photocell **PH9** 7 Pin tooless rotatable standard - with shorting cap **PHX** [5] 7 Pin tooless rotatable standard - with long life photocell	**SP1** Fail-On 10kV/5kA Nominal Surge Protector **SP2** Fail-On 20kV/10kA Nominal Surge Protector	**T** Terminal Block **N** None	**L** [6] Ladder Rest **N** None	**N** None	**BKS** Black Smooth **WHS** White Smooth **BZS** Bronze Smooth **GNS** Green Smooth **BK** Black Texture **WH** White Texture **BZ** Bronze Texture **GN** Green Texture

Footnotes see page 2.

Connected lighting

Interact City connector node provides the plug and play wireless communications technology to connect your street light to the Interact City lighting management system.



Ordering Code	Accessory Description
LLC	Interact City cellular technology connector node

Contact the factory for additional support when connected lighting or additional services are desired.

TVPC/TVPR TownView

Post top and arm mount luminaire

Ordering Guide: Arm mount

Must be ordered as a separate line item (if Arm Mount option is chosen for fixture).

Code	Mount	Width	Options	Finish[8]
TV	A	55	S	
TV TownView	**A** Arm Mount	**55** 55.5" wide	**S** Decorative Scroll	**BKS** Black Smooth **WHS** White Smooth **BZS** Bronze Smooth **GNS** Green Smooth **BK** Black Texture **WH** White Texture **BZ** Bronze Texture **GN** Green Texture

Only available with Square roof

Footnotes

1. Only S Square roof available with A Arm mount - can not attach arm to Curved roof.
2. Consult factory for information and lead time.
3. S FAWS position 10 is open for receptacle control, must use one or the other but not BOTH. Position 10 does NOT reduce lumens or wattage.
4. D4i driver D4ID not available with 16 LEDs all drive currents or 32 LEDs at 530mA with K 347VAC or J 480VAC. D4i driver D4ID replaces DA-DJ Dynadimmer, CLO / AST / OTL, or DL DALI driver with same functionality plus next generation extended DALI 2 functionality - contact factory for details.
5. Only available with A 120-277VAC.
6. L Ladder Rest option not available with A Arm mount.
7. Not available with K 347VAC.
8. Cupola supplied with Black BKS or BK finish option is composite material, therefore may be used with Interact City node - must use Astroclock version (photocell version will not work). When finish other than Black BKS or BK is selected, cupola will be metal and painted to match finish. When using Interact City node with other finishes, metal cupola must be removed (will not communicate through metal) - either Astroclock or photocell version may be used. If using a taller node other than Interact City that requires a taller cupola, please contact factory.

Dimensions: Arm mount

TVPx-A-S

Arm: Made of aluminum tubing

Decorative Element: Bent aluminum decorative channel scroll mechanically assembled.

Mounting Plate: Made of aluminum, mechanically fastened to the pole.

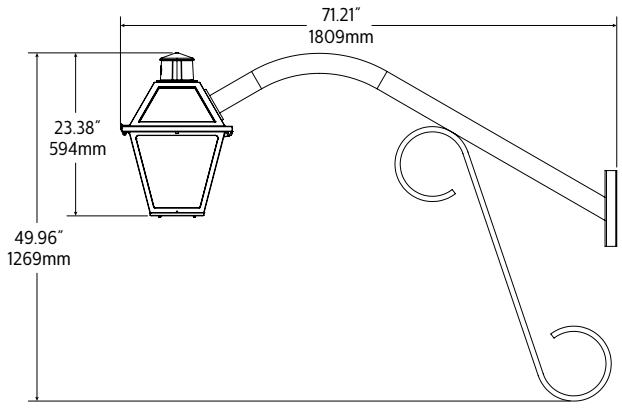

EPA Values

	Weight	EPA
TVPx-A-S	14 lbs	1.98 sq. ft.

TVPC/TVPR TownView

Post top and arm mount luminaire

Dimensions: Luminaire

TVPx_L3_C

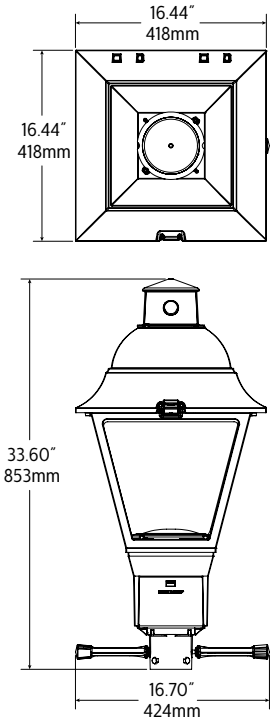

TVPx_L3_S

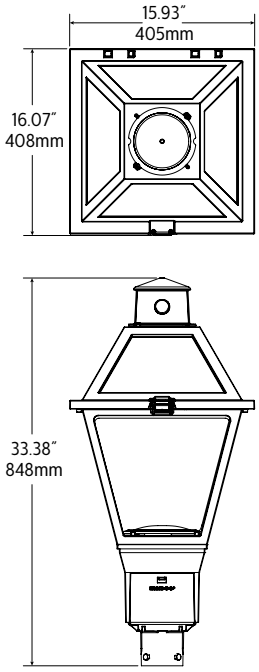

TVPx_S3_C

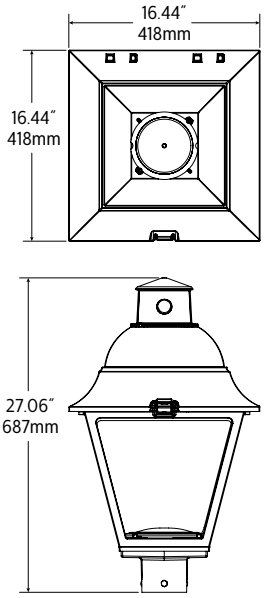

TVPx_S3_S

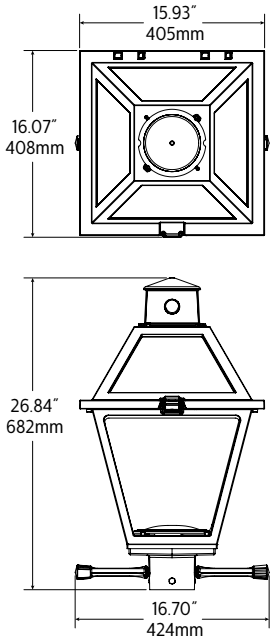

TVPx_S4_C

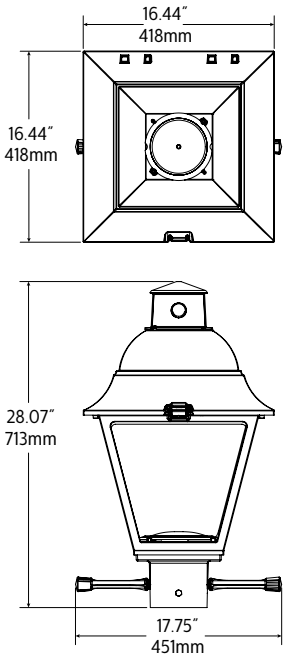

TVPx_S4_S

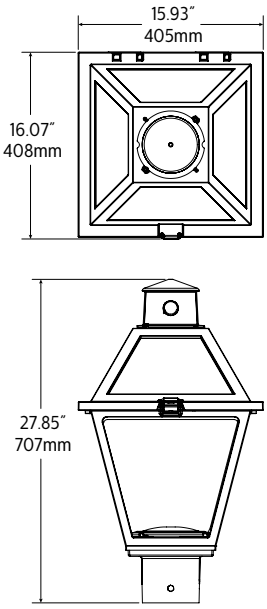

EPA Values

	Weight	EPA
TVPx-L3-C	24.75 lbs	1.75 sq. ft.
TVPx-L3-S		
TVPx-S2/S3-C	23.50 lbs	1.49 sq. ft.
TVPx-S2/S3-S		
TVPx-S4-C	24.38 lbs	1.54 sq. ft.
TVPx-S4-S		
TVPx-A-S	22.13 lbs	1.39 sq. ft.

TVPC/TVPR TownView

Post top and arm mount luminaire

Predicted Lumen Depreciation Data

Predicted performance derived from LED manufacturer's data and engineering design estimates, based on IESNA LM-80 methodology. Actual experience may vary due to field application conditions.L_{70} is the predicted time when LED performance depreciates to 70% of initial lumen output. Calculated per IESNA TM21-11. Published L_{70} hours limited to 6 times actual LED test hours.

Ambient Temperature °C	Driver mA	Calculated L_{70} Hours	L_{70} per TM-21	Lumen Maintenance % at 60,000 hrs
25°C	up to 1050 mA	>100,000 hours	>54,000 hours	>96%

Field Adjustable Wattage (FAWS) Multiplier Chart

FAWS Position	Typical Delivered Lumens Multiplier	Typical System wattage
1	0.31	0.28
2	0.53	0.50
3	0.62	0.58
4	0.70	0.67
5	0.78	0.75
6	0.83	0.81
7	0.89	0.87
8	0.92	0.91
9	0.96	0.95
10	1.00	1.00

Note: Typical value accuracy +/- 5%

LED Lumen values – TVPC (Visual Comfort Panels) (multiply 4000K values by 0.792 for 80CRI 2700K or by 0.827 for 70CRI 2200K)

Ordering Code	LED qty.	System Current (mA).	Color Temp.	Avg. System Wattage (W)	Type 2S			Type 3S			Type 3W			Type 5		
					Lumen Output	Efficacy (LPW)	BUG Rating	Lumen Output	Efficacy (LPW)	BUG Rating	Lumen Output	Efficacy (LPW)	BUG Rating	Lumen Output	Efficacy (LPW)	BUG Rating
TVPC-16-G1-5-x-730	16	530	3000	29	3,268	113	B1-U3-G2	3,476	120	B1-U3-G3	3,465	120	B1-U3-G3	3,653	126	B2-U3-G2
TVPC-16-G1-7-x-730	16	700	3000	38	4,133	109	B1-U3-G2	4,397	116	B1-U3-G3	4,383	115	B1-U3-G3	4,621	122	B2-U3-G3
TVPC-16-G1-9-x-730	16	900	3000	49	5,072	104	B1-U3-G3	5,395	110	B1-U3-G3	5,378	110	B1-U3-G3	5,670	116	B2-U3-G3
TVPC-16-G1-1-x-730	16	1050	3000	57	5,717	100	B1-U3-G3	6,081	107	B1-U3-G3	6,062	106	B2-U3-G3	6,391	112	B3-U3-G3
TVPC-32-G1-5-x-730	32	530	3000	53	6,363	120	B2-U3-G3	6,660	126	B2-U3-G3	6,720	127	B2-U3-G4	7,004	132	B3-U3-G3
TVPC-32-G1-7-x-730	32	700	3000	70	8,034	115	B2-U3-G3	8,409	120	B2-U4-G4	8,485	121	B2-U4-G4	8,843	126	B3-U4-G3
TVPC-32-G1-8-x-730	32	800	3000	80	8,941	112	B2-U4-G3	9,359	117	B2-U4-G4	9,444	118	B2-U4-G4	9,842	123	B3-U4-G4
TVPC-32-G1-1-x-730	32	1050	3000	108	11,229	104	B2-U4-G4	11,754	109	B2-U4-G5	11,860	110	B3-U4-G5	12,360	114	B3-U4-G4
TVPC-48-G1-5-x-730	48	530	3000	82	9,701	118	B2-U4-G4	10,154	124	B2-U4-G4	10,246	125	B2-U4-G5	10,678	130	B3-U4-G4
TVPC-48-G1-7-x-730	48	700	3000	106	12,178	115	B3-U4-G4	12,748	120	B3-U4-G5	12,862	121	B3-U4-G5	13,405	127	B3-U4-G5
TVPC-16-G1-5-x-740	16	530	4000	29	3,593	124	B1-U3-G2	3,822	132	B1-U3-G3	3,810	131	B1-U3-G3	4,016	139	B2-U3-G2
TVPC-16-G1-7-x-740	16	700	4000	38	4,544	120	B1-U3-G3	4,834	127	B1-U3-G3	4,818	127	B1-U3-G3	5,080	134	B2-U3-G3
TVPC-16-G1-9-x-740	16	900	4000	49	5,576	114	B1-U3-G3	5,932	121	B1-U3-G3	5,913	121	B2-U3-G3	6,234	127	B3-U3-G3
TVPC-16-G1-1-x-740	16	1050	4000	57	6,285	110	B2-U3-G3	6,686	117	B2-U3-G3	6,664	117	B2-U3-G4	7,026	123	B3-U3-G3
TVPC-32-G1-5-x-740	32	530	4000	53	6,995	132	B2-U3-G3	7,322	138	B2-U3-G4	7,388	139	B2-U3-G4	7,700	145	B3-U3-G3
TVPC-32-G1-7-x-740	32	700	4000	70	8,832	126	B2-U4-G3	9,245	132	B2-U4-G4	9,328	133	B2-U4-G4	9,722	139	B3-U4-G4
TVPC-32-G1-8-x-740	32	800	4000	80	9,830	123	B2-U4-G4	10,290	129	B2-U4-G4	10,382	130	B2-U4-G5	10,820	135	B3-U4-G4
TVPC-32-G1-1-x-740	32	1050	4000	108	12,346	114	B3-U4-G4	12,923	120	B3-U4-G5	13,039	121	B3-U4-G5	13,589	126	B3-U4-G5
TVPC-48-G1-5-x-740	48	530	4000	82	10,665	130	B2-U4-G4	11,164	136	B2-U4-G5	11,264	137	B2-U4-G5	11,739	143	B3-U4-G4
TVPC-48-G1-7-x-740	48	700	4000	106	13,389	126	B3-U4-G4	14,015	132	B3-U4-G5	14,141	133	B3-U4-G5	14,737	139	B4-U4-G5

Actual performance may vary due to installation variables including optics, mounting/ceiling height, dirt depreciation, light loss factor, etc.; highly recommended to confirm performance with a layout. Please contact your local sales representative for assistance. Consult DLC QPL to confirm your specific fixture selection is DLC approved.

Note: Some data may be scaled based on tests of similar but not identical luminaries.

TVPC/TVPR TownView

Post top and arm mount luminaire

LED Lumen values – TVPC (Visual Comfort Panels and House-side shield) (multiply 4000K values by 0.792 for 80CRI 2700K or by 0.827 for 70CRI 2200K)

Ordering Code	LED qty.	System Current (mA).	Color Temp.	Avg. System Wattage (W)	Type 2SH			Type 3SH			Type 3WSH		
					Lumen Output	Efficacy (LPW)	BUG Rating	Lumen Output	Efficacy (LPW)	BUG Rating	Lumen Output	Efficacy (LPW)	BUG Rating
TVPC-16-G1-5-x-730	16	530	3000	29	2,611	90	B1-U3-G2	2,895	100	B1-U3-G2	2,687	93	B1-U3-G2
TVPC-16-G1-7-x-730	16	700	3000	38	3,302	87	B1-U3-G2	3,662	96	B1-U3-G3	3,398	89	B1-U3-G3
TVPC-16-G1-9-x-730	16	900	3000	49	4,052	83	B1-U3-G2	4,494	92	B1-U3-G3	4,170	85	B1-U3-G3
TVPC-16-G1-1-x-730	16	1050	3000	57	4,567	80	B1-U3-G3	5,065	89	B1-U3-G3	4,700	83	B1-U3-G3
TVPC-32-G1-5-x-730	32	530	3000	53	5,010	95	B1-U3-G3	5,439	103	B1-U3-G3	5,350	101	B1-U3-G3
TVPC-32-G1-7-x-730	32	700	3000	70	6,325	90	B1-U3-G3	6,867	98	B1-U3-G4	6,754	97	B1-U3-G4
TVPC-32-G1-8-x-730	32	800	3000	80	7,040	88	B1-U3-G3	7,643	96	B1-U3-G4	7,518	94	B2-U3-G4
TVPC-32-G1-1-x-730	32	1050	3000	108	8,842	82	B2-U4-G3	9,598	89	B2-U4-G4	9,441	87	B2-U4-G5
TVPC-48-G1-5-x-730	48	530	3000	82	7,638	93	B2-U3-G3	8,292	101	B2-U4-G4	8,156	100	B2-U4-G4
TVPC-48-G1-7-x-730	48	700	3000	106	9,589	91	B2-U4-G4	10,410	98	B2-U4-G5	10,239	97	B2-U4-G5
TVPC-16-G1-5-x-740	16	530	4000	29	2,870	99	B1-U3-G2	3,183	110	B1-U3-G3	2,954	102	B1-U3-G3
TVPC-16-G1-7-x-740	16	700	4000	38	3,630	96	B1-U3-G2	4,026	106	B1-U3-G3	3,736	98	B1-U3-G3
TVPC-16-G1-9-x-740	16	900	4000	49	4,455	91	B1-U3-G3	4,940	101	B1-U3-G3	4,585	94	B1-U3-G3
TVPC-16-G1-1-x-740	16	1050	4000	57	5,021	88	B1-U3-G3	5,568	98	B1-U3-G3	5,168	91	B1-U3-G3
TVPC-32-G1-5-x-740	32	530	4000	53	5,508	104	B1-U3-G3	5,979	113	B1-U3-G3	5,881	111	B1-U3-G3
TVPC-32-G1-7-x-740	32	700	4000	70	6,954	99	B1-U3-G3	7,549	108	B1-U3-G4	7,426	106	B1-U3-G4
TVPC-32-G1-8-x-740	32	800	4000	80	7,740	97	B2-U3-G3	8,402	105	B2-U4-G4	8,265	103	B2-U4-G4
TVPC-32-G1-1-x-740	32	1050	4000	108	9,721	90	B2-U4-G4	10,553	98	B2-U4-G5	10,380	96	B2-U4-G5
TVPC-48-G1-5-x-740	48	530	4000	82	8,397	102	B2-U3-G3	9,116	111	B2-U4-G4	8,967	109	B2-U4-G4
TVPC-48-G1-7-x-740	48	700	4000	106	10,542	100	B2-U4-G4	11,444	108	B2-U4-G5	11,257	106	B2-U4-G5

LED Lumen values – TVPR (Vertical Ribbed Panels) (multiply 4000K values by 0.792 for 80CRI 2700K or by 0.827 for 70CRI 2200K)

Ordering Code	LED qty.	System Current (mA).	Color Temp.	Avg. System Wattage (W)	Type 2S			Type 3S			Type 3W			Type 5		
					Lumen Output	Efficacy (LPW)	BUG Rating	Lumen Output	Efficacy (LPW)	BUG Rating	Lumen Output	Efficacy (LPW)	BUG Rating	Lumen Output	Efficacy (LPW)	BUG Rating
TVPR-16-G1-5-x-730	16	530	3000	29	3,429	118	B1-U2-G1	3,666	126	B1-U3-G1	3,641	126	B1-U3-G2	3,860	133	B3-U3-G1
TVPR-16-G1-7-x-730	16	700	3000	38	4,338	114	B1-U3-G1	4,638	122	B1-U3-G1	4,606	121	B1-U3-G2	4,884	129	B3-U3-G1
TVPR-16-G1-9-x-730	16	900	3000	49	5,323	109	B1-U3-G1	5,691	116	B1-U3-G2	5,652	115	B1-U3-G2	5,993	122	B3-U3-G1
TVPR-16-G1-1-x-730	16	1050	3000	57	5,999	105	B1-U3-G1	6,413	113	B1-U3-G2	6,370	112	B2-U3-G2	6,753	119	B3-U3-G2
TVPR-32-G1-5-x-730	32	530	3000	53	6,707	127	B1-U3-G1	6,983	132	B1-U3-G2	6,994	132	B2-U3-G2	7,335	138	B3-U3-G2
TVPR-32-G1-7-x-730	32	700	3000	70	8,469	121	B2-U3-G2	8,818	126	B2-U3-G2	8,832	126	B2-U3-G3	9,262	132	B3-U3-G2
TVPR-32-G1-8-x-730	32	800	3000	80	9,426	118	B2-U3-G2	9,815	123	B2-U3-G2	9,831	123	B2-U3-G3	10,309	129	B4-U3-G2
TVPR-32-G1-1-x-730	32	1050	3000	108	11,838	110	B2-U3-G2	12,325	114	B2-U3-G2	12,345	114	B3-U3-G3	12,946	120	B4-U3-G2
TVPR-48-G1-5-x-730	48	530	3000	82	10,227	193	B2-U3-G2	10,648	201	B2-U3-G2	10,665	201	B2-U3-G3	11,184	211	B4-U3-G2
TVPR-48-G1-7-x-730	48	700	3000	106	12,839	183	B2-U3-G2	13,368	191	B2-U3-G3	13,389	191	B3-U3-G3	14,041	201	B4-U3-G3
TVPR-16-G1-5-x-740	16	530	4000	29	3,770	130	B1-U2-G1	4,030	139	B1-U3-G1	4,003	138	B1-U3-G2	4,244	146	B3-U3-G1
TVPR-16-G1-7-x-740	16	700	4000	38	4,769	126	B1-U3-G1	5,099	134	B1-U3-G1	5,064	133	B1-U3-G2	5,369	141	B3-U3-G1
TVPR-16-G1-9-x-740	16	900	4000	49	5,852	119	B1-U3-G1	6,256	128	B1-U3-G2	6,214	127	B2-U3-G2	6,588	135	B3-U3-G2
TVPR-16-G1-1-x-740	16	1050	4000	57	6,595	116	B1-U3-G1	7,051	124	B1-U3-G2	7,003	123	B2-U3-G2	7,425	130	B3-U3-G2
TVPR-32-G1-5-x-740	32	530	4000	53	7,374	139	B1-U3-G1	7,678	145	B2-U3-G2	7,690	145	B2-U3-G2	8,065	152	B3-U3-G2
TVPR-32-G1-7-x-740	32	700	4000	70	9,311	133	B2-U3-G2	9,695	139	B2-U3-G2	9,710	139	B2-U3-G3	10,183	146	B4-U3-G2
TVPR-32-G1-8-x-740	32	800	4000	80	10,364	130	B2-U3-G2	10,791	135	B2-U3-G2	10,808	135	B2-U3-G3	11,335	142	B4-U3-G2
TVPR-32-G1-1-x-740	32	1050	4000	108	13,015	121	B2-U3-G2	13,551	126	B2-U3-G3	13,573	126	B3-U3-G3	14,234	132	B4-U3-G3
TVPR-48-G1-5-x-740	48	530	4000	82	11,244	212	B2-U3-G2	11,707	221	B2-U3-G2	11,726	221	B2-U3-G3	12,297	232	B4-U3-G2
TVPR-48-G1-7-x-740	48	700	4000	106	14,116	202	B2-U3-G2	14,698	210	B2-U3-G3	14,721	210	B3-U3-G3	15,438	221	B4-U3-G3

Actual performance may vary due to installation variables including optics, mounting/ceiling height, dirt depreciation, light loss factor, etc.; highly recommended to confirm performance with a layout. Please contact your local sales representative for assistance. Consult DLC QPL to confirm your specific fixture selection is DLC approved.

Note: Some data may be scaled based on tests of similar but not identical luminaries.

TVPC/TVPR TownView

Post top and arm mount luminaire

LED Lumen values – TVPR (Vertical Ribbed Panels and House-side shield) (multiply 4000K values by 0.792 for 80CRI 2700K or by 0.827 for 70CRI 2200K)

Ordering Code	LED qty.	System Current (mA).	Color Temp.	Avg. System Wattage (W)	Type 2SH			Type 3SH			Type 3WSH		
					Lumen Output	Efficacy (LPW)	BUG Rating	Lumen Output	Efficacy (LPW)	BUG Rating	Lumen Output	Efficacy (LPW)	BUG Rating
TVPR-16-G1-5-x-730	16	530	3000	29	2,756	95	B0-U2-G1	3,064	106	B1-U2-G1	2,824	97	B1-U3-G1
TVPR-16-G1-7-x-730	16	700	3000	38	3,486	92	B1-U2-G1	3,876	102	B1-U3-G1	3,573	94	B1-U3-G1
TVPR-16-G1-9-x-730	16	900	3000	49	4,278	87	B1-U3-G1	4,756	97	B1-U3-G1	4,384	90	B1-U3-G2
TVPR-16-G1-1-x-730	16	1050	3000	57	4,821	85	B1-U3-G1	5,360	94	B1-U3-G2	4,941	87	B1-U3-G2
TVPR-32-G1-5-x-730	32	530	3000	53	5,317	100	B1-U3-G1	5,747	108	B1-U3-G2	5,580	105	B1-U3-G2
TVPR-32-G1-7-x-730	32	700	3000	70	6,714	96	B1-U3-G1	7,257	104	B1-U3-G2	7,046	101	B1-U3-G2
TVPR-32-G1-8-x-730	32	800	3000	80	7,473	93	B1-U3-G2	8,077	101	B1-U3-G2	7,843	98	B1-U3-G2
TVPR-32-G1-1-x-730	32	1050	3000	108	9,385	87	B1-U3-G2	10,143	94	B1-U3-G2	9,849	91	B1-U3-G3
TVPR-48-G1-5-x-730	48	530	3000	82	8,108	153	B1-U3-G2	8,763	165	B1-U3-G2	8,509	161	B1-U3-G2
TVPR-48-G1-7-x-730	48	700	3000	106	10,179	145	B1-U3-G2	11,001	157	B1-U3-G2	10,682	153	B1-U3-G3
TVPR-16-G1-5-x-740	16	530	4000	29	3,030	105	B1-U2-G1	3,368	116	B1-U3-G1	3,105	107	B1-U3-G1
TVPR-16-G1-7-x-740	16	700	4000	38	3,833	101	B1-U2-G1	4,261	112	B1-U3-G1	3,928	103	B1-U3-G2
TVPR-16-G1-9-x-740	16	900	4000	49	4,703	96	B1-U3-G1	5,229	107	B1-U3-G2	4,820	98	B1-U3-G2
TVPR-16-G1-1-x-740	16	1050	4000	57	5,300	93	B1-U3-G1	5,892	103	B1-U3-G2	5,432	95	B1-U3-G2
TVPR-32-G1-5-x-740	32	530	4000	53	5,846	110	B1-U3-G1	6,319	119	B1-U3-G2	6,135	116	B1-U3-G2
TVPR-32-G1-7-x-740	32	700	4000	70	7,382	106	B1-U3-G2	7,978	114	B1-U3-G2	7,747	111	B1-U3-G2
TVPR-32-G1-8-x-740	32	800	4000	80	8,217	103	B1-U3-G2	8,881	111	B1-U3-G2	8,623	108	B1-U3-G2
TVPR-32-G1-1-x-740	32	1050	4000	108	10,319	96	B1-U3-G2	11,152	103	B1-U3-G2	10,829	100	B2-U3-G3
TVPR-48-G1-5-x-740	48	530	4000	82	8,915	168	B1-U3-G2	9,635	182	B1-U3-G2	9,355	177	B1-U3-G2
TVPR-48-G1-7-x-740	48	700	4000	106	11,192	160	B1-U3-G2	12,096	173	B1-U3-G2	11,745	168	B2-U3-G3

Actual performance may vary due to installation variables including optics, mounting/ceiling height, dirt depreciation, light loss factor, etc.; highly recommended to confirm performance with a layout. Please contact your local sales representative for assistance. Consult DLC QPL to confirm your specific fixture selection is DLC approved.

Note: Some data may be scaled based on tests of similar but not identical luminaries.

Specifications

Housing

Roof and Cage: Two Style options
C: Curved Roof and **S:** Square Roof. Tool-less latch made of stainless steel allows for quick access inside of the hinged roof to locate the driver, surge protector and optional FAWS. Roof and Cage made of 360 die-cast aluminum alloy, low copper for high resistance to corrosion. Decorative Cupola on top of roof covers the 7 pin NEMA socket. Cupola rotatable 360 degrees, easily field removable by loosening two (2) hex head slotted screws that accept 1/4" flat blade screwdriver. Cupola supplied with Black BKS or BK finish option is composite material, therefore may be used with Interact City node - must use Astroclock version (photocell version will not work). When finish other than Black BKS or BK is selected, cupola will be metal and painted to match finish. When using Interact City node with other finishes, metal cupola must be removed (will not communicate through metal) - either Astroclock or photocell version may be used. If using a taller node other than Interact City that requires a taller cupola, please contact factory

Panels: Two panel options made of U.V. Stabilized Acrylic.

C: Visual Comfort panels help to eliminate glare and pixelization and give a soft glow at night

R: Vertical Ribbed panels, for a clear look during the day and performance at night

All panels have tool-less removal for ease of cleaning or replacement. (exception for arm mount).

Fitter: Two fitter options. **L:** Large Utility Fitter with hinged door and toolless latch operable with protective gloves per ANSI C136.37 to access the terminal block and wiring. Available in 3" or 4", both made of 360 die cast aluminum alloy, low cooper for high resistance to corrosion. Large 4" fitter uses a secondary adapter to achieve 4" opening.

Or **S:** Small Fitter. Small fitter available in 2-3/8", 3" or 4". Small 2-3/8" and 3" both made of 360 die cast aluminum alloy, low copper for high resistance to corrosion. Small 4" made of 356 HM High-Strength cast aluminum, low copper for high resistance
to corrosion.

All fitter options use four (4) black cadmium corrosion resistant stainless steel hex head bolts at 90 degrees.

Light Engine

Composed of 4 main components: **LED Module / Optical System / Heat Sink / Driver.**

Electrical components are RoHS compliant, IP66 sealed light engine. LEDs tested by ISO 17025-2005 accredited lab in accordance with IESNA LM-80 guidelines, extrapolations in accordance with IESNA TM-21. Metal core board ensures greater heat transfer and longer lifespan.

LED Module

Composed of high-performance white LEDs. Color temperature as per ANSI/NEMA bin 2700 Kelvin nominal (2725 ±145K) CRI 80 min, 3000 Kelvin nominal (3045K +/- 175K) or 4000 Kelvin nominal (3985K +/- 275K), CRI 70 Min. 75 Typical. Other CCT/CRI also available, consult factory.

Heat Sink

Made of die cast aluminum optimizing the LEDs efficiency and life. Heat sinks optimized for maximum natural convection heat transfer, does not use any cooling device with moving parts (only passive cooling device). Entire luminaire is rated for operation in ambient temperature of -40°C / -40°F up to +40°C / +104°F.

Optical System

Composed of high performance UV stabilized optical grade polymer refractor lenses to achieve desired distribution optimized to get maximum spacing, target lumens and a superior lighting uniformity. System is rated IP66. Performance shall be tested per LM-63, LM-79 and TM-15 (IESNA) certifying its photometric performance. Type **2S, 3S, 3W** and **Type 5** Street side indicated. House side shield optional (can be field installed) **2SH:** Type 2 with House Side Shield, **3SH:** Type 3 short with house side shield, **3WH:** Type 3 Wide with House side shield.

Specifications (continued)

Driver

Driver comes standard with 0-10V dimming capability. High power factor of 95%. Electronic driver, operating range 50/60 Hz. Auto adjusting universal voltage input from 120 to 277, 347 and 480 VAC rated for both application line to line or line to neutral, Class I, THD of 20% max. Maximum ambient operating temperature from -40°F (-40°C) to +130°F (+55°C). Certified in compliance to UL1310 or UL8750 cULus requirement (dry and damp location). The current supplying the LEDs will be reduced by the driver if the driver experiences internal overheating as a protection to the LEDs and the electrical components. Output is protected from short circuits, voltage overload and current overload. Automatic recovery after correction. Standard built in driver surge protection of 2.5kV or 6kV (min). Due to the inrush current that occurs with electronic drivers, recommend using a time-delay or slow blow fuse to avoid unwanted fuse blowing (false tripping) that can occur with normal or fast acting fuses. Driver enables setting LED drive current to meet your specific total wattageconsumption, lumen output and/or efficacy needs – custom, contact factory.

Integrated Features

R7*: Tool less rotatable receptacle with 7 pins enabling dimming and additional functionality (to be determined), can be used with a twist lock Interact City node or photoelectric cell or a shorting cap.

SP1: Fail-on surge protection device designed for high-exposure outdoor environments. Provides a nominal luminaire surge immunity level of 10 kV / 5 kA in accordance with ANSI C136.2 Enhanced Level requirements and is designed for surge environments consistent with IEEE C62.41.2 Location Category C. The SPD provides a maximum discharge current (Imax) of 10 kA (8/20 µs), corresponding to 10 kV / 10 kA combination wave exposure conditions, and meets U.S. Department of Energy MSSLC Model Specification requirements.

SP2: Optional 20kV / 10kA surge protection device that provides extra protection beyond the SP1 10kV/10kA level.

NEMA Labels: Installed NEMA label, ANSI C136.15-2015 compliant. Consult factory for other labeling needs.

Please note that these integrated features always come with the luminaire.

* Use of photoelectric cell or shorting cap is required to ensure proper illumination.

Integral Control Options

D4ID*: D4i certified DALI driver. Replaces DA-DJ Dynadimmer, DL DALI driver, CLO / AST / OTL with same functionality plus next generation extended DALI-2 functionality with power and data, especially for intra-luminaire DALI systems (driver-nodes-sensors). Backwards compatible with older DALI standards – contact factory for details.

* This driver option ships with DALI bus power turned on and luminaire information loaded in Memory bank 1 as per ANSI C137.4 (2021). Consult factory for any other driver programming requirement.

S: FAWS Field Adjustable Wattage Selector, pre-set to the highest position, can be easily switched in the field to the required position. This reduces total luminaire wattage consumption and reduces the light level – see the FAWS multiplier chart for more details.

Note: It is not recommended to use FAWS with other dimming or controls; if you do, set the switch to position 10 (maximum output) to enable the other dimming or controls. Switching FAWS to any position other than 10 will disable the other dimming or controls.

Connected Lighting

Interact City connector node provides the plug and play wireless communications technology to connect your street light to the Interact City lighting management system. With Interact you can remotely manage, monitor and control all city lighting, from roads and streets, to parks and plazas, and bridges from one single system. Connected lighting enables capabilities including, accurate on/ off switching, dimming control, fault reporting and integration with other systems to enable condition based lighting. Interact provides you with a robust and scalable infrastructure to further reduce energy consumption, improve operations, and turn lighting into a connected network for your smart city journey. For more details visit: interact-lighting.com/en-us/what-is-possible/interact-city

Luminaire Options

PH8: 7 Pin Tooless rotatable standard – with photocell. Photocell has dimensional limits: 3" dia x 2" tall (for non black finishes only)

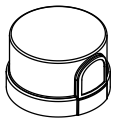

PH9: 7 Pin Tooless rotatable standard – with shorting cap

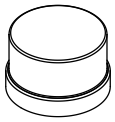

PHX: 7 Pin Tooless rotatable standard – with long life photocell. Photocell has dimensional limits: 3" dia x 2" tall (for non black finishes only)

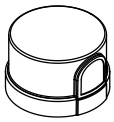

L: Decorative Ladder Rest. Ships in the box, install on site



2SH, 3SH, 3WH: House side shield option

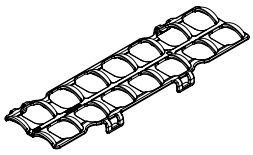

TVPC/TVPR TownView

Post top and arm mount luminaire

Specifications (continued)

Luminaire Useful Life

Refer to IES files for energy consumption and delivered lumens for each option. Based on ISTMT in situ thermal testing in accordance with UL1598 and UL8750, exclusive Signify System Reliability Tool, Advance driver data and LED manufacturer LM-80/TM-21 data, expected to reach 100,000 + hours (72W32LED and 108W48LED at 700mA) or 94,500 hours (108W32LED and 160W48LED at 1050mA) with >L70 lumen maintenance @ 25°C. Luminaire Useful Life accounts for LED lumen maintenance AND all of these additional factors including: LED color shift, LED life, driver life, PCB substrate, solder joints, on/off cycles, burning hours and corrosion. Lifetime statements do not include the use of controls, including networked controllers.

Wiring

18AWG wire, 6" (15mm) minimum extending from luminaire. Longer and / or different AWG wiring available as a custom - contact factory.

Optional Terminal block

Wiring terminal block accepts three (3) 2-14 AWG solid or stranded wires exceeding ANSI C136.32, located inside the pod, includes markings indicating line, neutral and ground. Due to the inrush current that occurs with electronic drivers, recommend using a 10Amp time-delay fuse to avoid unwanted fuse blowing (false tripping) that can occur with normal or fast acting fuses. Fuses and holders by others or consult factory

Hardware and Seals

All non-ferrous fasteners prevent corrosion and ensure longer life. All seals and sealing devices are made and/or lined with EPDM silicone rubber.

Finish

Color in accordance with the AAMA 2603 standard. Application of polyester powder coat paint (4 mils/100 microns) with +1 mils / 24 microns of tolerance. The Thermosetting resins provides a discoloration resistant finish in accordance with the ASTM D2244 standard, as well as luster retention in keeping with the ASTM D523 standard and humidity proof in accordance with the ASTM D2247 standard. The standard finishes achieve a minimum scribe rating of 9 per ASTM D1654 after a minimum of 5000 hours salt spray in accordance with testing performed per ASTM B117 standard.

Other finish colors, RAL colors, marine finishes or coastal finishes available as a custom - contact factory.

LED products manufacturing standard

The electronic components sensitive to electrostatic discharge (ESD) such as light emitting diodes (LEDs) are assembled in compliance with IEC61340-5-1 and ANSI/ESD S20.20 standards to eliminate ESD events that could decrease the useful life of the product.

Vibration Resistance

L3 and L4 Large Utility fitters meet the ANSI C136.31-2023 specifications for Normal applications, tested by a certified lab over 100,000 cycles in all three axes.

Certifications and Compliance

cETLus Listed for Canada and U.S. to the UL 1598 and UL8750 standards, suitable for Wet Locations. The quality systems of the facility where manufactured have been registered by UL to the ISO 9001 series standards. LM80 & LM79 tested. Configurations are DesignLights Consortium qualified, consult DLC QPL Qualified Products List for more details. Luminaire complies with or exceeds the following ANSI C136 standards: .2, .3, .4, .10, .15, .16, .22, .25, .31, .37, .41.

IP Ratings

IP66 rated LED light engine.

Service Tag

Each individual luminaire is uniquely identifiable, thanks to the Service tag application. With a simple scan of a QR code, placed on the inside of the mast door, you gain instant access to the luminaire configuration, making installation and maintenance operations faster and easier, no matter what stage of the luminaire's lifetime. Just download the APP and register your product right away.

For more details visit: https://www.genlyte.com/en-us/solutions/technologies-and-innovation/service-tag.

Brackets and Poles

Visit the website for pole and post top bracket options.

Warranty

5-year limited warranty. Options available for extended warranties – contact factory. See https://www.genlyte.com/en-us/support/warranties for details and restrictions.

Buy American Act of 1933 (BAA)

This product is manufactured in one of our US factories and, as of the date of this document, this product was considered a commercially available off-the-shelf (COTS) item meeting the requirements of the BAA.

This BAA designation hereunder does not address (i) the applicability of, or availability of a waiver under, the Trade Agreements Act, or (ii) the "Buy America" domestic content requirements imposed on states, localities, and other non-federal entities as a condition of receiving funds administered by the Department of Transportation or other federal agencies. Prior to ordering, please visit https://www.genlyte.com/en-us/resources/programs/domestic-preference to view a current list of BAA-compliant products to confirm this product's current compliance.

Build America, Buy America Act (BABA)

BABA establishes the minimum domestic content requirements that federal agencies must apply. This product is manufactured in the US and has a domestic content of 55% or more. This BABA designation does not address the "Buy America" domestic content requirements, which may be stricter, imposed on states, localities, and other non-federal entities as a condition of receiving funds administered by federal agencies. Please visit https://www.genlyte.com/en-us/resources/programs/domestic-preference.

Prior to ordering, please contact factory to confirm BABA or BABAF compliant configurations (BABAF for projects funded through FHWA must be funded by October 1, 2026), and please submit completed BABA checklist SGn-2452BN-Compliance-Certification-checklist.pdf.

© 2026 Signify Holding. All rights reserved. The information provided herein is subject to change, without notice. Signify does not give any representation or warranty as to the accuracy or completeness of the information included herein and shall not be liable for any action in reliance thereon. The information presented in this document is not intended as any commercial offer and does not form part of any quotation or contract, unless otherwise agreed by Signify.

GENLYTE SOLUTIONS
a signify business

Signify North America Corp.
400 Crossing Blvd, Suite 600
Bridgewater, NJ 08807
Telephone: 800-555-0050

Signify Canada Ltd.
281 Hillmount Road,
Markham, ON, Canada L6C 2S3
Telephone: 800-668-9008

All trademarks are owned by Signify Holding or their respective owners.