HADCO

Decorative Outdoor

TownView

TVLC/TVLN
Post top and arm mount luminaire



Hadco TownView LED post top luminaires were designed to eliminate the compromises of performance, comfort, style options and value when choosing the right lighting solution for residential street and pedestrian area. The horizontal lens option reduces glare to enhance a sense of security with increased visual comfort. TownView offers design flexibility with a variety of style options, lumen packages, a range of control options and more at exceptional value.

Project:

Location:

Cat.No:

Type:

Lamps: Qty:

Notes:

Ordering guide: Luminaire

Example: TVLN-S3-S-16-G1-5-2S-740-A-ZD4I-R7-N-SP1-T-N-B-BK

Series	Mounting	Roof option	LED module	Generation	Drive current	Distribution	Color temp.	Voltage	Integral Control Options (pick only one) (0-10V dimming driver standard)
TVLN TownView with no lens **TVLC** TownView with comfort lens	**A** [1,6] Arm Mt **L4** Large Post Top Fitter 4" (tool less entry) **L3** Large Post Top Fitter 3" (tool less entry) **S2** Small Post Fitter 2-3/8" **S3** Small Post Fitter 3" **S4** Small Post Fitter 4"	**S** Square Roof **C** [1] Curved Roof	**16** 16 LEDs	**G1** Gen 1	**5** 530 mA **7** 700 mA **9** 900 mA **1** 1050 mA	**2SH** Type 2 Short House-side shield **2S** Type 2 Short **3S** Type 3 Short **3SH** Type 3 Short House-side shield **3W** Type 3 Wide **3WH** Type 3 Wide House-side shield **5** Type 5	**730** [9] 3000K, 70 CRI **740** 4000K, 70 CRI **722** [2,9] 2200K, 70 CRI **827** [2,9] 2700K, 80 CRI	**A** 120-277V **J** [4] 480V **K** [4] 347V	**D4ID** [4] D4i certified DALI driver **ZD4I** [4,10] Zhaga-D4i certified luminaire (includes D4i certified DALI driver and SR 4-pin Zhaga Book 18 socket) **S** [3] FAWS Field adjustable wattage selector **N** None
			32 32 LEDs	**G1** Gen 1	**5** 530 mA **7** 700 mA **8** 800 mA **1** 1050 mA				
			48 48 LEDs	**G1** Gen 1	**5** 530 mA **7** 700 mA				

Photo Control Receptacle	Surge Protection	Term Block	Decorative Option	Bird Guard	Finish [8]
R7 7 Pin tooless rotatable standard - no photocell **PH8** [7] 7 Pin tooless rotatable standard - with photocell **PH9** 7 Pin tooless rotatable standard - with shorting cap **PHX** [5] 7 Pin tooless rotatable standard - with long life photocell	**SP1** Fail-On 10kV/5kA Nominal Surge Protector **SP2** Fail-On 20kV/10kA Nominal Surge Protector	**T** Terminal Block **N** None	**L** [6] Ladder Rest **N** None	**B** Bird guard **N** None	**BKS** Black Smooth **WHS** White Smooth **BZS** Bronze Smooth **GNS** Green Smooth **BK** Black Texture **WH** White Texture **BZ** Bronze Texture **GN** Green Texture

Footnotes see page 2.

Connected lighting

Interact City connector node provides the plug and play wireless communications technology to connect your street light to the Interact City lighting management system.



Ordering Code	Accessory Description
LLC	Interact City cellular technology connector node

Contact the factory for additional support when connected lighting or additional services are desired.

BABA BAA · DARKSKY APPROVED Reduces light pollution Certified by DarkSky.org · ZD4i · DLC LISTED · DLC LISTED PREMIUM · ETL Intertek · interact ready.

TVLC/TVLN TownView

Post top and arm mount luminaire

Ordering Guide: Arm mount

Must be ordered as a separate line item (if Arm Mount option is chosen for fixture).

Code	Mount	Width	Options	Finish[8]
TV	A	55	S	
TV TownView	**A** Arm Mount	**55** 55.5" wide	**S** Decorative Scroll	**BKS** Black Smooth **WHS** White Smooth **BZS** Bronze Smooth **GNS** Green Smooth **BK** Black Texture **WH** White Texture **BZ** Bronze Texture **GN** Green Texture

Only available with Square roof

Footnotes

1. Only S Square roof available with A Arm mount - can not attach arm to Curved roof.
2. Consult factory for information and lead time.
3. S FAWS position 10 is open for receptacle control, must use one or the other but not BOTH. Position 10 does NOT reduce lumens or wattage.
4. D4i driver D4ID not available with 16 LEDs all drive currents or 32 LEDs at 530mA with K 347VAC or J 480VAC. D4i driver D4ID replaces DA-DJ Dynadimmer, CLO / AST / OTL, or DL DALI driver with same functionality plus next generation extended DALI 2 functionality - contact factory for details.
5. Only available with A 120-277VAC.
6. L Ladder Rest option not available with A Arm mount.
7. Not available with K 347VAC.
8. Cupola supplied with Black BKS or BK finish option is composite material, therefore may be used with Interact City node - must use Astroclock version (photocell version will not work). When finish other than Black BKS or BK is selected, cupola will be metal and painted to match finish. When using Interact City node with other finishes, metal cupola must be removed (will not communicate through metal) - either Astroclock or photocell version may be used. If using a taller node other than Interact City that requires a taller cupola, please contact factory.
9. Only TVLN no lens (open cage) with 3000K CCT and warmer/below are IDA International DarkSky Approved.
10. Zhaga-D4i certified luminaire ZD4I includes SR 4-pin Zhaga Book 18 socket, therefore must only be used with TVLN-32-7 or -8 or -1 (not available with -5 530mA) no lens (open cage) luminaire, socket mounted in between the two 16 LED boards. NOTE: sensors and nodes are not compatible with TVLC comfort lens, TVPC comfort panels or TVPR ribbed panels.

Dimensions: Arm mount

TVPx-A-S

Arm: Made of aluminum tubing

Decorative Element: Bent aluminum decorative channel scroll mechanically assembled.

Mounting Plate: Made of aluminum, mechanically fastened to the pole.

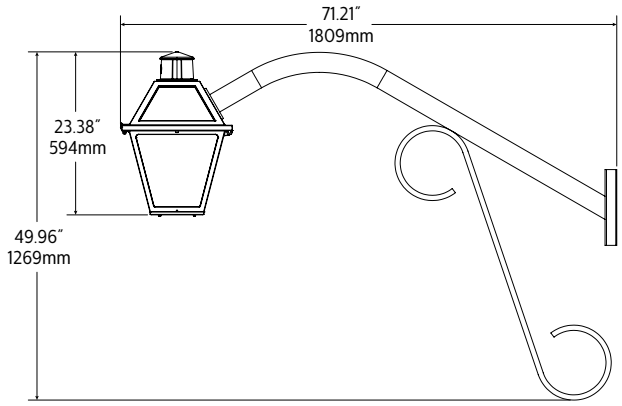

EPA Values

	Weight	EPA
TVPx-A-S	14 lbs	1.98 sq. ft.

TVLC/TVLN TownView

Post top and arm mount luminaire

Dimensions: Luminaire

TVLx_L3_C

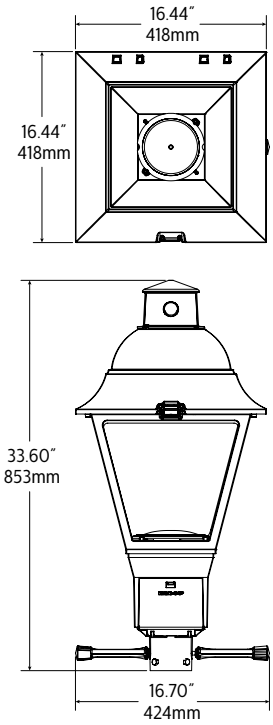

TVLx_L3_S

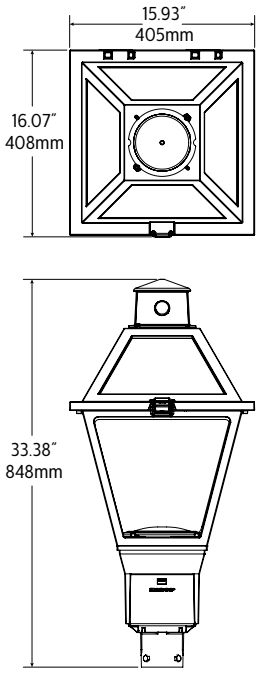

TVLx_S3_C

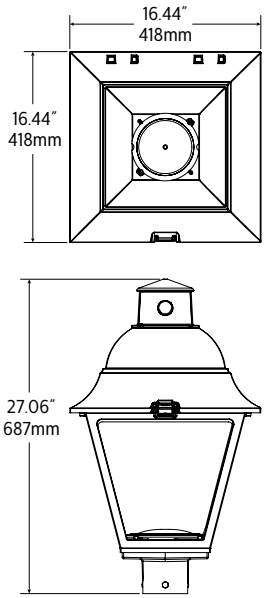

TVLx_S3_S

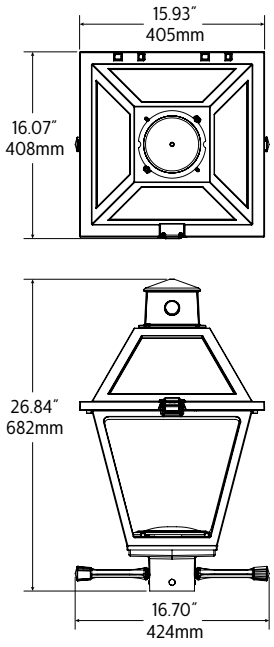

TVLx_S4_C

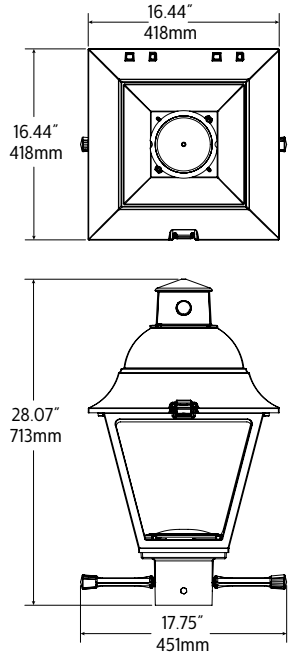

TVLx_S4_S

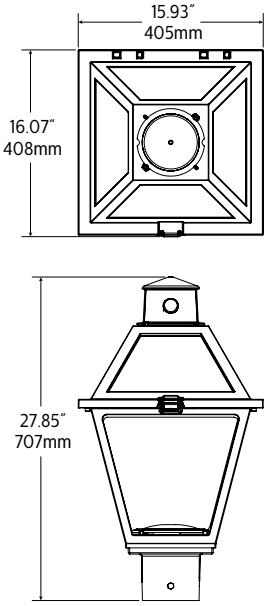

EPA Values

	Weight	EPA
TVLx-L3-C	22.25 lbs	1.00 sq. ft.
TVLx-L3-S		
TVLx-S2/S3-C	21.00 lbs	0.76 sq. ft.
TVLx-S2/S3-S		
TVLx-S4-C	21.88 lbs	0.80 sq. ft.
TVLx-S4-S		
TVLx-A-S	19.63 lbs	0.69 sq. ft.

TVLC/TVLN TownView

Post top and arm mount luminaire

Predicted Lumen Depreciation Data

Predicted performance derived from LED manufacturer's data and engineering design estimates, based on IESNA LM-80 methodology. Actual experience may vary due to field application conditions.L_{70} is the predicted time when LED performance depreciates to 70% of initial lumen output. Calculated per IESNA TM21-11. Published L_{70} hours limited to 6 times actual LED test hours.

Ambient Temperature °C	Driver mA	Calculated L_{70} Hours	L_{70} per TM-21	Lumen Maintenance % at 60,000 hrs
25°C	up to 1050 mA	>100,000 hours	>54,000 hours	>96%

Field Adjustable Wattage (FAWS) Multiplier Chart

FAWS Position	Typical Delivered Lumens Multiplier	Typical System wattage
1	0.31	0.28
2	0.53	0.50
3	0.62	0.58
4	0.70	0.67
5	0.78	0.75
6	0.83	0.81
7	0.89	0.87
8	0.92	0.91
9	0.96	0.95
10	1.00	1.00

Note: Typical value accuracy +/- 5%

LED Lumen values – TVLN (No lens) (multiply 4000K values by 0.792 for 80CRI 2700K or by 0.827 for 70CRI 2200K)

Ordering Code	LED qty.	System Current (mA).	Color Temp	Avg. System Wattage (W)	Type 2S			Type 3S			Type 3W			Type 5		
					Lumen Output	Efficacy (LPW)	BUG Rating	Lumen Output	Efficacy (LPW)	BUG Rating	Lumen Output	Efficacy (LPW)	BUG Rating	Lumen Output	Efficacy (LPW)	BUG Rating
TVLN-16-G1-5-x-730	16	530	3000	29	3,508	121	B1-U0-G1	3,716	128	B1-U0-G1	3,783	130	B1-U0-G1	3,938	136	B3-U0-G1
TVLN-16-G1-7-x-730	16	700	3000	38	4,438	117	B1-U0-G1	4,700	124	B1-U0-G1	4,786	126	B1-U0-G2	4,982	131	B3-U0-G1
TVLN-16-G1-9-x-730	16	900	3000	49	5,445	111	B1-U0-G1	5,768	118	B1-U0-G2	5,872	120	B1-U0-G2	6,113	125	B3-U0-G1
TVLN-16-G1-1-x-730	16	1050	3000	57	6,137	108	B1-U0-G1	6,500	114	B1-U0-G2	6,618	116	B2-U0-G2	6,889	121	B3-U0-G2
TVLN-32-G1-5-x-730	32	530	3000	53	6,970	132	B1-U0-G1	7,188	136	B1-U0-G2	7,258	137	B2-U0-G2	7,515	142	B3-U0-G2
TVLN-32-G1-7-x-730	32	700	3000	70	8,800	126	B2-U0-G2	9,075	130	B1-U0-G2	9,163	131	B2-U0-G2	9,488	136	B4-U0-G2
TVLN-32-G1-8-x-730	32	800	3000	80	9,796	122	B2-U0-G2	10,101	126	B2-U0-G2	10,200	128	B2-U0-G2	10,561	132	B4-U0-G2
TVLN-32-G1-1-x-730	32	1050	3000	108	12,302	114	B2-U0-G2	12,686	118	B2-U0-G2	12,810	119	B2-U0-G3	13,263	123	B4-U0-G2
TVLN-48-G1-5-x-730	48	530	3000	82	10,628	130	B2-U0-G2	10,960	134	B2-U0-G2	11,066	135	B2-U0-G2	11,458	140	B4-U0-G2
TVLN-48-G1-7-x-730	48	700	3000	106	13,342	126	B2-U0-G2	13,758	130	B2-U0-G3	13,892	131	B3-U0-G3	14,384	136	B4-U0-G2
TVLN-16-G1-5-x-740	16	530	4000	29	3,857	133	B1-U0-G1	4,085	141	B1-U0-G1	4,159	143	B1-U0-G1	4,329	149	B3-U0-G1
TVLN-16-G1-7-x-740	16	700	4000	38	4,879	128	B1-U0-G1	5,168	136	B1-U0-G2	5,261	139	B1-U0-G2	5,477	144	B3-U0-G1
TVLN-16-G1-9-x-740	16	900	4000	49	5,987	122	B1-U0-G1	6,341	129	B1-U0-G2	6,456	132	B1-U0-G2	6,720	137	B3-U0-G2
TVLN-16-G1-1-x-740	16	1050	4000	57	6,747	118	B1-U0-G1	7,146	125	B1-U0-G2	7,276	128	B2-U0-G2	7,574	133	B3-U0-G2
TVLN-32-G1-5-x-740	32	530	4000	53	7,664	145	B1-U0-G1	7,903	149	B1-U0-G2	7,980	151	B2-U0-G2	8,262	156	B3-U0-G2
TVLN-32-G1-7-x-740	32	700	4000	70	9,676	138	B2-U0-G2	9,978	143	B2-U0-G2	10,075	144	B2-U0-G2	10,431	149	B4-U0-G2
TVLN-32-G1-8-x-740	32	800	4000	80	10,770	135	B2-U0-G2	11,106	139	B2-U0-G2	11,214	140	B2-U0-G2	11,611	145	B4-U0-G2
TVLN-32-G1-1-x-740	32	1050	4000	108	13,526	125	B2-U0-G2	13,948	129	B2-U0-G3	14,084	130	B3-U0-G3	14,582	135	B4-U0-G2
TVLN-48-G1-5-x-740	48	530	4000	82	11,685	143	B2-U0-G2	12,050	147	B2-U0-G2	12,167	148	B2-U0-G3	12,597	154	B4-U0-G2
TVLN-48-G1-7-x-740	48	700	4000	106	14,669	138	B2-U0-G2	15,127	143	B2-U0-G3	15,274	144	B3-U0-G3	15,815	149	B4-U0-G2

Actual performance may vary due to installation variables including optics, mounting/ceiling height, dirt depreciation, light loss factor, etc.; highly recommended to confirm performance with a layout. Please contact your local sales representative for assistance. Consult DLC QPL to confirm your specific fixture selection is DLC approved.

Note: Some data may be scaled based on tests of similar but not identical luminaries.

TVLC/TVLN TownView

Post top and arm mount luminaire

LED Lumen values – TVLN (No lens and House-side shield) (multiply 4000K values by 0.792 for 80CRI 2700K or by 0.827 for 70CRI 2200K)

Ordering Code	LED qty.	System Current (mA).	Color Temp	Avg. System Wattage (W)	Type 2SH			Type 3SH			Type 3WSH		
					Lumen Output	Efficacy (LPW)	BUG Rating	Lumen Output	Efficacy (LPW)	BUG Rating	Lumen Output	Efficacy (LPW)	BUG Rating
TVLN-16-G1-5-x-730	16	530	3000	29	2,820	97	B0-U0-G1	3,081	106	B0-U0-G1	2,882	99	B0-U0-G1
TVLN-16-G1-7-x-730	16	700	3000	38	3,568	94	B0-U0-G1	3,898	103	B0-U0-G1	3,646	96	B1-U0-G1
TVLN-16-G1-9-x-730	16	900	3000	49	4,378	89	B1-U0-G1	4,783	98	B1-U0-G2	4,474	91	B1-U0-G2
TVLN-16-G1-1-x-730	16	1050	3000	57	4,934	87	B1-U0-G1	5,390	95	B1-U0-G2	5,042	89	B1-U0-G2
TVLN-32-G1-5-x-730	32	530	3000	53	5,510	104	B1-U0-G1	5,906	111	B1-U0-G2	5,795	109	B1-U0-G2
TVLN-32-G1-7-x-730	32	700	3000	70	6,956	99	B1-U0-G1	7,457	107	B1-U0-G2	7,316	105	B1-U0-G2
TVLN-32-G1-8-x-730	32	800	3000	80	7,743	97	B1-U0-G2	8,300	104	B1-U0-G2	8,144	102	B1-U0-G2
TVLN-32-G1-1-x-730	32	1050	3000	108	9,724	90	B1-U0-G2	10,424	97	B1-U0-G2	10,228	95	B1-U0-G2
TVLN-48-G1-5-x-730	48	530	3000	82	8,401	102	B1-U0-G2	9,005	110	B1-U0-G2	8,836	108	B1-U0-G2
TVLN-48-G1-7-x-730	48	700	3000	106	10,546	100	B1-U0-G2	11,305	107	B1-U0-G2	11,092	105	B1-U0-G2
TVLN-16-G1-5-x-740	16	530	4000	29	3,101	107	B0-U0-G1	3,387	117	B0-U0-G1	3,169	109	B0-U0-G1
TVLN-16-G1-7-x-740	16	700	4000	38	3,923	103	B0-U0-G1	4,285	113	B0-U0-G1	4,009	106	B1-U0-G2
TVLN-16-G1-9-x-740	16	900	4000	49	4,813	98	B1-U0-G1	5,258	107	B1-U0-G2	4,919	100	B1-U0-G2
TVLN-16-G1-1-x-740	16	1050	4000	57	5,424	95	B1-U0-G1	5,926	104	B1-U0-G2	5,543	97	B1-U0-G2
TVLN-32-G1-5-x-740	32	530	4000	53	6,058	114	B1-U0-G1	6,494	123	B1-U0-G2	6,372	120	B1-U0-G2
TVLN-32-G1-7-x-740	32	700	4000	70	7,648	109	B1-U0-G2	8,199	117	B1-U0-G2	8,044	115	B1-U0-G2
TVLN-32-G1-8-x-740	32	800	4000	80	8,513	106	B1-U0-G2	9,126	114	B1-U0-G2	8,954	112	B1-U0-G2
TVLN-32-G1-1-x-740	32	1050	4000	108	10,691	99	B1-U0-G2	11,461	106	B1-U0-G2	11,245	104	B1-U0-G2
TVLN-48-G1-5-x-740	48	530	4000	82	9,236	113	B1-U0-G2	9,901	121	B1-U0-G2	9,715	119	B1-U0-G2
TVLN-48-G1-7-x-740	48	700	4000	106	11,595	109	B1-U0-G2	12,430	117	B1-U0-G3	12,196	115	B1-U0-G3

LED Lumen values – TVLC (Comfort lens) (multiply 4000K values by 0.792 for 80CRI 2700K or by 0.827 for 70CRI 2200K)

Ordering Code	LED qty.	System Current (mA).	Color Temp	Avg. System Wattage (W)	Type 2S			Type 3S			Type 3W			Type 5		
					Lumen Output	Efficacy (LPW)	BUG Rating	Lumen Output	Efficacy (LPW)	BUG Rating	Lumen Output	Efficacy (LPW)	BUG Rating	Lumen Output	Efficacy (LPW)	BUG Rating
TVLC-16-G1-5-x-730	16	530	3000	29	3,174	109	B1-U2-G1	3,208	111	B1-U2-G1	3,132	108	B1-U2-G2	3,277	113	B2-U2-G1
TVLC-16-G1-7-x-730	16	700	3000	38	4,014	106	B1-U2-G1	4,058	107	B1-U2-G2	3,961	104	B1-U3-G2	4,144	109	B2-U3-G1
TVLC-16-G1-9-x-730	16	900	3000	49	4,377	89	B1-U2-G1	4,425	90	B1-U2-G2	4,319	88	B1-U3-G2	4,519	92	B2-U3-G1
TVLC-16-G1-1-x-730	16	1050	3000	57	4,934	87	B1-U3-G1	4,988	88	B1-U3-G2	4,869	85	B1-U3-G2	5,094	89	B2-U3-G2
TVLC-32-G1-5-x-730	32	530	3000	53	6,409	121	B2-U3-G2	6,371	120	B1-U3-G2	6,186	117	B1-U3-G3	6,482	122	B3-U3-G2
TVLC-32-G1-7-x-730	32	700	3000	70	8,092	116	B2-U3-G2	8,044	115	B2-U3-G3	7,810	112	B2-U3-G3	8,184	117	B3-U3-G2
TVLC-32-G1-8-x-730	32	800	3000	80	9,007	113	B2-U3-G2	8,954	112	B2-U3-G3	8,694	109	B2-U3-G3	9,109	114	B3-U3-G3
TVLC-32-G1-1-x-730	32	1050	3000	108	11,311	105	B2-U3-G3	11,245	104	B2-U3-G3	10,918	101	B2-U3-G3	11,441	106	B3-U3-G3
TVLC-48-G1-5-x-730	48	530	3000	82	9,771	119	B2-U3-G2	9,714	119	B2-U3-G3	9,431	115	B2-U3-G3	9,883	121	B3-U3-G3
TVLC-48-G1-7-x-730	48	700	3000	106	12,267	116	B2-U3-G3	12,195	115	B2-U3-G3	11,840	112	B2-U3-G3	12,407	117	B3-U3-G3
TVLC-16-G1-5-x-740	16	530	4000	29	3,489	120	B1-U2-G1	3,527	122	B1-U2-G1	3,443	119	B1-U3-G2	3,603	124	B2-U2-G1
TVLC-16-G1-7-x-740	16	700	4000	38	4,413	116	B1-U2-G1	4,461	117	B1-U2-G2	4,355	115	B1-U3-G2	4,556	120	B2-U3-G2
TVLC-16-G1-9-x-740	16	900	4000	49	4,812	98	B1-U3-G1	4,865	99	B1-U3-G2	4,749	97	B1-U3-G2	4,968	101	B2-U3-G2
TVLC-16-G1-1-x-740	16	1050	4000	57	5,425	95	B1-U3-G1	5,484	96	B1-U3-G2	5,353	94	B1-U3-G2	5,601	98	B2-U3-G2
TVLC-32-G1-5-x-740	32	530	4000	53	7,046	133	B2-U3-G2	7,005	132	B2-U3-G2	6,801	128	B2-U3-G3	7,126	135	B3-U3-G2
TVLC-32-G1-7-x-740	32	700	4000	70	8,896	127	B2-U3-G2	8,844	126	B2-U3-G3	8,587	123	B2-U3-G3	8,998	129	B3-U3-G3
TVLC-32-G1-8-x-740	32	800	4000	80	9,902	124	B2-U3-G2	9,844	123	B2-U3-G3	9,558	120	B2-U3-G3	10,015	125	B3-U3-G3
TVLC-32-G1-1-x-740	32	1050	4000	108	12,436	115	B2-U3-G3	12,363	115	B2-U3-G3	12,003	111	B2-U3-G3	12,578	117	B3-U3-G3
TVLC-48-G1-5-x-740	48	530	4000	82	10,742	131	B2-U3-G2	10,680	130	B2-U3-G3	10,369	126	B2-U3-G3	10,865	133	B3-U3-G3
TVLC-48-G1-7-x-740	48	700	4000	106	13,486	127	B2-U3-G3	13,407	127	B2-U3-G3	13,017	123	B3-U3-G4	13,640	129	B3-U3-G3

Actual performance may vary due to installation variables including optics, mounting/ceiling height, dirt depreciation, light loss factor, etc.; highly recommended to confirm performance with a layout. Please contact your local sales representative for assistance. Consult DLC QPL to confirm your specific fixture selection is DLC approved.

Note: Some data may be scaled based on tests of similar but not identical luminaries.

TVLC/TVLN TownView

Post top and arm mount luminaire

Specifications

Housing

Roof and Cage: Two Style options

C: Curved Roof and **S:** Square Roof. Tool-less latch made of stainless steel allows for quick access inside of the hinged roof to locate the driver, surge protector and optional FAWs (field adjustable wattage solution). Roof and Cage made of 360 die-cast aluminum alloy, low copper for high resistance to corrosion. Decorative Cupola on top of roof covers the 7 pin NEMA socket. Cupola rotatable 360 degrees, easily field removable by loosening two (2) hex head slotted screws that accept 1/4" flat blade screwdriver. Cupola supplied with Black BKS or BK finish option is composite material, therefore may be used with Interact City node - must use Astroclock version (photocell version will not work). When finish other than Black BKS or BK is selected, cupola will be metal and painted to match finish. When using Interact City node with other finishes, metal cupola must be removed (will not communicate through metal) - either Astroclock or photocell version may be used. If using a taller node other than Interact City that requires a taller cupola, please contact factory.

Lens options: C: Visual Comfort internal lens helps to eliminate glare and pixelization and gives a soft glow at night.

N: No internal flat lens for optimal performance

Fitter: Two fitter options. **L:** Large Utility Fitter with hinged door and toolless latch operable with protective gloves per ANSI C136.37 to access the terminal block and wiring. Available in 3" or 4", both made of 360 die cast aluminum alloy, low cooper for high resistance to corrosion. Large 4" fitter uses a secondary adapter to achieve 4" opening.

Or **S:** Small Fitter. Small fitter available in 2-3/8", 3" or 4". Small 2-3/8" and 3" both made of 360 die cast aluminum alloy, low copper for high resistance to corrosion. Small 4" made of 356 HM High-Strength cast aluminum, low copper for high resistance to corrosion. All hardware corrosion resistant stainless steel.

All fitter options use four (4) black cadmium corrosion resistant stainless steel hex head bolts at 90 degrees.

Light Engine

Composed of 4 main components: LED Module / Optical System / Heat Sink / Driver. Electrical components are RoHS compliant, IP66 sealed light engine. LEDs tested by ISO 17025-2005 accredited lab in accordance with IESNA LM-80 guidelines, extrapolations in accordance with IESNA TM-21. Metal core board ensures greater heat transfer and longer lifespan.

LED Module

Composed of high-performance white LEDs. Color temperature as per ANSI/NEMA bin 2700 Kelvin nominal (2725 ±145K) CRI 80 min, 3000 Kelvin nominal (3045K +/- 175K) or 4000 Kelvin nominal (3985K +/- 275K), CRI 70 Min. 75 Typical. Other CCT/CRI also available, consult factory.

Heat Sink

Made of die cast aluminum optimizing the LEDs efficiency and life. Heat sinks optimized for maximumnatural convection heat transfer, does not use any cooling device with moving parts (only passive cooling device). Entire luminaire is rated for operation in ambient temperature of -40°C / -40°F up to +40°C / +104°F.

Optical System

Composed of high performance UV stabilized optical grade polymer refractor lenses to achieve desired distribution optimized to get maximum spacing, target lumens and a superior lighting uniformity. System is rated IP66. Performance shall be tested per LM-63, LM-79 and TM-15 (IESNA) certifying its photometric performance. Type **2S, 3S, 3W** and **Type 5** Street side indicated. House side shield optional (can be field installed) **2SH:** Type 2 with House Side Shield, **3SH:** Type 3 short with house side shield, **3WH:** Type 3 Wide with House side shield.

Driver

Driver comes standard with 0-10V dimming capability. High power factor of 95%. Electronic driver, operating range 50/60 Hz. Auto adjusting universal voltage input from 120 to 277, 347 and 480 VAC rated for both application line to line or line to neutral, Class I, THD of 20% max. Maximum ambient operating temperature from -40°F (-40°C) to +130°F (+55°C). Certified in compliance to UL1310 or UL8750 cULus requirement (dry and damp location). The current supplying the LEDs will be reduced by the driver if the driver experiences internal overheating as a protection to the LEDs and the electrical components. Output is protected from short circuits, voltage overload and current overload. Automatic recovery after correction. Standard built in driver surge protection of 2.5kV or 6kV (min). Due to the inrush current that occurs with electronic drivers, recommend using a time-delay or slow blow fuse to avoid unwanted fuse blowing (false tripping) that can occur with normal or fast acting fuses. Driver enables setting LED drive current to meet your specific total wattage consumption, lumen output and/or efficacy needs - custom, contact factory.

Integrated Features

R7*: Tool less rotatable receptacle with 7 pins enabling dimming and additional functionality (to be determined), can be used with a twist lock Interact City node or photoelectric cell or a shorting cap.

SP1: Fail-on surge protection device designed for high-exposure outdoor environments. Provides a nominal luminaire surge immunity level of 10 kV / 5 kA in accordance with ANSI C136.2 Enhanced Level requirements and is designed for surge environments consistent with IEEE C62.41.2 Location Category C. The SPD provides a maximum discharge current (Imax) of 10 kA (8/20 µs), corresponding to 10 kV / 10 kA combination wave exposure conditions, and meets U.S. Department of Energy MSSLC Model Specification requirements.

SP2: Optional 20kV / 10kA surge protection device that provides extra protection beyond the SP1 10kV/10kA level.

NEMA Labels: Installed NEMA label, ANSI C136.15-2015 compliant. Consult factory for other labeling needs.

Please note that these integrated features always come with the luminaire.

* Use of photoelectric cell or shorting cap is required to ensure proper illumination.

Connected Lighting

Interact City connector node provides the plug and play wireless communications technology to connect your street light to the Interact City lighting management system. With Interact you can remotely manage, monitor and control all city lighting, from roads and streets, to parks and plazas, and bridges from one single system. Connected lighting enables capabilities including, accurate on/ off switching, dimming control, fault reporting and integration with other systems to enable condition based lighting. Interact provides you with a robust and scalable infrastructure to further reduce energy consumption, improve operations, and turn lighting into a connected network for your smart city journey. For more details visit: interact-lighting.com/en-us/what-is-possible/interact-city.

Integral Control Options

D4ID*: D4i certified DALI driver. Replaces DA-DJ Dynadimmer, DL DALI driver, CLO / AST / OTL with same functionality plus next generation extended DALI-2 functionality with power and data, especially for intra-luminaire DALI systems (driver-nodes-sensors). Backwards compatible with older DALI standards - contact factory for details.

ZD4I*: Zhaga-D4i certified luminaire (TVLN-32 only = includes D4i certified DALI driver and SR 4-pin Zhaga Book 18 socket). Provides easy integration with ZD4i smart sensors and communication nodes, enabling plug-and-play IoT upgrades.

* This driver option ships with DALI bus power turned on and luminaire information loaded in Memory bank 1 as per ANSI C137.4 (2021). Consult factory for any other driver programming requirement.

S: FAWS Field Adjustable Wattage Selector, pre-set to the highest position, can be easily switched in the field to the required position. This reduces total luminaire wattage consumption and reduces the light level – see the FAWS multiplier chart for more details.

Note: It is not recommended to use FAWS with other dimming or controls; if you do, set the switch to position 10 (maximum output) to enable the other dimming or controls. Switching FAWS to any position other than 10 will disable the other dimming or controls.

Luminaire Options

PH8: 7 Pin Tooless rotatable standard - with photocell. Photocell has dimensional limits: 3" dia x 2" tall (for non black finishes only)

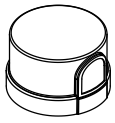

PH9: 7 Pin Tooless rotatable standard - with shorting cap

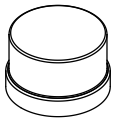

TVLC/TVLN TownView

Post top and arm mount luminaire

Specifications (continued)

PHX: 7 Pin Tooless rotatable standard - with long life photocell. Photocell has dimensional limits: 3" dia x 2" tall (for non black finishes only)

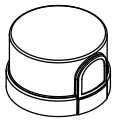

SR Sensor Ready 4-pin Zhaga Book 18 socket located on the heat sink between two LED boards (TVLN-32 only, included when Zhaga-D4i certified luminaire ZD4I ordered)

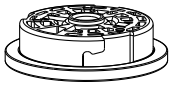

L: Decorative Ladder Rest. Ships in the box, install on site



B: Bird Guard optional. Attaches with two screws to the electrical cover. Can be ordered with the fixture or installed as a separate option later.



2SH, 3SH, 3WH: House side shield option

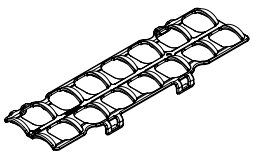

Luminaire Useful Life

Refer to IES files for energy consumption and delivered lumens for each option. Based on ISTMT in situ thermal testing in accordance with UL1598 and UL8750, exclusive Signify System Reliability Tool, Advance driver data and LED manufacturer LM-80/TM-21 data, expected to reach 100,000 + hours (72W32LED and 108W48LED at 700mA) or 94,500 hours (108W32LED and 160W48LED at 1050mA) with >L70 lumen maintenance @ 25°C. Luminaire Useful Life accounts for LED lumen maintenance AND all of these additional factors including: LED color shift, LED life, driver life, PCB substrate, solder joints, on/off cycles, burning hours and corrosion. Lifetime statements do not include the use of controls, including networked controllers.

Wiring

18AWG wire, 6" (15mm) minimum extending from luminaire. Longer and / or different AWG wiring available as a custom - contact factory.

Optional Terminal block

Wiring terminal block accepts three (3) 2-14 AWG solid or stranded wires exceeding ANSI C136.32, located inside the pod, includes markings indicating line, neutral and ground. Due to the inrush current that occurs with electronic drivers, recommend using a 10Amp time-delay fuse to avoid unwanted fuse blowing (false tripping) that can occur with normal or fast acting fuses. Fuses and holders by others or consult factory

Hardware and Seals

All non-ferrous fasteners prevent corrosion and ensure longer life. All seals and sealing devices are made and/or lined with EPDM silicone rubber.

Finish

Color in accordance with the AAMA 2603 standard. Application of polyester powder coat paint (4 mils/100 microns) with ±1 mils / 24 microns of tolerance. The Thermosetting resins provides a discoloration resistant finish in accordance with the ASTM D2244 standard, as well as luster retention in keeping with the ASTM D523 standard and humidity proof in accordance with the ASTM D2247 standard.
The standard finishes achieve a minimum scribe rating of 9 per ASTM D1654 after a minimum of 5000 hours salt spray in accordance with testing performed per ASTM B117 standard.

Other finish colors, RAL colors, marine finishes or coastal finishes available as a custom - contact factory.

LED products manufacturing standard

The electronic components sensitive to electrostatic discharge (ESD) such as light emitting diodes (LEDs) are assembled in compliance with IEC61340-5-1 and ANSI/ESD S20.20 standards to eliminate ESD events that could decrease the useful life of the product.

Vibration Resistance

L3 and L4 Large Utility fitters meet the ANSI C136.31-2023 specifications for Normal applications, tested by a certified lab over 100,000 cycles in all three axes.

Specifications (continued)

Certifications and Compliance

cETLus Listed for Canada and U.S. to the UL 1598 and UL8750 standards, suitable for Wet Locations. The quality systems of the facility where manufactured have been registered by UL to the ISO 9001 series standards. LM80 & LM79 tested. Configurations are DesignLights Consortium qualified, consult DLC QPL Qualified Products List for more details. Luminaire complies with or exceeds the following ANSI C136 standards: .2, .3, .4, .10, .15, .16, .22, .25, .31, .37, .41., .58. The TVLN with CCTs 3000K and warmer are Dark Sky Approved.

IP Ratings

IP66 rated LED light engine.

Service Tag

Each individual luminaire is uniquely identifiable, thanks to the Service tag application. With a simple scan of a QR code, placed on the inside of the mast door, you gain instant access to the luminaire configuration, making installation and maintenance operations faster and easier, no matter what stage of the luminaire's lifetime. Just download the APP and register your product right away.

For more details visit: https://www.genlyte.com/en-us/solutions/technologies-and-innovation/service-tag.

Brackets and Poles

Visit the website for pole and post top bracket options.

Warranty

5-year limited warranty. Options available for extended warranties – contact factory. See https://www.genlyte.com/en-us/support/warranties for details and restrictions.

Buy American Act of 1933 (BAA)

This product is manufactured in one of our US factories and, as of the date of this document, this product was considered a commercially available off-the-shelf (COTS) item meeting the requirements of the BAA.

This BAA designation hereunder does not address (i) the applicability of, or availability of a waiver under, the Trade Agreements Act, or (ii) the "Buy America" domestic content requirements imposed on states, localities, and other non-federal entities as a condition of receiving funds administered by the Department of Transportation or other federal agencies. Prior to ordering, please visit https://www.genlyte.com/en-us/resources/programs/domestic-preference to view a current list of BAA-compliant products to confirm this product's current compliance.

Build America, Buy America Act (BABA)

BABA establishes the minimum domestic content requirements that federal agencies must apply. This product is manufactured in the US and has a domestic content of 55% or more. This BABA designation does not address the "Buy America" domestic content requirements, which may be stricter, imposed on states, localities, and other non-federal entities as a condition of receiving funds administered by federal agencies. Please visit https://www.genlyte.com/en-us/resources/programs/domestic-preference.

Prior to ordering, please contact factory to confirm BABA or BABAF compliant configurations (BABAF for projects funded through FHWA must be funded by October 1, 2026), and please submit completed BABA checklist SGn-2452BN-Compliance-Certification-checklist.pdf.

© 2026 Signify Holding. All rights reserved. The information provided herein is subject to change, without notice. Signify does not give any representation or warranty as to the accuracy or completeness of the information included herein and shall not be liable for any action in reliance thereon. The information presented in this document is not intended as any commercial offer and does not form part of any quotation or contract, unless otherwise agreed by Signify.

GENLYTE SOLUTIONS
a signify business

Signify North America Corp.
400 Crossing Blvd, Suite 600
Bridgewater, NJ 08807
Telephone: 800-555-0050

Signify Canada Ltd.
281 Hillmount Road,
Markham, ON, Canada L6C 2S3
Telephone: 800-668-9008

All trademarks are owned by Signify Holding or their respective owners.