Catalog # : _____ Project : _____ Type : _____

Prepared By : _____ Date : _____

LifeStyle Small (XDLS)

Outdoor Decorative Area Light



OVERVIEW	
Lumen Package (lm)	3,000 - 17,000
Wattage Range (W)	20 - 105
Efficacy Range (LPW)	110 - 164
Weight lbs (kg)	24 (10.8)

QUICK LINKS

Ordering Guide | Performance | Photometrics | Dimensions

FEATURES & SPECIFICATIONS

Construction

- Cast aluminum. Wiring emerges from crown through compression seal fitting to prevent water entry. One-piece silicone gasket seals crown to shade for water and dust-tight construction.
- Spun aluminum shade. Two shade styles available - A - Angle and B - Bell.
- Brackets are extruded and cast aluminum assemblies or fabrications. All decorative elements are die cast or extruded aluminum.
- Luminaire is proudly made in the U.S.
- Fixtures are finished with LSI's DuraGrip® polyester powder coat finishing process. The DuraGrip finish withstands extreme weather changes without cracking or peeling. Other standard LSI finishes available. Consult factory.
- Shipping weight: 24 lbs in carton.

Optical System

- Low glare mid-powered LEDs available in 5000K, 4000K, 3500K, 3000K and 2700K color temperatures per ANSI C78.377. Also available in Phosphor Converted Amber with Peak intensity at 610nm.
- Distribution types 2, 3W, 4F, 5Q, 5R, 5D & AD
- Diffused lens version provides maximum visual comfort with reduced brightness and LED pixelization.
- Minimum CRI of 80.
- Zero uplight.

Electrical

- High-performance driver features overvoltage, under-voltage, short-circui and over temperature protection (6kV surge standard).
- 0-10V dimming (10% - 100%) Optional.
- Standard Universal Voltage (120-277 VAC) Input 50/60 Hz or optional High Voltage (347-480 VAC).
- Total harmonic distortion (THD): <20%
- Operating temperature: -40°C to +40°C (-40°F to +104°F).
- Power factor (PF): >.90
- Driver is fully encased in potting material for moisture resistance and complies with FCC standards. Driver and key electronic components can easily be accessed.
- Optional 16w battery backup provides 90-minutes of constant power (~2,000 - 2,500 lumens) to the LED system, ensuring code compliance. A test switch/indicator button is installed on the housing for ease of maintenance. Standard battery rated for 0° to 40° with cold weather battery rated for -20°C to 40°. 120-277V Only.

Controls

- Integral passive infrared Bluetooth™ motion and photocell sensor options. Fixtures operate independently and can be commissioned via an iOS or Android configuration app.
- LSI's AirLink™ Blue lighting control system is a simple feature rich wireless Bluetooth mesh network. The integrated fixture sensor module provides wireless control of grouped fixtures based on motion sensors, daylight or a fully customizable schedule. Updates and modifications to the control strategy are easily implemented via an intuitive iOS app.

Installation

- Classic Hook (CH), Straight Cantilever (SC), and Side Arm (SA - 4" O.D. minimum pole top required) available. See Steel Round Pole and Aluminum Round Pole data sheets for pole selection information.
- Side Arm pole mount requires LSI B3 reduced drilling pattern.
- Classic hook and cantilever mounts require a 4" O.D. pole or tenon.

Warranty

- LSI luminaires carry a 5-year limited warranty. Refer to https://www.lsicorp.com/resources/terms-conditions-warranty/ for more information.

Listings

- Listed to UL 1598 and UL 8750.
- Suitable for wet Locations.
- US patent 7,828,456 8,002,428, 8,177,386 8,434,893
- DarkSky Approved; with 3000K and warmer color temperature selection.
- IP66 rated Luminaire per IEC 60598-1.
- DesignLights Consortium® (DLC) Premium qualified product. Not all versions of this product may be DLC Premium qualified. Please check the DLC Qualified Products List at www.designlights.org/QPL to confirm which versions are qualified.
- Buy American Act (BAA) and Build America, Buy America (BABA) Compliant Fixture.
  - Compliance dependent on SKU and configuration. Confirm with factory.

©LSI Industries Inc. All Rights Reserved. Specifications and dimensions subject to industry standard tolerances. Specifications subject to change without notice.

LifeStyle Small (XDLS) Outdoor Decorative Area Light

Type : _____

Have questions? Call us at (800) 436-7800

ORDERING GUIDE

Back to Quick Links

TYPICAL ORDER EXAMPLE: XDLS B 9L 5Q UNV 30K8 BLK CH S ALBMR1

Prefix	Lumen Package	Distribution	Voltage	CCT/CRI	Finish
XDLSA - LifeStyle Angle Shade[1] **XDLSB** - LifeStyle Bell Shade[1]	**3L** - 3,000 lm, 20w **5L** - 5,000 lm, 36w **6L** - 6,000 lm, 42w **9L** - 9,000 lm, 62w **12L** - 12,00 lm, 86w **17L** - 17,00 lm, 105w	**2** - Type 2 **3W** - Type 3 Wide **4F** - Type 4 Forward **5Q** - Type 5 Square **5R** - Type 5 Rectangular **5D** - Type 5 Diffuse **AD** - Asymmetric Diffuse	**UNV** - Universal Voltage (120 - 277V) **HV** - High Voltage (347 - 480V)	**50K8** - 5000K, 80CRI **40K8** - 4000K, 80CRI **35K8** - 3500K, 80CRI DarkSky Approved CCT's **30K8** - 3000K, 80CRI **27K8** - 2700K, 80CRI	**BLK** - Black **BRZ** - Bronze **WHT** - White **GPT** - Graphite **GMG** - Gun Metal Grey **MSV** - Metallic Silver **PLP** - Platinum Plus **SVG** - Satin Verde Green

Mounting Style[2]	Mounting Configuration[2]	Controls	Options
CH - Classic Hook **SC** - Straight Cantilever **SA4** - Side Arm Mount for 4" O.D. Round Poles[3] **SA5** - Side Arm Mount for 5" O.D. Round Poles[3] **SAW** - Side Arm Wall Mount **SCW** - Straight Cantilever Wall Mount	**S** - Single **D180** - Double @ 180° **D90** - Double @ 90°[4] **T90** - Triple @ 90°[4] **TN120** - Triple @ 120°[4] **Q90** - Quad[4]	**Blank** - None **Wireless Controls System** **ALBMR1** - AirLink Blue Wireless Motion & Photo Sensor Controller (8-15' MH)[5] **ALBMR2** - AirLink Blue Wireless Motion & Photo Sensor Controller (16-40' MH)[5] **Stand-Alone Controls** **IMSBT1L** - Integral Bluetooth™ Motion and Photocell Sensor (8 - 24' mounting height)[5] **IMSBT2L** - Integral Bluetooth™ Motion and Photocell Sensor (25 - 40' mounting height)[5] **EXT** - 0-10v Dimming leads extended to housing exterior **PCI120** - 120V Button Type Photocell **PCI208-277** - 208-277V Button Type Photocell **PCI347** - 347V Button Type Photocell	**BB** - Battery Back-up (0°C)[6] **CWBB** - Cold Weather Battery Back-up (-20°C)[6] **PLY** - Polycarbonate Lens[7]

Need more information?
Click here for our glossary

Have additional questions?
Call us at (800) 436-7800

ACCESSORY ORDERING INFORMATION

Part Number	Description
FK120	Single Fusing (120V)[8]
FK277	Single Fusing (277V)[8]
DFK480	Double Fusing (480V)[8]
DFK347	Double Fusing (347V)[8]
828001	XDLS External House Side Shield (Black Finish Only)

Side Arm Mount



Straight Cantilever Mount



Classic Hook Mount



MOTION SENSOR AND PHOTOCELL

Integral button photocell (PCI) available for basic on/off luminaire control based on abmient light levels. Integral BlueTooth motion sensor available for standalone control (IMSBT) or mesh network for grouping multiple fixtures and sensors (ALBMR).



1 When ordering a multiple configuration (D180, etc.) order one fixture/bracket configuration per pole - i.e. order one XDLMB 3 LED SS CW UE BLK CH D180 PCI120 to receive two fixtures and one CH D180 bracket (see drawing on this page). See STEEL ROUND POLES and ALUMINUM ROUND POLES data sheets for pole ordering information.
2 See Lifestyle Bracket ordering chart for Mounting Style/Configurations availability.
3 B3 reduced drilling pattern required.
4 For use with SA4 and SA5 mounting styles only.
5 Motion sensors are field configurable via the LSI app that can be downloaded from your smartphone's native app store.
6 120-277V Only. Not available with 17L Lumen Package.
7 Not available with 5D/AD distributions or IMSBT/ALBMR control options.
8 8 Fusing must be located in the hand hole of pole.

©LSI Industries Inc. All Rights Reserved. Specifications and dimensions subject to industry standard tolerances. Specifications subject to change without notice.

LifeStyle Small (XDLS) Outdoor Decorative Area Light

Type : _____

Have questions? Call us at (800) 436-7800

PERFORMANCE

Back to Quick Links

Delivered Lumens

Lumen Package	Distribution	CRI	2700K CCT			3000K CCT			3500K CCT			4000K CCT			5000K CCT			Wattage
			Delivered Lumens	Efficacy	BUG Rating	Delivered Lumens	Efficacy	BUG Rating	Delivered Lumens	Efficacy	BUG Rating	Delivered Lumens	Efficacy	BUG Rating	Delivered Lumens	Efficacy	BUG Rating	
3L	2	80	2,389	119	B1-U0-G1	2,810	140	B1-U0-G1	2,860	143	B1-U0-G1	2,961	148	B1-U0-G1	2,964	148	B1-U0-G1	20
	3W		2,348	117	B1-U0-G1	2,763	138	B1-U0-G1	2,811	141	B1-U0-G1	2,910	146	B1-U0-G1	2,913	146	B1-U0-G1	
	4F		2,380	119	B1-U0-G1	2,800	140	B1-U0-G1	2,850	143	B1-U0-G1	2,950	148	B1-U0-G1	2,953	148	B1-U0-G1	
	5Q		2,424	121	B1-U0-G0	2,853	143	B2-U0-G0	2,903	145	B2-U0-G0	3,005	150	B2-U0-G0	3,008	150	B2-U0-G0	
	5R		2,348	117	B1-U0-G1	2,763	138	B2-U0-G2	2,812	141	B2-U0-G2	2,911	146	B2-U0-G2	2,913	146	B2-U0-G2	
	5D		2,192	110	B1-U0-G1	2,579	129	B1-U0-G1	2,625	131	B1-U0-G1	2,717	136	B1-U0-G1	2,720	136	B1-U0-G1	
	AD		2,202	110	B1-U0-G1	2,592	130	B1-U0-G1	2,638	132	B1-U0-G1	2,730	136	B1-U0-G1	2,732	137	B1-U0-G1	
5L	2	80	4,588	127	B1-U0-G1	5,395	150	B1-U0-G1	5,492	153	B1-U0-G1	5,685	158	B1-U0-G1	5,691	158	B1-U0-G1	36
	3W		4,512	125	B1-U0-G1	5,309	147	B1-U0-G1	5,403	150	B1-U0-G1	5,593	155	B1-U0-G1	5,598	155	B1-U0-G1	
	4F		4,575	127	B1-U0-G1	5,384	150	B1-U0-G1	5,479	152	B1-U0-G1	5,671	158	B1-U0-G1	5,676	158	B1-U0-G1	
	5Q		4,660	129	B2-U0-G1	5,483	152	B3-U0-G1	5,580	155	B3-U0-G1	5,776	160	B3-U0-G1	5,781	161	B3-U0-G1	
	5R		4,514	125	B2-U0-G2	5,311	148	B2-U0-G2	5,405	150	B2-U0-G2	5,595	155	B3-U0-G3	5,600	156	B3-U0-G3	
	5D		4,213	117	B2-U0-G1	4,957	138	B2-U0-G1	5,045	140	B2-U0-G1	5,222	145	B2-U0-G1	5,226	145	B2-U0-G1	
	AD		4,232	118	B1-U0-G1	4,980	138	B2-U0-G1	5,068	141	B2-U0-G1	5,246	146	B2-U0-G1	5,250	146	B2-U0-G1	
6L	2	80	5,453	130	B1-U0-G1	6,413	153	B2-U0-G1	6,528	155	B2-U0-G1	6,757	161	B2-U0-G1	6,764	161	B2-U0-G1	42
	3W		5,360	128	B1-U0-G1	6,307	150	B2-U0-G2	6,419	153	B2-U0-G2	6,644	158	B2-U0-G2	6,650	158	B2-U0-G2	
	4F		5,435	129	B1-U0-G1	6,395	152	B2-U0-G1	6,508	155	B2-U0-G1	6,736	160	B2-U0-G1	6,742	161	B2-U0-G1	
	5Q		5,535	132	B3-U0-G1	6,513	155	B3-U0-G1	6,628	158	B3-U0-G1	6,861	163	B3-U0-G1	6,867	164	B3-U0-G1	
	5R		5,362	128	B2-U0-G2	6,310	150	B3-U0-G3	6,422	153	B3-U0-G3	6,647	158	B3-U0-G3	6,652	158	B3-U0-G3	
	5D		5,005	119	B2-U0-G1	5,888	140	B2-U0-G1	5,993	143	B2-U0-G1	6,203	148	B2-U0-G1	6,208	148	B2-U0-G1	
	AD		5,028	120	B2-U0-G1	5,916	141	B2-U0-G1	6,021	143	B2-U0-G1	6,232	148	B2-U0-G1	6,237	149	B2-U0-G1	
9L	2	80	7,938	128	B2-U0-G2	9,334	151	B2-U0-G2	9,502	153	B2-U0-G2	9,836	160	B2-U0-G2	9,846	159	B2-U0-G2	62
	3W		7,804	126	B2-U0-G2	9,182	148	B2-U0-G2	9,344	151	B2-U0-G2	9,673	156	B2-U0-G2	9,681	156	B2-U0-G2	
	4F		7,913	128	B2-U0-G2	9,311	150	B2-U0-G2	9,476	153	B2-U0-G2	9,808	158	B2-U0-G2	9,817	158	B2-U0-G2	
	5Q		8,060	130	B3-U0-G1	9,483	153	B3-U0-G2	9,651	156	B3-U0-G2	9,990	161	B3-U0-G2	9,999	161	B3-U0-G2	
	5R		7,808	126	B3-U0-G3	9,187	148	B3-U0-G3	9,350	151	B3-U0-G3	9,678	156	B3-U0-G3	9,687	156	B3-U0-G3	
	5D		7,287	118	B2-U0-G1	8,574	138	B3-U0-G1	8,726	141	B3-U0-G1	9,032	146	B3-U0-G1	9,040	146	B3-U0-G1	
	AD		7,321	118	B2-U0-G2	8,614	139	B2-U0-G2	8,766	141	B2-U0-G2	9,074	146	B2-U0-G2	9,082	146	B2-U0-G2	

©LSI Industries Inc. All Rights Reserved. Specifications and dimensions subject to industry standard tolerances. Specifications subject to change without notice.

LifeStyle Small (XDLS) Outdoor Decorative Area Light

Type : _____

Have questions? Call us at (800) 436-7800

PERFORMANCE

Delivered Lumens

Lumen Package	Distribution	CRI	2700K CCT			3000K CCT			3500K CCT			4000K CCT			5000K CCT			Wattage
			Delivered Lumens	Efficacy	BUG Rating	Delivered Lumens	Efficacy	BUG Rating	Delivered Lumens	Efficacy	BUG Rating	Delivered Lumens	Efficacy	BUG Rating	Delivered Lumens	Efficacy	BUG Rating	
12L	2	80	10,779	125	B2-U0-G2	12,676	147	B3-U0-G2	12,903	150	B3-U0-G2	13,357	155	B3-U0-G2	13,371	155	B3-U0-G2	86
	3W		10,598	123	B2-U0-G2	12,470	145	B3-U0-G3	12,691	148	B3-U0-G3	13,137	153	B3-U0-G3	13,148	153	B3-U0-G3	
	4F		10,746	125	B2-U0-G2	12,644	147	B2-U0-G2	12,868	150	B2-U0-G2	13,319	155	B2-U0-G2	13,331	155	B2-U0-G2	
	5Q		10,945	127	B3-U0-G2	12,878	150	B3-U0-G2	13,106	152	B3-U0-G2	13,566	158	B4-U0-G2	13,566	158	B4-U0-G2	
	5R		10,603	123	B3-U0-G3	12,476	145	B3-U0-G3	12,696	148	B3-U0-G3	13,142	153	B3-U0-G3	13,153	153	B3-U0-G3	
	5D		10,149	118	B3-U0-G1	11,942	139	B3-U0-G2	12,153	141	B3-U0-G2	12,580	146	B3-U0-G2	12,592	146	B3-U0-G2	
	AD		9,941	116	B2-U0-G2	11,697	136	B3-U0-G2	11,904	138	B3-U0-G2	12,322	143	B3-U0-G2	12,333	143	B3-U0-G2	
17L	2	80	16,025	153	B3-U0-G3	16,551	158	B3-U0-G3	16,633	158	B3-U0-G3	16,436	157	B3-U0-G3	17,110	163	B3-U0-G3	105
	3W		15,469	148	B3-U0-G3	15,972	153	B3-U0-G3	16,060	154	B3-U0-G3	15,862	152	B3-U0-G3	16,515	158	B3-U0-G3	
	4F		15,716	150	B3-U0-G2	16,226	155	B3-U0-G2	16,316	156	B3-U0-G2	16,114	154	B3-U0-G2	16,779	161	B3-U0-G2	
	5Q		16,145	155	B4-U0-G2	16,669	160	B4-U0-G2	16,762	160	B4-U0-G2	16,554	158	B4-U0-G2	17,237	165	B4-U0-G2	
	5R		15,794	151	B3-U0-G3	16,306	156	B3-U0-G3	16,397	157	B3-U0-G3	16,194	155	B3-U0-G3	16,861	161	B3-U0-G3	
	5D		15,019	144	B3-U0-G2	15,506	148	B3-U0-G2	15,592	149	B3-U0-G2	15,400	147	B3-U0-G2	16,034	153	B3-U0-G2	
	AD		15,119	145	B3-U0-G3	15,610	149	B3-U0-G3	15,697	150	B3-U0-G3	15,502	148	B3-U0-G3	16,141	154	B3-U0-G3	

ELECTRICAL DATA (AMPS)*

Lumen Package	Wattage	120V	208V	240V	277V	347V	480V
3L	20	0.17	0.10	0.08	0.07	0.06	0.04
5L	36	0.30	0.17	0.15	0.13	0.10	0.08
6L	42	0.35	0.20	0.18	0.15	0.12	0.09
9L	71	0.59	0.34	0.30	0.26	0.20	0.15
12L	86	0.72	0.41	0.36	0.31	0.25	0.18
17L	105	0.88	0.50	0.44	0.38	0.30	0.22

*LED Chips are frequently updated therefore values may change.
Data is based on Haze Reflector.

©LSI Industries Inc. All Rights Reserved. Specifications and dimensions subject to industry standard tolerances. Specifications subject to change without notice.

PHOTOMETRICS

Back to Quick Links

Luminaire photometry has been conducted by a NVLAP accredited testing laboratory in accordance with IESNA LM-79-08. As specified by IESNA LM-79-08 the entire luminaire is tested as the source resulting in a luminaire efficiency of 100%.

See the individual product page on https://www.lsicorp.com/ for detailed photometric data.

XDLS 6L 3W 40K8

Luminaire Data	
Type 3 Wide Distribution	
Description	4000 Kelvin, 80 CRI
Delivered Lumens	6,644
Watts	42
Efficacy	158
IES Type	Type III Very Short
BUG Rating	B2 U0 G2

Zonal Lumen Summary		
Zone	**Lumens**	**% Luminaire**
Low (0-30°)	1,236	19%
Medium (30-60°)	3,411	51%
High (60-80°)	1,880	28%
Very High (80-90°)	117	2%
Uplight (90-180°)	-	0%
Total Flux	6,644	100%

ISO Footcandle

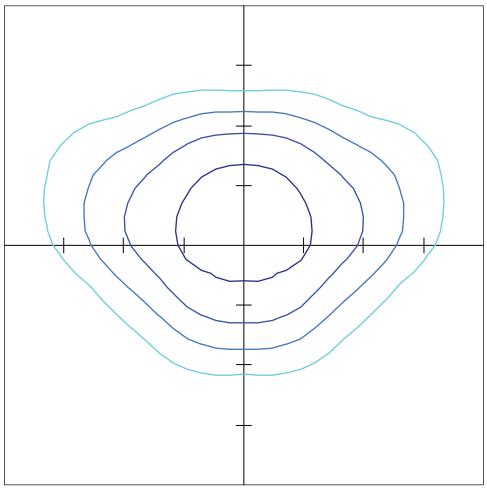

15' Mounting Height / 15' Grid Spacing

5 FC 2 FC 1 FC 0.5 FC

Polar Curve

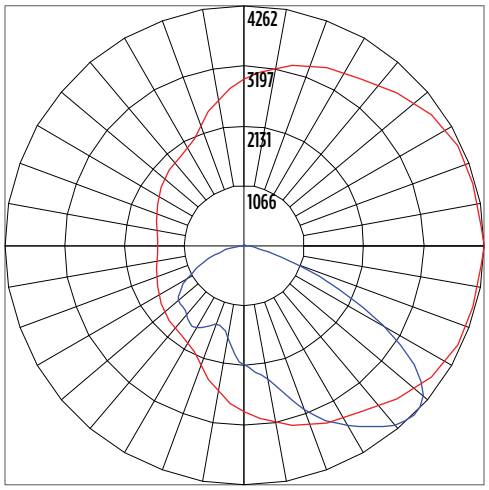

Vertical Plane Horizontal Cone

XDLS 6L 4F 40K8

Luminaire Data	
Type 4 Forward Distribution	
Description	4000 Kelvin, 80 CRI
Delivered Lumens	6,736
Watts	42
Efficacy	160
IES Type	Type IV Short
BUG Rating	B2 U0 G1

Zonal Lumen Summary		
Zone	**Lumens**	**% Luminaire**
Low (0-30°)	1,118	17%
Medium (30-60°)	3,578	54%
High (60-80°)	1,962	30%
Very High (80-90°)	78	1%
Uplight (90-180°)	-	0%
Total Flux	6,737	100%

ISO Footcandle

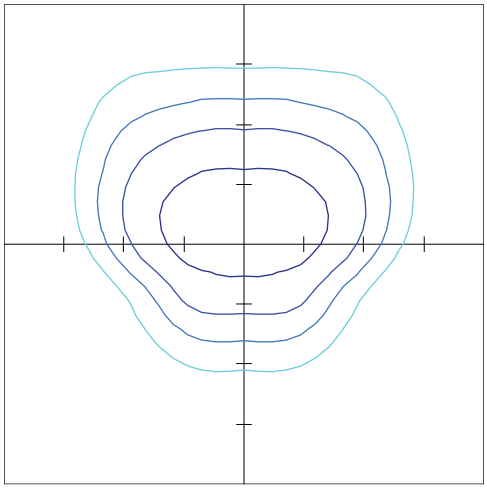

15' Mounting Height / 15' Grid Spacing

5 FC 2 FC 1 FC 0.5 FC

Polar Curve

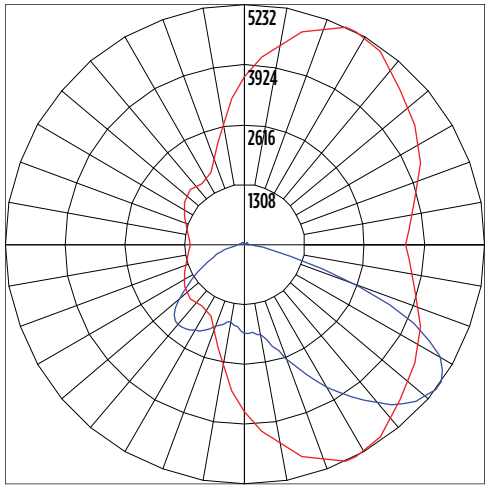

Vertical Plane Horizontal Cone

©LSI Industries Inc. All Rights Reserved. Specifications and dimensions subject to industry standard tolerances. Specifications subject to change without notice.

PHOTOMETRICS

Back to Quick Links

XDLS 6L 5Q 40K8

Luminaire Data	
Type 5 Square Distribution	
Description	4000 Kelvin, 80 CRI
Delivered Lumens	6,861
Watts	42
Efficacy	163
IES Type	Type VS Short
BUG Rating	B3 U0 G1

Zonal Lumen Summary		
Zone	**Lumens**	**% Luminaire**
Low (0-30°)	795	0%
Medium (30-60°)	3,411	51%
High (60-80°)	2,613	39%
Very High (80-90°)	42	1%
Uplight (90-180°)	-	0%
Total Flux	6,861	100%

ISO Footcandle

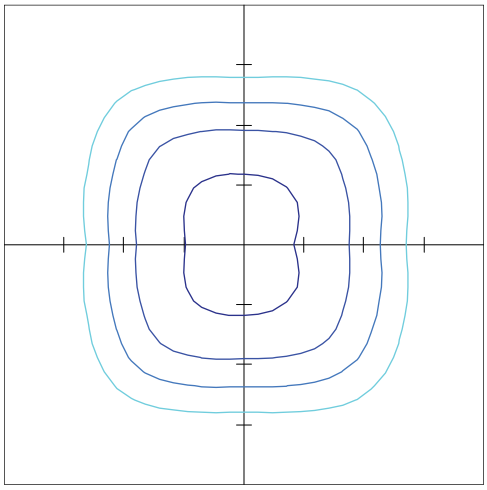

15' Mounting Height / 15' Grid Spacing

5 FC 2 FC 1 FC 0.5 FC

Polar Curve

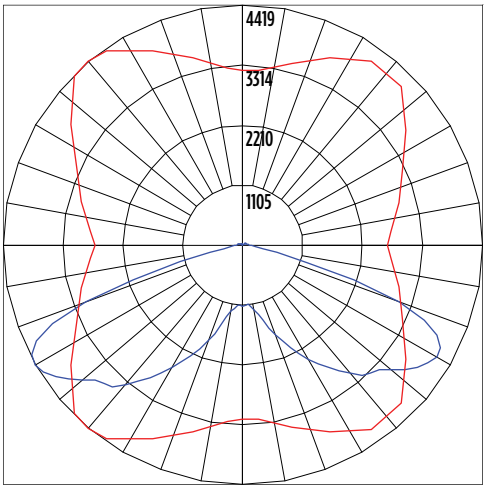

Vertical Plane Horizontal Cone

XDLS 6L 5R 40K8

Luminaire Data	
Type 5 Rectangular Distribution	
Description	4000 Kelvin, 80 CRI
Delivered Lumens	6,647
Watts	42
Efficacy	158
IES Type	Type III Medium
BUG Rating	B2 U0 G1

Zonal Lumen Summary		
Zone	**Lumens**	**% Luminaire**
Low (0-30°)	1,052	16%
Medium (30-60°)	3,048	46%
High (60-80°)	2,416	36%
Very High (80-90°)	132	2%
Uplight (90-180°)	-	0%
Total Flux	6,647	100%

ISO Footcandle

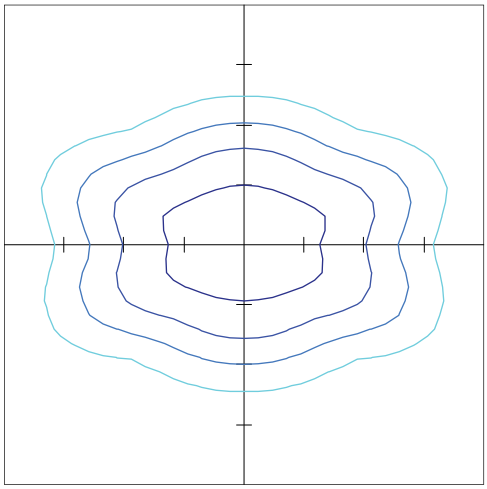

15' Mounting Height / 15' Grid Spacing

5 FC 2 FC 1 FC 0.5 FC

Polar Curve

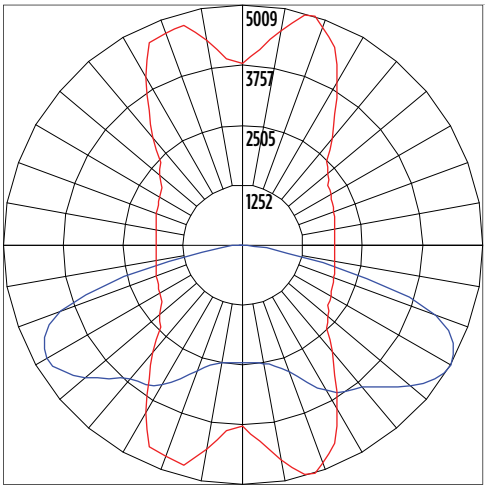

Vertical Plane Horizontal Cone

©LSI Industries Inc. All Rights Reserved. Specifications and dimensions subject to industry standard tolerances. Specifications subject to change without notice.

PHOTOMETRICS

Back to Quick Links

XDLS 6L 5D 40K8

Luminaire Data	
Type 5 Diffuse Distribution	
Description	4000 Kelvin, 80 CRI
Delivered Lumens	6,647
Watts	42
Efficacy	158
IES Type	Type VS Very Short
BUG Rating	B2 U0 G1

Zonal Lumen Summary		
Zone	**Lumens**	**% Luminaire**
Low (0-30°)	1,145	17%
Medium (30-60°)	3,450	52%
High (60-80°)	1,497	23%
Very High (80-90°)	111	2%
Uplight (90-180°)	-	0%
Total Flux	6,203	100%

ISO Footcandle

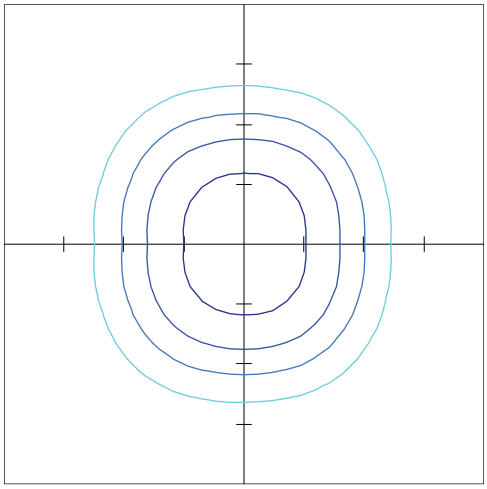

15' Mounting Height / 15' Grid Spacing

Polar Curve

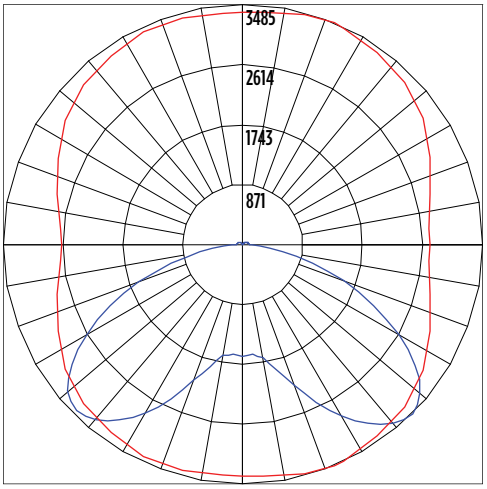

XDLS 6L AD 40K8

Luminaire Data	
Asymmetric Diffuse Distribution	
Description	4000 Kelvin, 80 CRI
Delivered Lumens	6,203
Watts	42
Efficacy	148
IES Type	Type III Very Short
BUG Rating	B2 U0 G1

Zonal Lumen Summary		
Zone	**Lumens**	**% Luminaire**
Low (0-30°)	1,437	22%
Medium (30-60°)	3,396	51%
High (60-80°)	1,304	20%
Very High (80-90°)	96	1%
Uplight (90-180°)	0	0%
Total Flux	6,232	100%

ISO Footcandle

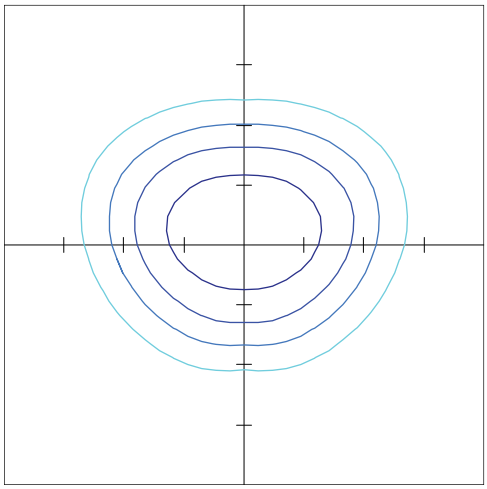

15' Mounting Height / 15' Grid Spacing

5 FC 2 FC 1 FC 0.5 FC

Polar Curve

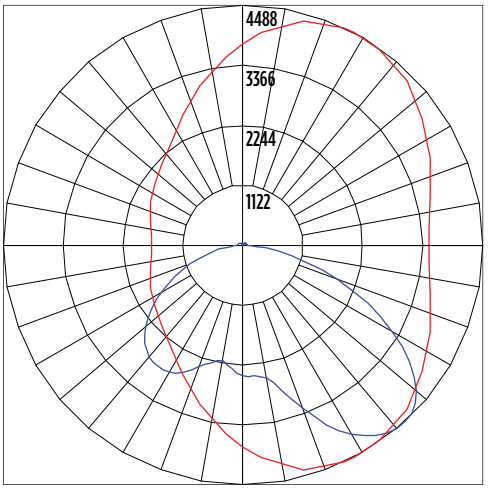

Vertical Plane Horizontal Cone

©LSI Industries Inc. All Rights Reserved. Specifications and dimensions subject to industry standard tolerances. Specifications subject to change without notice.

LifeStyle Small (XDLS) Outdoor Decorative Area Light

Type : _____

Have questions? Call us at (800) 436-7800

PHOTOMETRICS

Back to Quick Links

XDLS 6L 2 40K8

Luminaire Data	
Type 2 Distribution	
Description	4000 Kelvin, 80 CRI
Delivered Lumens	6,757
Watts	42
Efficacy	161
IES Type	Type II Short
BUG Rating	B2 U0 G1

Zonal Lumen Summary		
Zone	**Lumens**	**% Luminaire**
Low (0-30°)	1,716	25%
Medium (30-60°)	3,591	53%
High (60-80°)	1,422	21%
Very High (80-90°)	28	1%
Uplight (90-180°)	-	0%
Total Flux	6,757	100%

ISO Footcandle

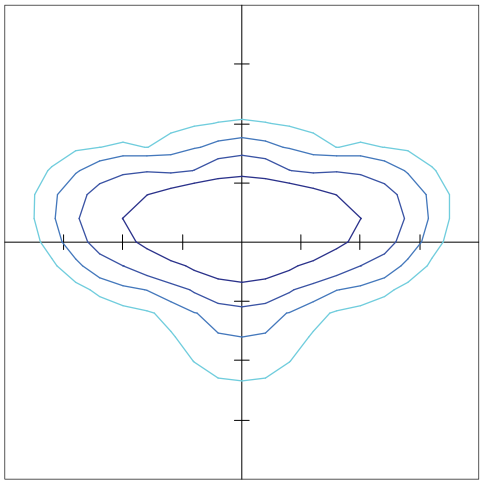

10' Mounting Height / 10' Grid Spacing

5 FC 2 FC 1 FC 0.5 FC

Polar Curve

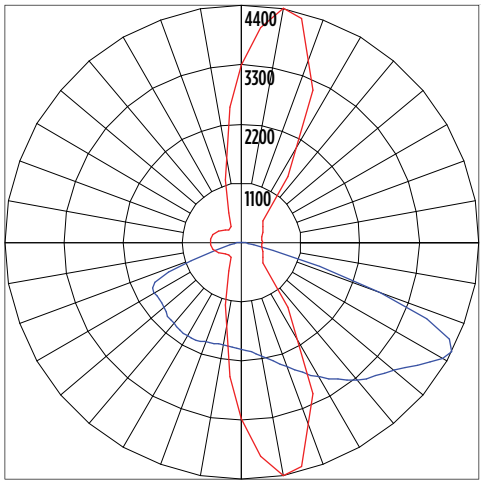

Vertical Plane Horizontal Cone

POLES & BRACKETS

Back to Quick Links

LSI offers a full line of poles and mounting accessories to complete your lighting assembly. Aluminum and steel in both square and round shafts. In addition, LSI offers round tapered, fluted and hinge based poles. Designed and engineered for durability and protected with our oven baked DuraGrip Protection System. Also available with our DuraGrip+ Protection system for unmatched corrosion resistance and an extended warranty. American made in our Ohio facility with industry leading lead times.

Click here to learn more details about poles & brackets



Decorative Base Cover
Round Straight

Optional decorative base cover has a two-piece die cast construction with stainless steel fasteners. Base cover is polyester powder coated to match pole. GBC base cover fits 4" and 5" diameter straight round poles. Includes 4" round pole adaptor molded from black silicone rubber.



Spun Aluminum Collar
Round Straight

Optional one-piece spun aluminum collar for 4" or 5" diameter straight round aluminum poles. Features durable, high quality construction with aesthetically pleasing design that slips over the pole for increased theft deterrent.



Square Pole 14'-39'

Round Pole 10'-30'

Tapered Pole 20'-39'

©LSI Industries Inc. All Rights Reserved. Specifications and dimensions subject to industry standard tolerances. Specifications subject to change without notice.

LifeStyle Small (XDLS) Outdoor Decorative Area Light

Type : _____

Have questions? Call us at (800) 436-7800

PRODUCT DIMENSIONS

Back to Quick Links

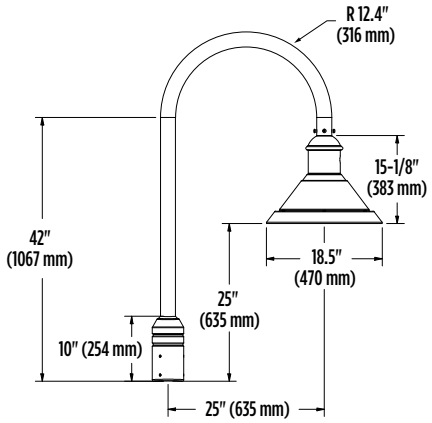

Straight Cantilever - Single
(XDLSA SC S)

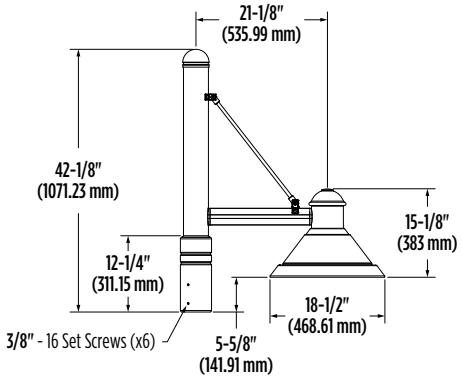

B3 Drill Pattern

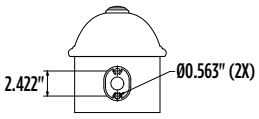

Side Arm Mount for Round Poles - Single
(XDLSA SA_S)

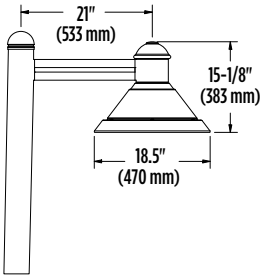

Side Arm Wall Mount
(XDLSB SAW)

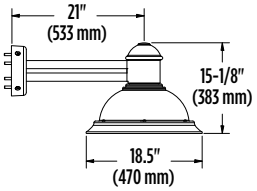

Straight Cantilever Wall Mount
(XDLSA SCW)

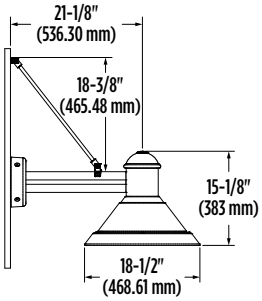

Classic Hook - Double 180°[1]
(CHD180)



Side Arm Mount - Double 180°[1]
(SAD180)

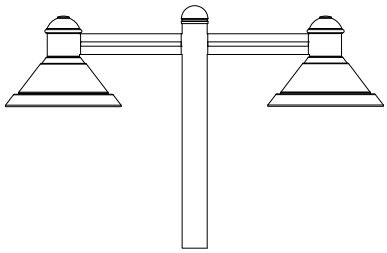

Straight Cantilever Mount - Double 180°[1]
(SCD180)

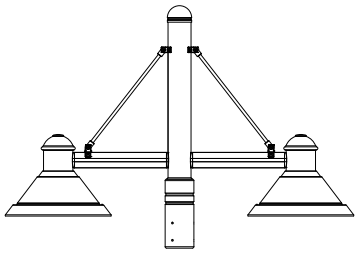

Luminaire EPA Chart - Side Arm XDLS[2]						
Configration	Single	D180°	D90°	T90°	TN120°	Q90°
EPA	1.3	2.6	2.2	3.5	3.3	4.0

Luminaire EPA Chart - Classic Hook XDLS[2]		
Configration	Single	D180°
EPA	2.4	4.7

Luminaire EPA Chart - Straight Cantilever[2]		
Configration	Single	D180°
EPA	2.8	4.3

1 See Lifestyle Brackets and Mounts in outdoor section of latest Buyers Guide for details on other bracket sizes.
2 Includes Bracket.

©LSI Industries Inc. All Rights Reserved. Specifications and dimensions subject to industry standard tolerances. Specifications subject to change without notice.

CONTROLS

Back to Quick Links

Integral Bluetooth™ Motion and Photocell Sensor (IMSBTx)

Slim low profile sensor provides multi-level control based on motion and/or daylight. Sensor controls 0-10 VDC LED drivers and is IP66 rated for cold and wet locations (-40°F to 167°F). Two unique PIR lenses are available and used based on fixture mounting height. All control parameters are adjustable via an iOS or Android App capable of storing and transmitting sensor profiles.

Click here to learn more details about IMSBT

Apple Android

AirLink Blue (ALBMRx)

Wireless Bluetooth Mesh Outdoor Lighting Control System that provides energy savings, code compliance and enhanced safety/security for parking lots and parking garages. Three key components; Bluetooth wireless radio/sensor controller, Time Keeper and an iOS App. Capable of grouping multiple fixtures and sensors as well as scheduling time-based events by zone. Radio/Sensor Controller is factory integrated into Area/Site, Wall Mounted, Parking Garage and Canopy luminaires.

Click here to learn more details about AirLink Blue

AirLink Blue App Apple

Sensor Sequence of Operations

Standard Programming	On Event	Off Event	On Light Level	Dim Light Level	Daylight Harvesting	Delay To Off	Sensitivity
IMSBTx	Motion	No Motion	100%	N/A	On; Auto Calibration	20 minutes	High

Operation	Description
On Event	Trigger that activates lights to turn on; either automatic via motion detected or manually activated via push of button.
Off Event	Trigger that activates lights to turn off; either automatic via no motion detected or manually activated via push of button.
On Light Level	The light level that the fixtures will turn on to when ON EVENT occurs.
Dim Light Level	The light level that the fixtures will dim down to when no motion is detected.
Delay to Dim	The amount of time after which no motion is detected that the fixtures will be triggered to dim down. This sequence is optional, and sensor can be programmed to only trigger the fixture to turn off by entering 100% in this field.
Delay to Off	The amount of time after which no motion is detected that the fixtures will be triggered to turn off. If delay to dim is part of the programmed functionality, this is the amount of time after which no motion is detected after the fixture have already dimmed down.
Sensitivity	The sensitivity can be set to high, medium, low, or auto where applicable. High will detect smaller, simple motions. Low will only detect larger more complex motions. Auto temperature calibration adjusts the PIR sensitivity as ambient temperature rises to increase detection of heat movement through the field of view.

©LSI Industries Inc. All Rights Reserved. Specifications and dimensions subject to industry standard tolerances. Specifications subject to change without notice.