



LED Corn Cobs

115CC/LED/850/LS EX39 G2 BB 3/1

MASTER, LED, Corncob, Mains only, 115 W, EX39 | Exclusionary Mogul Screw, 50000 hour(s)

Philips Corn Cob HID replacement lamps are perfect LED replacement for a variety of outdoor applications. High intensity illumination, which means you get added visibility for applications like streets, public areas, and much more for a fraction of the energy used by conventional HID.

Product data

General Information	
Cap-Base	EX39 [Exclusionary Mogul Screw]
Nominal lifetime	50,000 hour(s)
Switching Cycle	50,000
Lighting Technology	LED
Warranty period	5 years
Light Technical	
LLMF At End Of Nominal Lifetime (Nom)	70 %
Operating and Electrical	
Line Frequency	50 to 60 Hz
Input Frequency	50 to 60 Hz
Power Consumption	115 W
Power Factor (Fraction)	0.9
Voltage (Nom)	120-277 V
UL Type	HIB_UL Type B (UL Listed+Classified)
Ballast Compatibility	Mains only

Temperature	
T-Case Maximum (Nom)	106 °F
Controls and Dimming	
Dimmable	Preset Dimming
Mechanical and Housing	
Bulb Finish	Clear
Bulb Material	Plastic
Bulb Shape	Corncob
Net Weight (Piece)	1.964 lb
Approval and Application	
Energy Saving Product	Yes
Energy Consumption kWh/1000 h	115 kWh
Ambient temperature range	-4 °F to 113 °F

LED Corn Cobs

Application Conditions

can it be used in closed luminaires Yes

Product Data

Order product name	115CC/LED/850/LS EX39 G2 BB 3/1
Full product name	115CC/LED/850/LS EX39 G2 BB 3/1
Order code	564088

Material Nr. (12NC) 929002996504

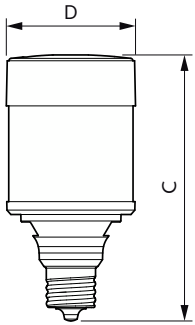
Numerator - Quantity Per Pack 1

EAN/UPC - Product/Case 046677564087

Numerator - Packs per outer box 3

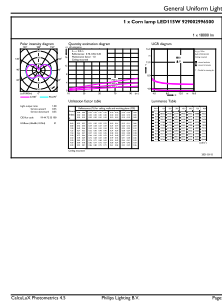
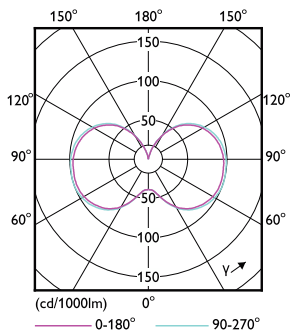
EAN/UPC - Case 50046677564082

Dimensional drawing



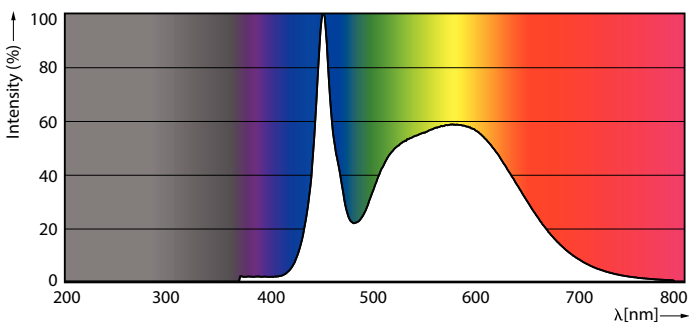
Product	D	C
115CC/LED/850/LS EX39 G2 BB 3/1	4-1/16 inch	8-5/16 inch

Photometric data



Light Distribution Diagram - 115CC/LED/850/LS EX39 G2 BB 3/1

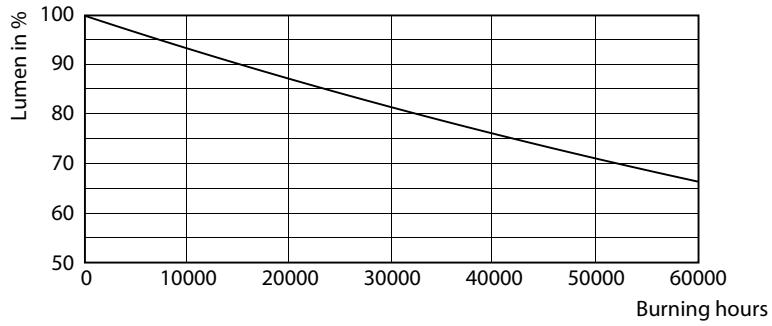
General uniform lighting - 115CC/LED/850/LS EX39 G2 BB 3/1



Spectral Power Distribution Colour - 115CC/LED/850/LS EX39 G2 BB 3/1

LED Corn Cobs

Lifetime



Lumen Maintenance Diagram - 115CC/LED/850/LS EX39 G2 BB 3/1

